



US00D813137S

(12) **United States Design Patent**  
**Sempek**

(10) **Patent No.:** **US D813,137 S**

(45) **Date of Patent:** **\*\* Mar. 20, 2018**

(54) **WHEEL RIM**

(71) Applicant: **Allied Wheel Components**, Garden Grove, CA (US)

(72) Inventor: **Christopher Sean Sempek**, Long Beach, CA (US)

(73) Assignee: **ALLIED WHEEL COMPONENTS**, Garden Grove, CA (US)

(\*\*) Term: **15 Years**

(21) Appl. No.: **29/556,323**

(22) Filed: **Feb. 29, 2016**

(51) **LOC (11) Cl.** ..... **12-16**

(52) **U.S. Cl.**  
USPC ..... **D12/209**

(58) **Field of Classification Search**  
USPC ..... D12/204–213  
CPC .... B60B 7/00; B60B 7/02; B60B 7/04; B60B 7/01; B60B 7/06; B60B 3/02; B60B 3/04; B60B 3/06; B60B 3/10; B60B 1/00; B60B 1/08; B60B 1/10; B60B 1/12  
See application file for complete search history.

(56) **References Cited**

**U.S. PATENT DOCUMENTS**

D456,332 S	*	4/2002	Vian	.....	D12/211
D538,730 S	*	3/2007	Thurner	.....	D12/209
D582,830 S	*	12/2008	Musser	.....	D12/211

D639,222 S		6/2011	Johnson		
D660,220 S	*	5/2012	Chan	.....	D12/211
D671,483 S	*	11/2012	Chung	.....	D12/211
D680,940 S	*	4/2013	Hale, Jr.	.....	D12/211
D686,963 S	*	7/2013	Hale, Jr.	.....	D12/211
D691,542 S	*	10/2013	Chan	.....	D12/209
D704,121 S	*	5/2014	Chung	.....	D12/211
D704,122 S	*	5/2014	Chung	.....	D12/211
D705,715 S	*	5/2014	Johnson	.....	D12/209
D721,318 S	*	1/2015	Kim	.....	D12/211
D724,515 S	*	3/2015	Chung	.....	D12/209
D726,624 S	*	4/2015	Chung	.....	D12/211
D751,481 S	*	3/2016	Chung	.....	D12/209
D751,966 S	*	3/2016	Zhao	.....	D12/211
D775,051 S	*	12/2016	Alfonso	.....	D12/211
D776,040 S	*	1/2017	Zhao	.....	D12/211

\* cited by examiner

*Primary Examiner* — Sandra Snapp

(74) *Attorney, Agent, or Firm* — Fish IP Law, LLC



(57) **CLAIM**

I claim the ornamental design for a wheel rim, as shown and described.

**DESCRIPTION**

FIG. 1 is a top, front, right side perspective view of a wheel rim of the new design; and, FIG. 2 is a front elevation view thereof. The broken lines showing holes and the rear side of the wheel rim are included for the purpose of illustrating environment and form no part of the claimed design.

**1 Claim, 2 Drawing Sheets**






FIG. 1






FIG. 2