



US00D813118S

(12) **United States Design Patent** (10) **Patent No.:** **US D813,118 S**
Yates (45) **Date of Patent:** **** Mar. 20, 2018**

(54) **BUMPER COMPONENT**
(71) Applicant: **Volvo Lastvagnar AB**, Göteborg (SE)
(72) Inventor: **Lukas Yates**, Greensboro, NC (US)
(73) Assignee: **Volvo Lastvagnar AB**, Göteborg (SE)
(**) Term: **15 Years**
(21) Appl. No.: **29/593,292**
(22) Filed: **Feb. 8, 2017**
(51) **LOC (11) Cl.** **12-16**
(52) **U.S. Cl.**
USPC **D12/169**
(58) **Field of Classification Search**
USPC D12/86, 90-92, 163, 169, 171, 184, 196,
D12/216; 180/69.2, 89.12, 89.13;
296/180.1, 180.2, 184.1
CPC B60R 19/02; B60R 19/04; B60R 19/18;
B60R 19/24; B60R 19/44; B60R 19/48;
B60R 19/52; B60R 19/56; B60R 19/023;
B60R 2019/007; B60R 2019/522; B62D
35/005; B62D 35/007; B62D 35/02;
B62D 37/02
See application file for complete search history.

(56) **References Cited**

U.S. PATENT DOCUMENTS

D366,640 S * 1/1996 Tucker D12/184
D382,844 S * 8/1997 Norwood D12/184
D524,203 S * 7/2006 Ichikawa D12/184
D545,253 S * 6/2007 Jones D12/106
D545,255 S * 6/2007 Angelo D12/173
D644,577 S * 9/2011 Messale D12/169

D737,181 S * 8/2015 Smith D12/169
D753,036 S * 4/2016 Curic D12/169
D796,399 S * 9/2017 Steen D12/169
2015/0145280 A1* 5/2015 Kabbes B62D 35/005
296/180.1
2015/0210324 A1* 7/2015 Kojima B62D 35/005
296/180.1

OTHER PUBLICATIONS

<https://www.youtube.com/watch?v=N64nUxXaWko> Posted Sep. 21, 2017 (Year: 2017).*
<http://www.tfltruck.com/2017/09/new-2018-mack-anthem/> Posted Sep. 14, 2017 (Year: 2017).*
Images of Mack CXU Pinnacle Truck, released 2006, 2 pages.

* cited by examiner

Primary Examiner — Susan Bennett Hattan
Assistant Examiner — Leanne Was-Englehart
(74) *Attorney, Agent, or Firm* — Tucker Ellis LLP


(57) **CLAIM**

The ornamental design for a bumper component, as shown and described.

DESCRIPTION

FIG. 1 is a front-left-top perspective view of a bumper component showing my new design.
FIG. 2 is a rear-right-top perspective view thereof.
FIG. 3 is a front view thereof.
FIG. 4 is a rear view thereof.
FIG. 5 is a right side view thereof.
FIG. 6 is a left side view thereof.
FIG. 7 is a top view thereof; and,
FIG. 8 is a bottom view thereof.

1 Claim, 4 Drawing Sheets






FIG. 1




FIG. 2



FIG. 3




FIG. 4




FIG. 5




FIG. 6



FIG. 7




FIG. 8