



US00D813100S

(12) **United States Design Patent**
Hatton et al.

(10) **Patent No.:** **US D813,100 S**
(45) **Date of Patent:** **** Mar. 20, 2018**

(54) **VEHICLE**

(71) Applicant: **Jaguar Land Rover Limited**, Whitley,
Coventry (GB)

(72) Inventors: **Adam Hatton**, Coventry (GB);
Andrew Webber, Coventry (GB)

(73) Assignee: **Jaguar Land Rover Limited**, Whitley,
Coventry (GB)

(**) Term: **15 Years**

(21) Appl. No.: **29/608,894**

(22) Filed: **Jun. 27, 2017**

Related U.S. Application Data

(62) Division of application No. 29/546,980, filed on Nov.
30, 2015, now Pat. No. Des. 793,908.

(30) **Foreign Application Priority Data**

Jun. 15, 2015 (EM) 002719294

(51) **LOC (11) Cl.** **12-08**

(52) **U.S. Cl.**
USPC **D12/92**

(58) **Field of Classification Search**
USPC D12/86, 90-92, 88; D21/421, 433, 434;
296/181.1, 181.5
CPC B62D 35/00; B62D 25/00; B62D 25/06;
B62D 33/00
See application file for complete search history.

(56) **References Cited**

U.S. PATENT DOCUMENTS

D686,535 S * 7/2013 Van Braeckel D12/92
D700,544 S * 3/2014 Ramaciotti D12/92

D704,101 S * 5/2014 Beaven D12/92
D705,129 S * 5/2014 Badstuebner D12/91
D706,174 S * 6/2014 Garand D12/92
D711,287 S * 8/2014 Butterworth D12/92
D711,288 S * 8/2014 Butterworth D12/92
D718,662 S * 12/2014 Ishizuka D12/92
D719,878 S * 12/2014 Webber D12/92
D726,074 S * 4/2015 Beaven D12/92
D740,177 S * 10/2015 Callum D12/92
D748,535 S * 2/2016 Hatton D12/92
D758,921 S * 6/2016 Hatton D12/92
D793,908 S * 8/2017 Hatton D12/92

* cited by examiner

Primary Examiner — Melody N Brown

(74) *Attorney, Agent, or Firm* — Wood Herron & Evans
LLP

(57) **CLAIM**

The ornamental design for a vehicle, as shown and
described.

DESCRIPTION

FIG. 1 is a right, front perspective view of a vehicle
according to the present invention.

FIG. 2 is a left, front perspective view thereof.

FIG. 3 is a left, rear perspective view thereof.

FIG. 4 is a front view thereof.


FIG. 5 is a rear view thereof.

FIG. 6 is a right side view thereof, the left side being a mirror
image thereof; and,

FIG. 7 is a top view thereof.

Any elements shown in broken lines in the Figures form no
part of the claimed invention, but are instead included to
show environmental aspects thereof. Also, any broken line
shown adjacent to a shaded portion forms an unclaimed
boundary of the design.

1 Claim, 6 Drawing Sheets






FIG. 1

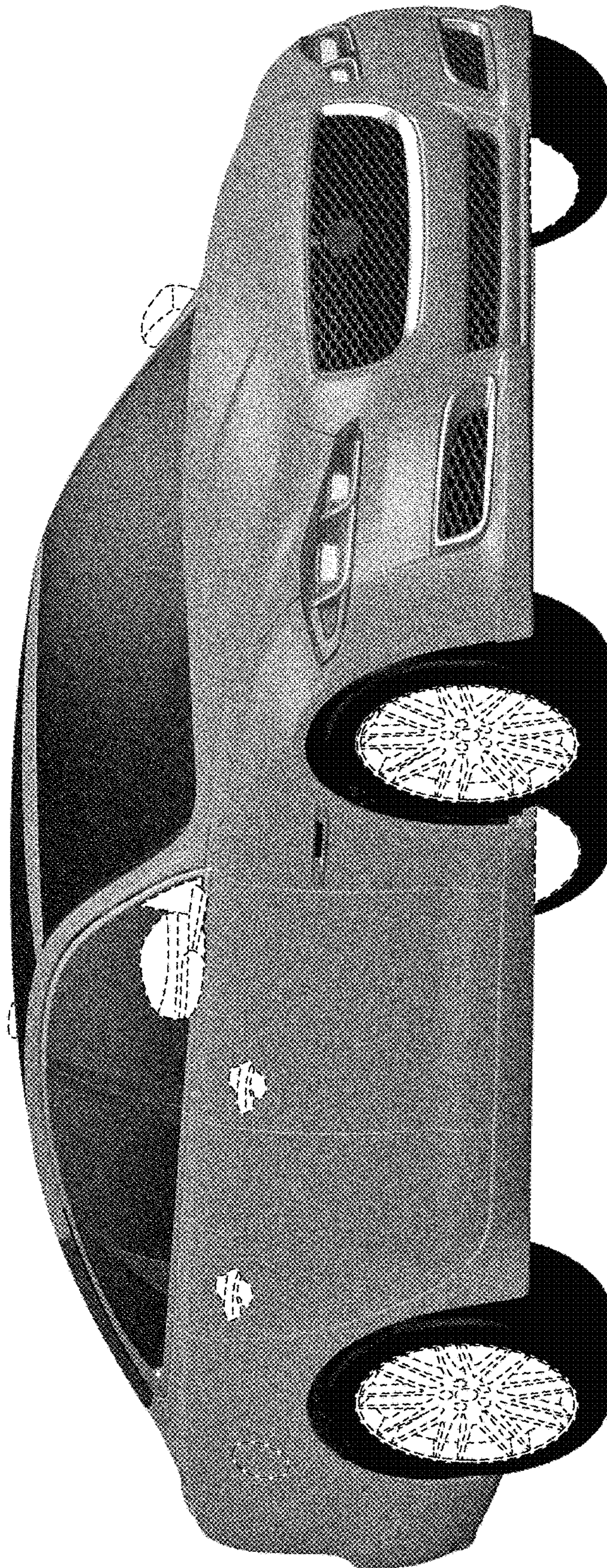


FIG. 2




FIG. 3



FIG. 4




FIG. 5

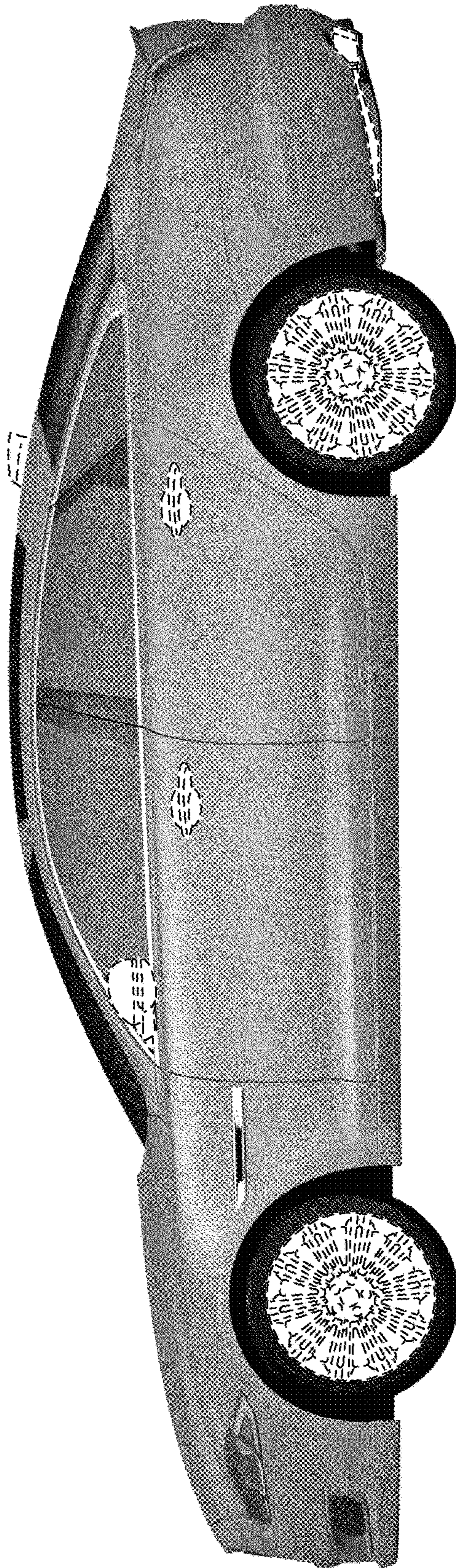


FIG. 6




FIG. 7