



US00D813096S

(12) **United States Design Patent**
Ren et al.

(10) **Patent No.:** **US D813,096 S**
(45) **Date of Patent:** **** Mar. 20, 2018**

- (54) **FOUR-WHEEL VEHICLE**
- (71) Applicant: **LUOYANG NORTHERN EK CHOR MOTORCYCLE CO., LTD.**, Luoyang, Henan Province (CN)
- (72) Inventors: **Jie Ren**, Luoyang (CN); **Chengjun Wang**, Luoyang (CN); **Yuanyang You**, Luoyang (CN)
- (73) Assignee: **LUOYANG NORTHERN EK CHOR MOTORCYCLE CO., LTD.**, Luoyang (CN)

D719,876 S	*	12/2014	Tsutamori	D12/91
D723,425 S	*	3/2015	Glover	D12/91
D762,143 S	*	7/2016	Tu	D12/91
D763,735 S	*	8/2016	Tu	D12/91

* cited by examiner

Primary Examiner — Melody N Brown

(74) *Attorney, Agent, or Firm* — Danton K. Mak; Leech Tishman Fuscaldo & Lampl

- (**) Term: **15 Years**
- (21) Appl. No.: **29/574,356**
- (22) Filed: **Aug. 15, 2016**

(57) **CLAIM**

The ornamental design of a four-wheel vehicle, as shown and described.

(30) **Foreign Application Priority Data**

Apr. 25, 2016 (CN) 2016 3 0141947

- (51) **LOC (11) Cl.** **12-08**
- (52) **U.S. Cl.**
USPC **D12/91**
- (58) **Field of Classification Search**
USPC D12/86, 90-92, 88; D21/421, 433, 434;
296/181.1, 181.5
CPC B62D 35/00; B62D 25/00; B62D 25/06;
B62D 33/00
See application file for complete search history.

DESCRIPTION

FIG. 1 is a front and right side perspective view of a four wheel vehicle showing our new design;
 FIG. 2 is a rear and right side perspective view thereof;
 FIG. 3 is a left side elevation view thereof;
 FIG. 4 is a right side elevation view thereof;
 FIG. 5 is a rear elevation view thereof;
 FIG. 6 is a front elevation view thereof; and,
 FIG. 7 is a top plan view thereof.


All portions of the drawings shown in broken lines are for illustrative purposes only and form no part of the claimed design.

(56) **References Cited**

U.S. PATENT DOCUMENTS

D542,179 S	*	5/2007	Renkert	D12/91
D542,180 S	*	5/2007	Renkert	D12/91
D565,467 S	*	4/2008	Aneiros	D12/91
D681,511 S	*	5/2013	Nakamura	D12/91
D692,347 S	*	10/2013	Tada	D12/91

1 Claim, 7 Drawing Sheets






FIG. 1




FIG. 2




FIG. 3




FIG. 4




FIG. 5




FIG. 6

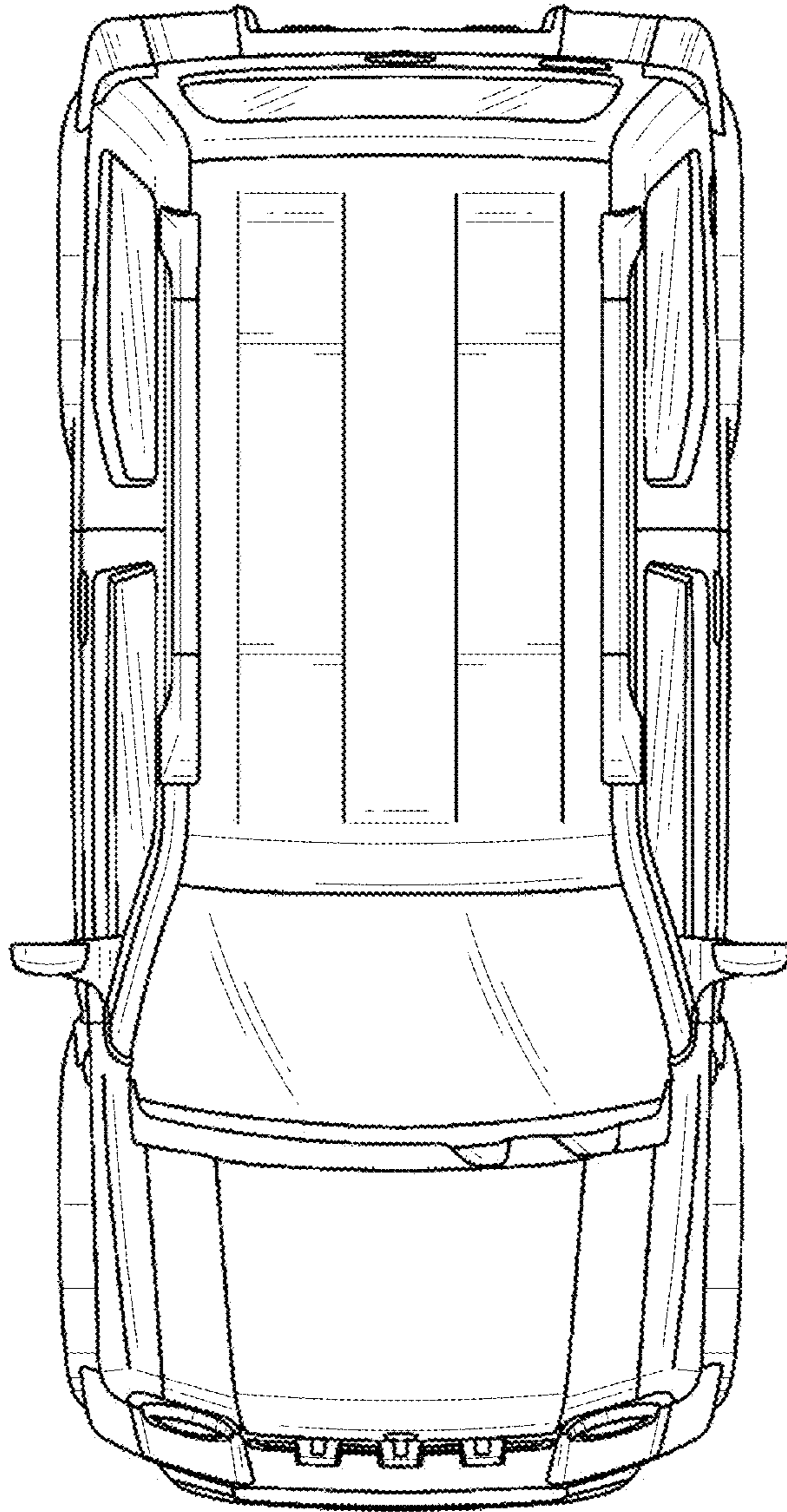


FIG. 7