



US00D813081S

(12) **United States Design Patent**
Sun

(10) **Patent No.:** **US D813,081 S**
(45) **Date of Patent:** **** Mar. 20, 2018**

(54) **JEWELRY ARTICLE**

- (71) Applicant: **Nina Sun**, Guangdong Province (CN)
- (72) Inventor: **Nina Sun**, Guangdong Province (CN)
- (**) Term: **15 Years**
- (21) Appl. No.: **29/571,820**
- (22) Filed: **Jul. 21, 2016**
- (51) **LOC (11) Cl.** **11-01**
- (52) **U.S. Cl.**
USPC **D11/81; D11/56**
- (58) **Field of Classification Search**
USPC D11/1, 2, 7, 8, 11, 16, 17, 24, 27, 40,
D11/41-44, 56, 66, 70, 75, 76, 86, 89,
D11/103, 108, 121, 184, 202, 212, 228,
D11/79-82
CPC . A44C 13/00; A44C 17/0225; A44C 17/0241;
A44C 25/00
See application file for complete search history.

(56) **References Cited**

U.S. PATENT DOCUMENTS

D177,412 S *	4/1956	Katz	D11/56
D339,311 S *	9/1993	Ambar	D11/103
D369,988 S *	5/1996	Jacoby	D11/56
D484,823 S *	1/2004	Pachachi	D11/56
D639,698 S *	6/2011	Schweiger	D11/89
D648,649 S *	11/2011	Richter	D11/89
D693,258 S *	11/2013	Kozak	D11/1
D725,544 S *	3/2015	Yatsugi-Kang	D11/56
D753,014 S *	4/2016	Vaughan	D11/56
2008/0016915 A1 *	1/2008	Shah	A44C 13/00 63/40

OTHER PUBLICATIONS

Lady colour 925 Sterling Silver Venus Pendant (available online Dec. 26, 2016) Retrieved from the internet Sep. 22, 2017, retrieved from the internet URL: https://www.amazon.com/LadyColourSterlingNecklaceSwarovskiCrystals/dp/B01N978DYF/ref=pd_sim_197_7?encoding=UTF8&psc=1&refRID=YEQ0GSXHCAG0VN20HHF4.*

Crystal Heart of the Ocean Swarovski Pendant (available Apr. 1, 2015) Retrieved from the internet Sep. 22, 2017, retrieved from the internet URL: https://www.amazon.com/QiansePendantNecklaceSWAROVSKICrystal/dp/B00VL58FQ4/ref=pd_sbs_197_5?encoding=UTF8&refRID=4KR4P95DMHMK9W8K94V4.*

* cited by examiner

Primary Examiner — Garth Rademaker
Assistant Examiner — Richard Kearney

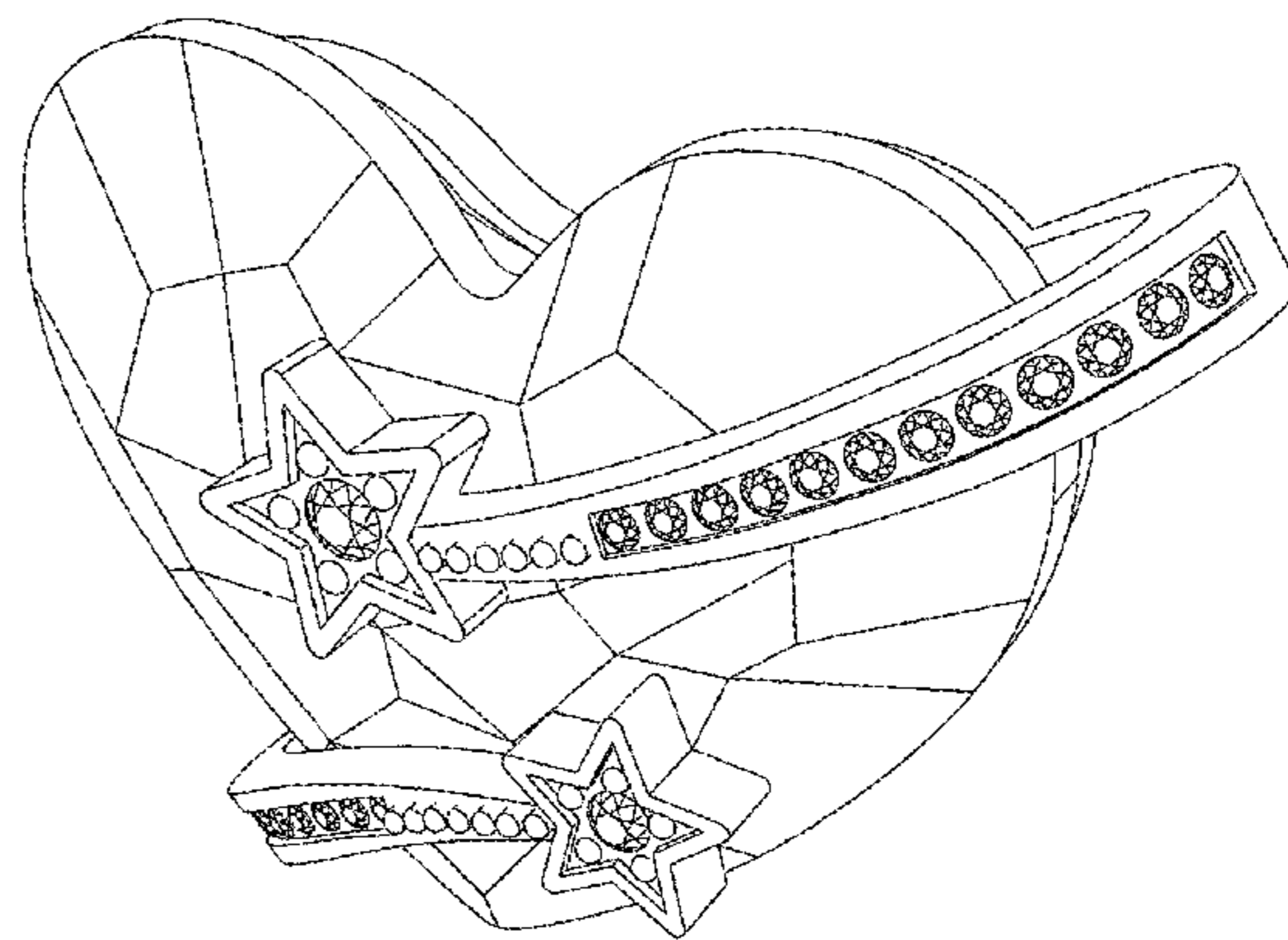

(57) **CLAIM**

The ornamental design for a jewelry article, as shown.

DESCRIPTION

FIG. 1 is a front elevational view of a jewelry article showing my new design;
 FIG. 2 is a rear elevational view thereof;
 FIG. 3 is a right side view thereof;
 FIG. 4 is a top plan view thereof;
 FIG. 5 is a bottom plan view thereof; and,
 FIG. 6 is a perspective view thereof.

1 Claim, 5 Drawing Sheets






FIG. 1




FIG. 2

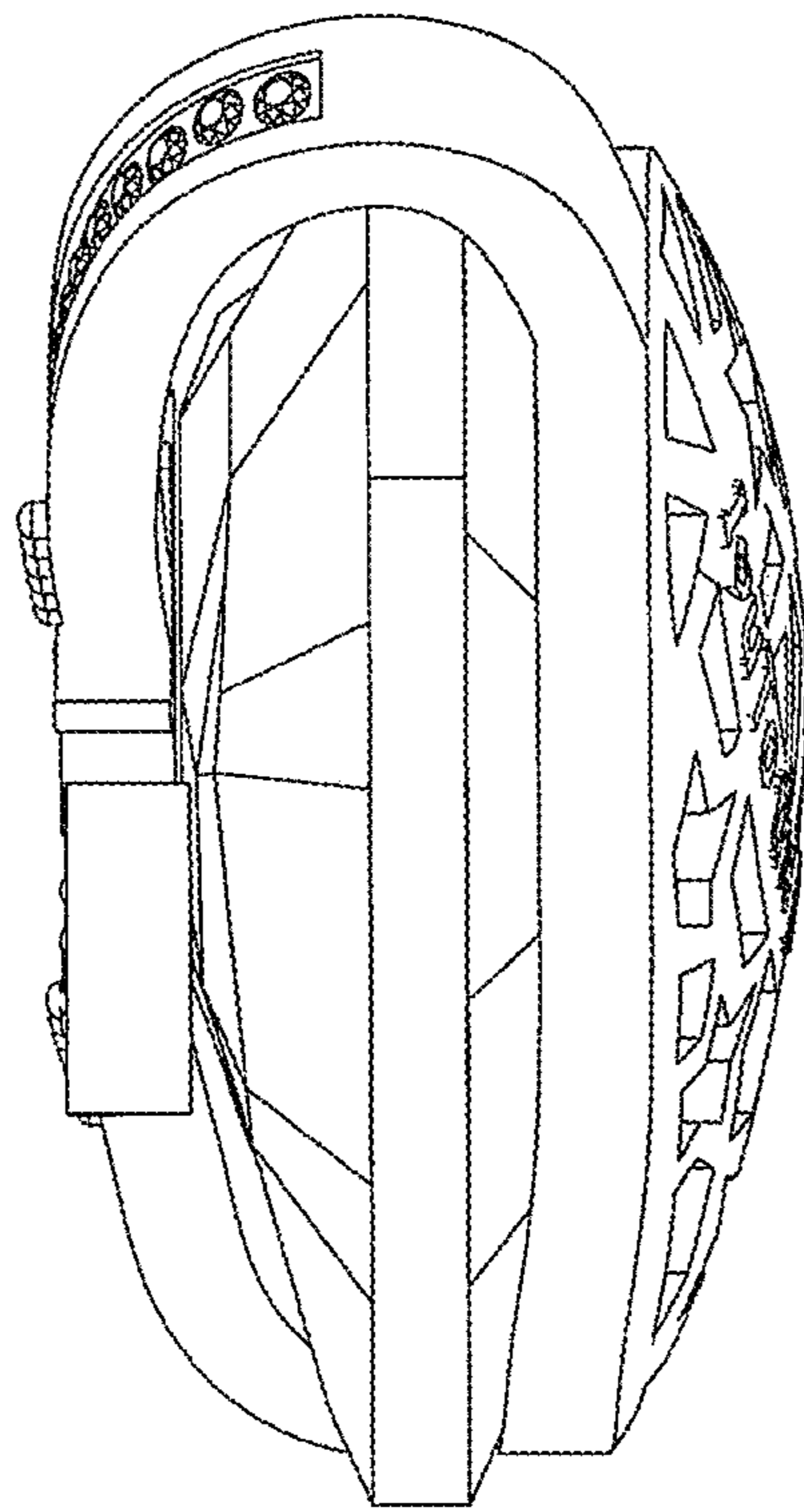


FIG. 3




FIG. 4

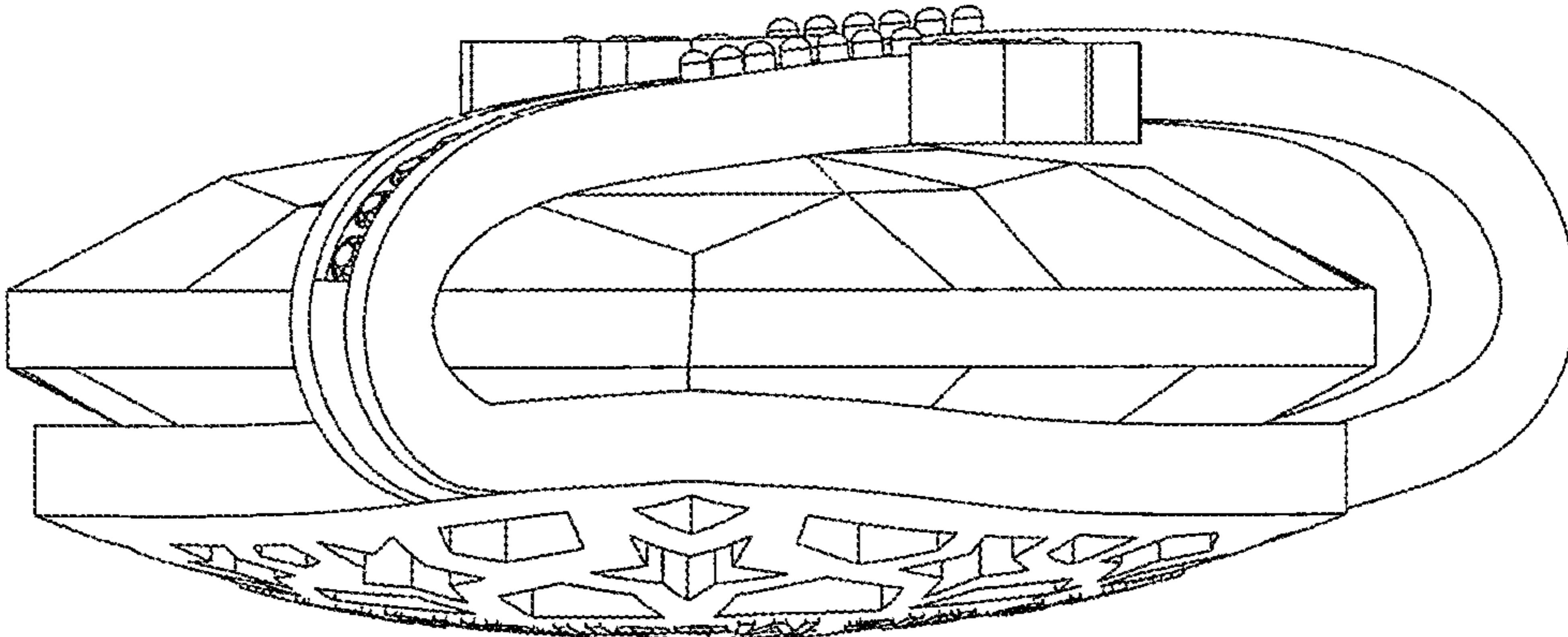


FIG. 5




FIG. 6