



US00D813067S

(12) **United States Design Patent** (10) **Patent No.:** **US D813,067 S**
Holland et al. (45) **Date of Patent:** **** Mar. 20, 2018**

(54) **CONTROL PANEL FOR A BENCH SCALE WEIGHING DEVICE**

(71) Applicants: **Eric J. Holland**, Fairmont, MN (US);
Darren Waplinton, Dudley (GB);
John C. Smith, Brierley Hill (GB);
Cory C. Hainy, Fairmont, MN (US)

(72) Inventors: **Eric J. Holland**, Fairmont, MN (US);
Darren Waplinton, Dudley (GB);
John C. Smith, Brierley Hill (GB);
Cory C. Hainy, Fairmont, MN (US);
Michael D Oletzke, Fairmont, MN (US)

(73) Assignee: **ILLINOIS TOOL WORKS INC.**,
Glenview, IL (US)

(**) Term: **15 Years**

(21) Appl. No.: **29/559,221**

(22) Filed: **Mar. 25, 2016**

(51) **LOC (11) Cl.** **10-04**

(52) **U.S. Cl.**
USPC **D10/94**

(58) **Field of Classification Search**
USPC D10/49, 91, 92, 93, 94; D13/162, 162.1,
D13/177; D14/257, 374, 381, 382, 388,
D14/389, 392, 396

(Continued)

(56) **References Cited**

U.S. PATENT DOCUMENTS

D308,346 S *	6/1990	Nakagawa	D10/94
D344,535 S *	2/1994	Caruso	177/25.16
D357,198 S *	4/1995	Gatley	D10/94
D381,960 S *	8/1997	Chandler	D10/49
D431,482 S *	10/2000	Marmier	D10/94
6,360,124 B1 *	3/2002	Iwabuchi	A61B 5/0537 600/547

(Continued)

OTHER PUBLICATIONS

GSE brochure, Avery Weigh-Tronix. Model 675 User Instructions, Issue A1, Sep. 2010.

Primary Examiner — Antoine Duval Davis

(74) *Attorney, Agent, or Firm* — Husch Blackwell LLP

(57) **CLAIM**

The ornamental design for a control panel for a bench scale weighing device, as shown and described.

DESCRIPTION

The file of this patent contains at least one drawing/photograph executed in color, copies of this patent with color drawing(s)/photograph(s) will be provided by the Office upon request and payment of the necessary fee.

FIG. 1 is a perspective view of a control panel for a bench scale weighing device in accordance with a first embodiment of the design;

FIG. 2 is a front view of the control panel of FIG. 1;

FIG. 3 is a top view of the control panel of FIG. 1 with the bottom view being a mirror image thereof;

FIG. 4 is a left side view of the control panel of FIG. 1 with the right side view being a mirror image thereof;

FIG. 5 is another perspective view of the control panel for bench scale weighing device of FIG. 1;

FIG. 6 is a perspective view of a control panel for bench scale weighing device in accordance with a second embodiment of the design;

FIG. 7 is a front view of the control panel of FIG. 6;

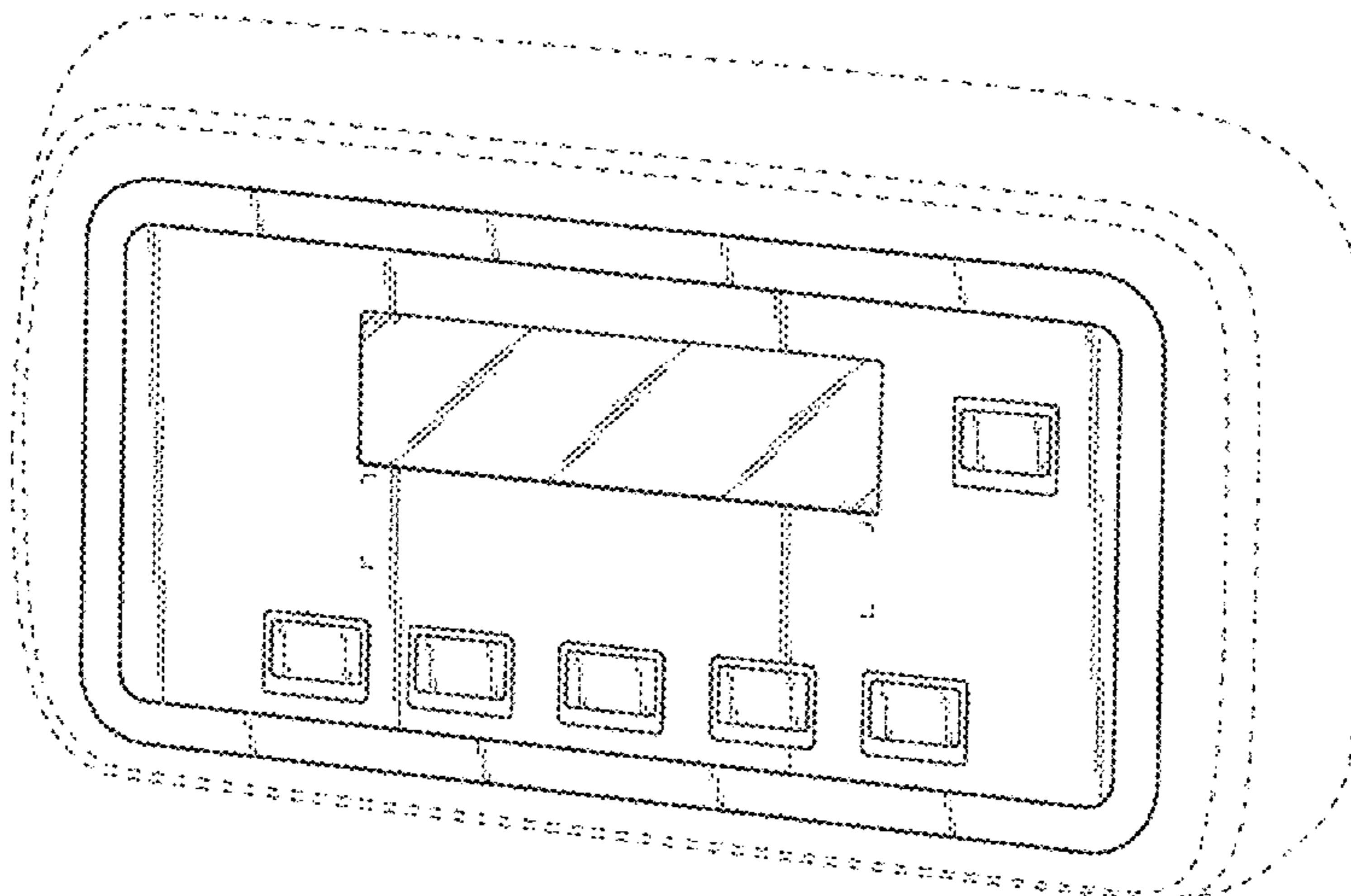
FIG. 8 is a top view of the control panel of FIG. 6 with the bottom view being a mirror image thereof;

FIG. 9 is a left side view of the control panel of FIG. 6 with the right side view being a mirror image thereof; and,

FIG. 10 is another perspective view of the control panel for bench scale weighing device of FIG. 6.

The broken lines in the drawings represent unclaimed environmental subject matter and form no part of the claim.

1 Claim, 6 Drawing Sheets
(3 of 6 Drawing Sheet(s) Filed in Color)



- (58) **Field of Classification Search**
CPC G01G 21/28; G01G 21/283; G01G 23/37
See application file for complete search history.

(56) **References Cited**

U.S. PATENT DOCUMENTS

7,002,084 B2 * 2/2006 Cox H05K 5/06
174/50.5
D582,308 S * 12/2008 Kajita D10/94
7,710,714 B2 * 5/2010 Rapp G01G 21/283
177/182
7,795,549 B2 * 9/2010 Hansen G01G 21/283
174/520
D642,081 S * 7/2011 Kashimoto D10/49
D648,641 S * 11/2011 Wallaert D10/49
D648,642 S * 11/2011 Wallaert D10/49
D649,073 S * 11/2011 Baskinger D10/49
D649,484 S * 11/2011 Domel D10/94
8,716,612 B2 * 5/2014 Schon G01G 21/28
174/559
9,612,151 B2 * 4/2017 Tachibana G01G 23/02
9,752,922 B2 * 9/2017 Monnier G01G 19/4144
9,752,923 B2 * 9/2017 Izumo G01G 23/42
D799,997 S * 10/2017 Jacoby D10/50

* cited by examiner

Fig. 1

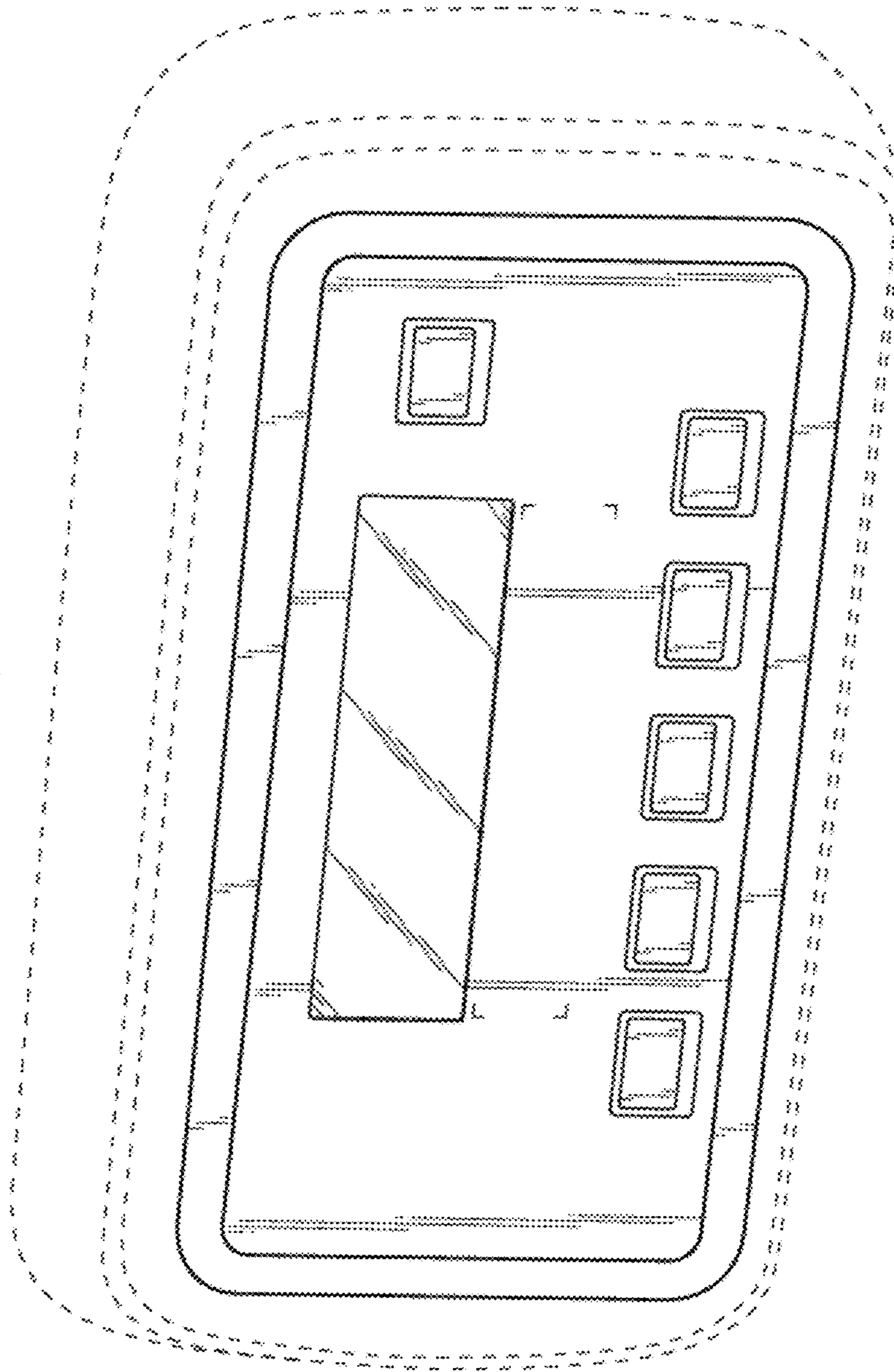


Fig. 4

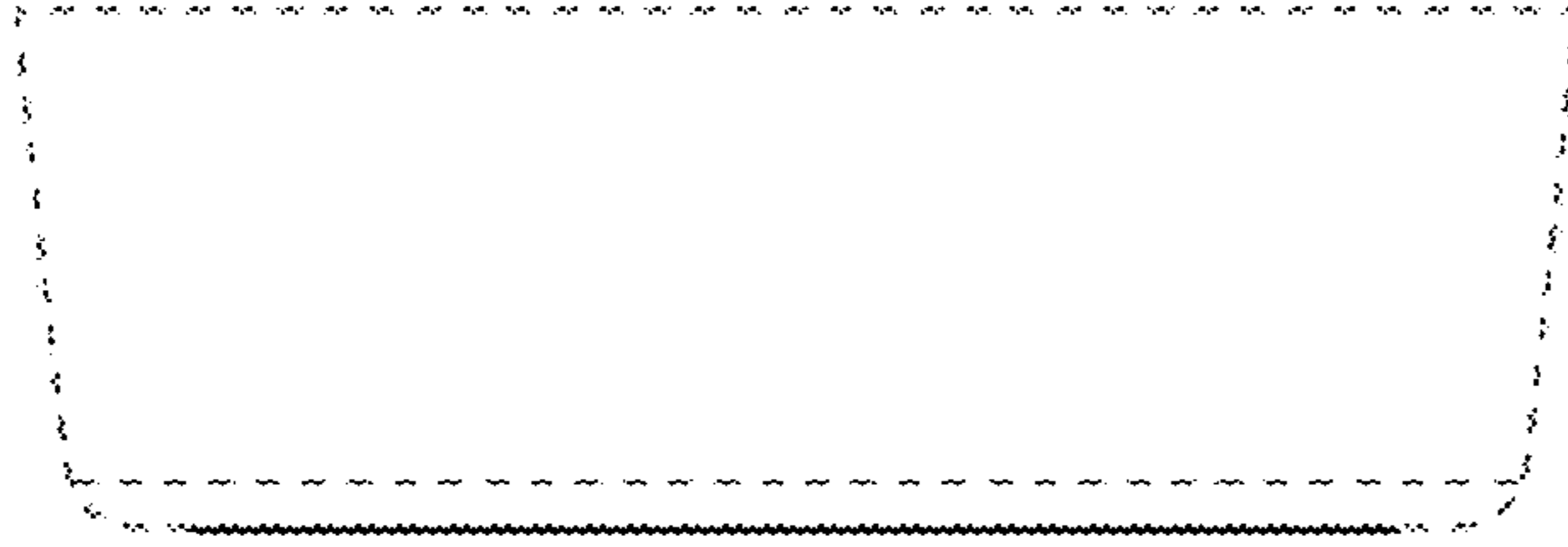


Fig. 2

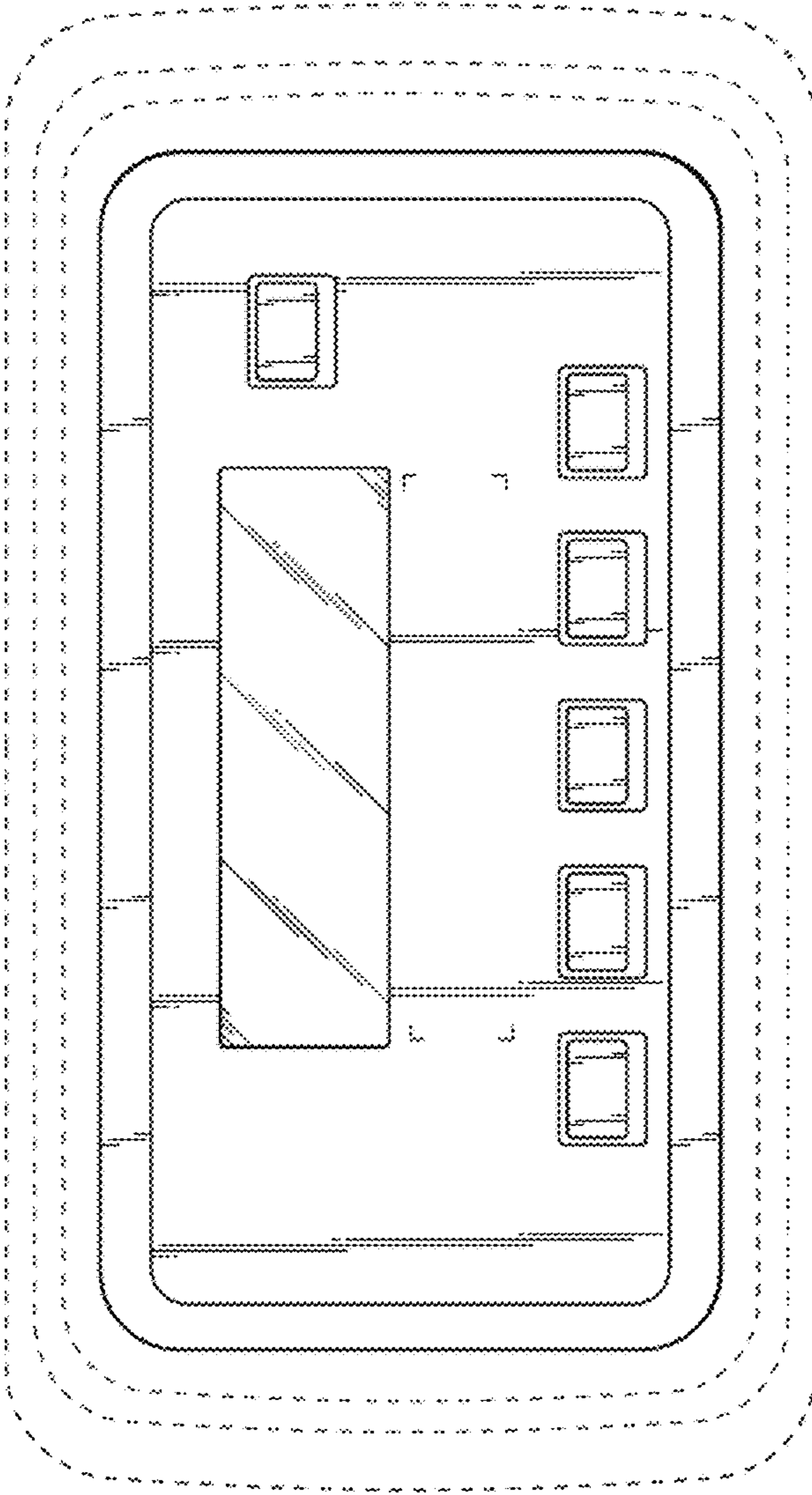


Fig. 3




Fig. 5

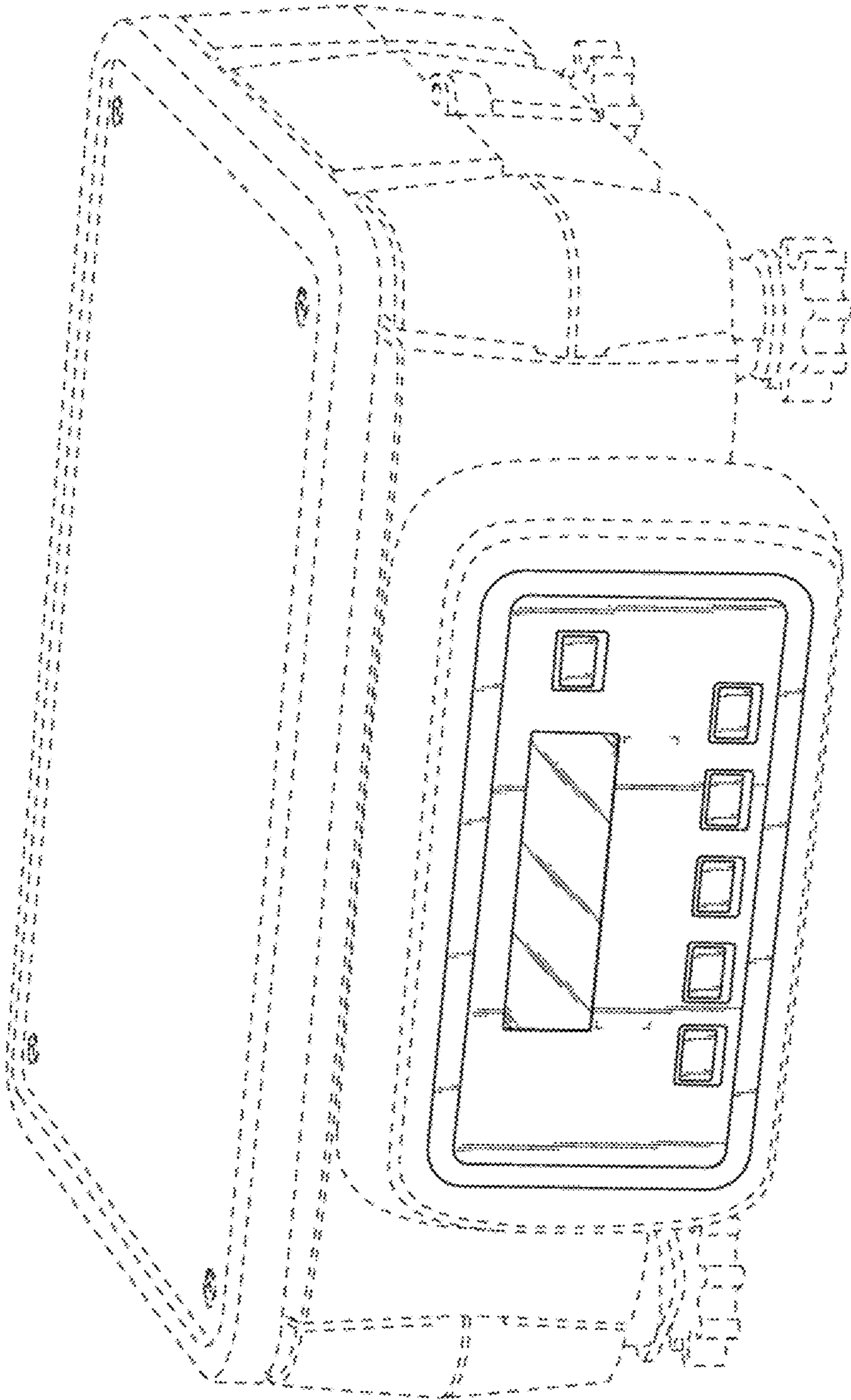


Fig. 6

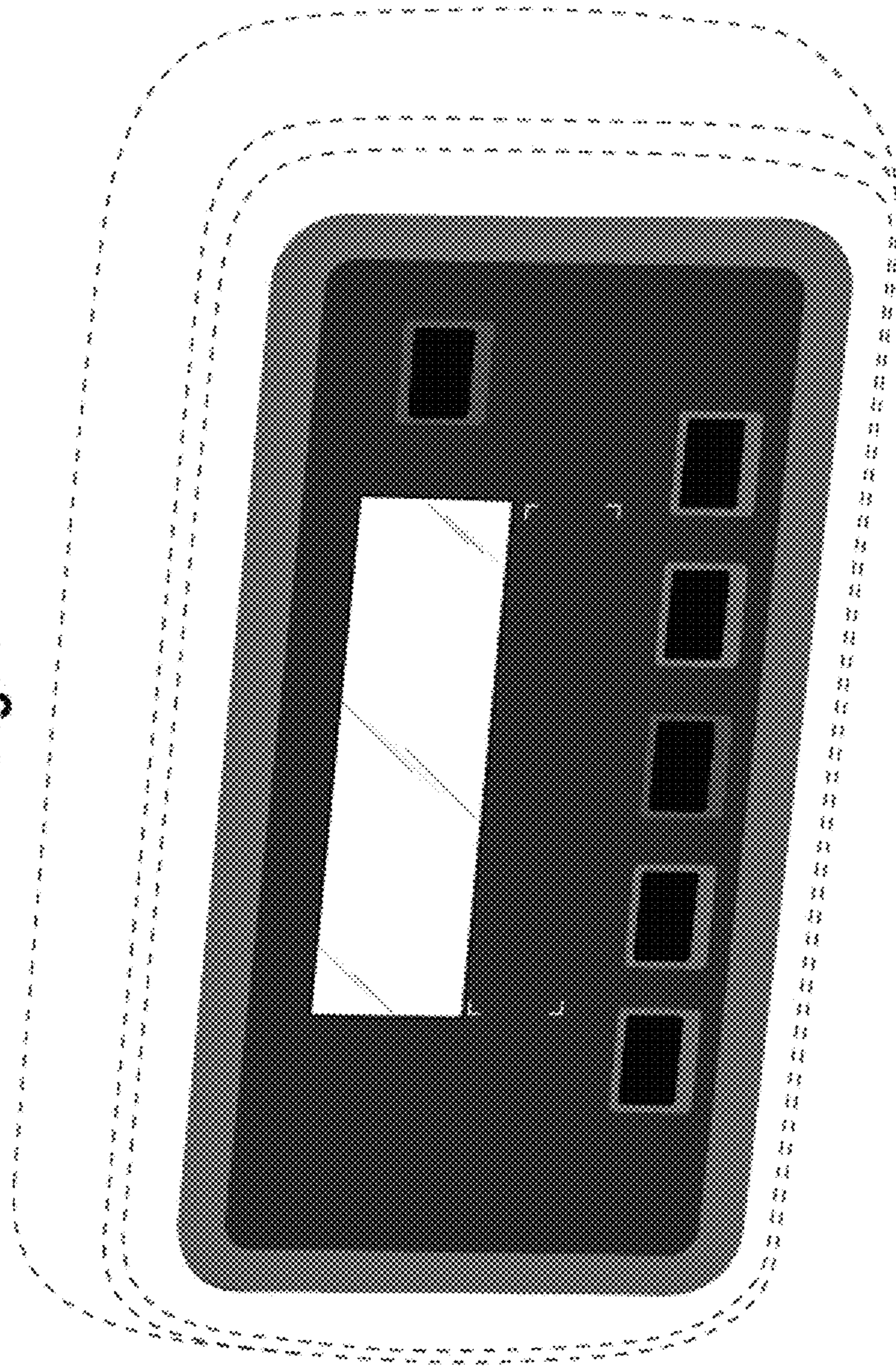


Fig. 9




Fig. 7

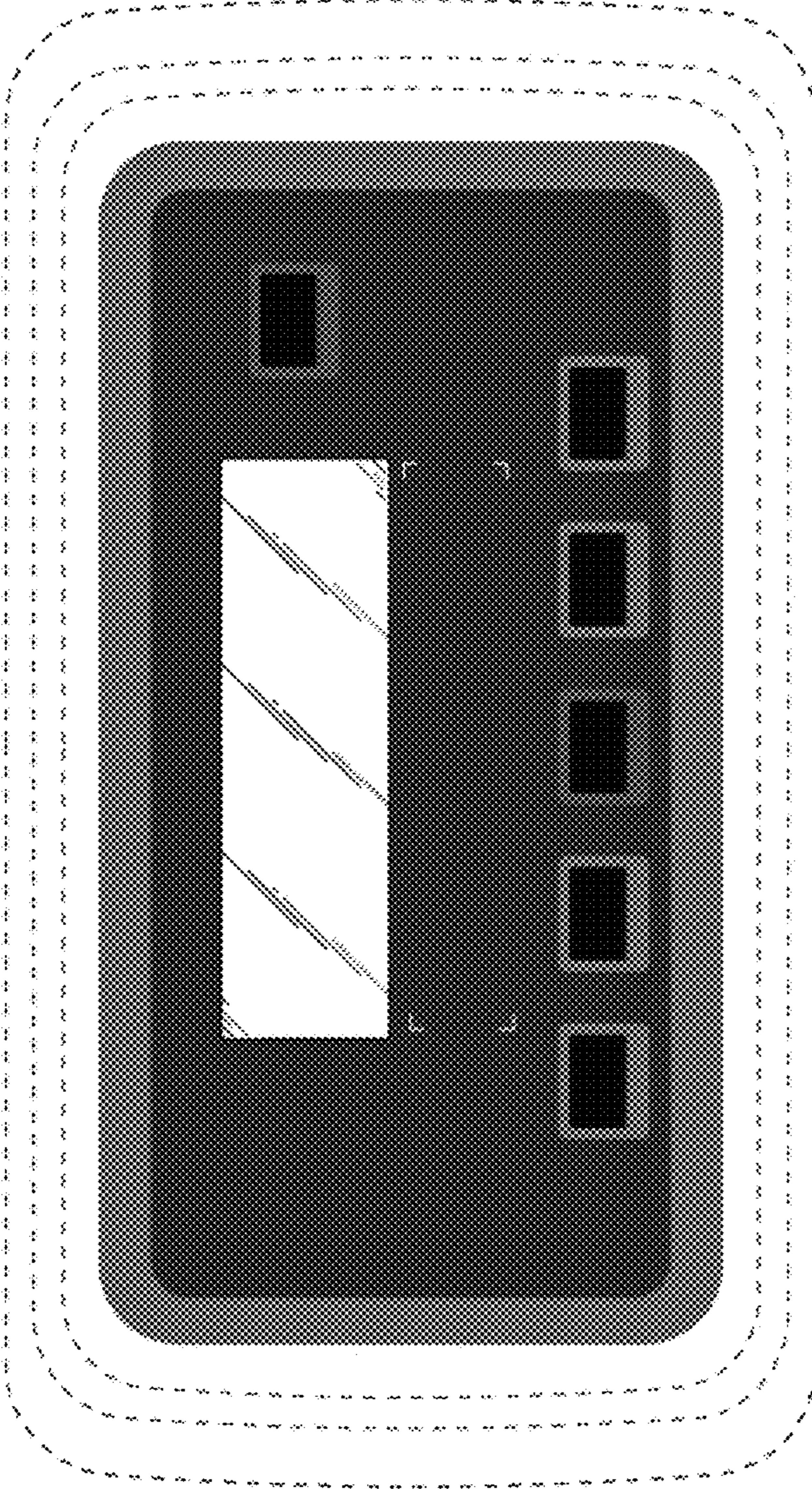


Fig. 8




Fig. 10

