



US00D813063S

(12) **United States Design Patent** (10) **Patent No.:** **US D813,063 S**  
**He** (45) **Date of Patent:** **\*\* Mar. 20, 2018**

(54) **HAND HELD LASER RANGE FINDER**  
(71) Applicant: **DONGGUAN SNDWAY ELECTRONIC CO., LTD.**, Dongguan, Guangdong (CN)  
(72) Inventor: **Gang He**, Guangdong (CN)  
(73) Assignee: **DONGGUAN SNDWAY ELECTRONIC CO., LTD.**, Dongguan, Guangdong (CN)  
(\*\*) Term: **15 Years**

(21) Appl. No.: **29/548,602**  
(22) Filed: **Dec. 15, 2015**  
(51) **LOC (11) Cl.** ..... **10-04**  
(52) **U.S. Cl.**  
USPC ..... **D10/70; D10/78**  
(58) **Field of Classification Search**  
USPC ..... **D10/70, 78**  
CPC ... **G01C 3/00; G01C 3/02; G01C 3/04; G01C 3/06; G01C 3/08; G01C 3/085; G01C 3/10; G01C 3/12; G01C 3/16; G01C 3/14; G01C 3/18; G01C 3/20; G01C 3/22; G01C 3/24; G01C 3/26; G01C 3/28; G01C 3/30; G01C 3/32; G01S 7/4813**

See application file for complete search history.

(56) **References Cited**  
U.S. PATENT DOCUMENTS  
D594,359 S \* 6/2009 Aglassinger ..... D10/70  
D607,353 S \* 1/2010 Hackenberg ..... D10/70  
7,978,314 B2 \* 7/2011 Henschel ..... G01C 3/02  
356/4.01  
D692,329 S \* 10/2013 Burkandt ..... D10/70

\* cited by examiner  
*Primary Examiner* — Antoine Duval Davis

(57) **CLAIM**  
The ornamental design for a hand held laser range finder, as shown and described.

**DESCRIPTION**  
FIG. 1 is a perspective view of a hand held laser range finder, showing my new design.  
FIG. 2 is a front elevational view thereof.  
FIG. 3 is a rear elevational view thereof.  
FIG. 4 is a left side elevational view thereof.  
FIG. 5 is a right side elevational view thereof.  
FIG. 6 is a top plan view thereof; and,  
FIG. 7 is a bottom plan view thereof.  
The broken lines depict portions of the hand held laser range finder in which the design is embodied that form no part of claimed design.

**1 Claim, 7 Drawing Sheets**

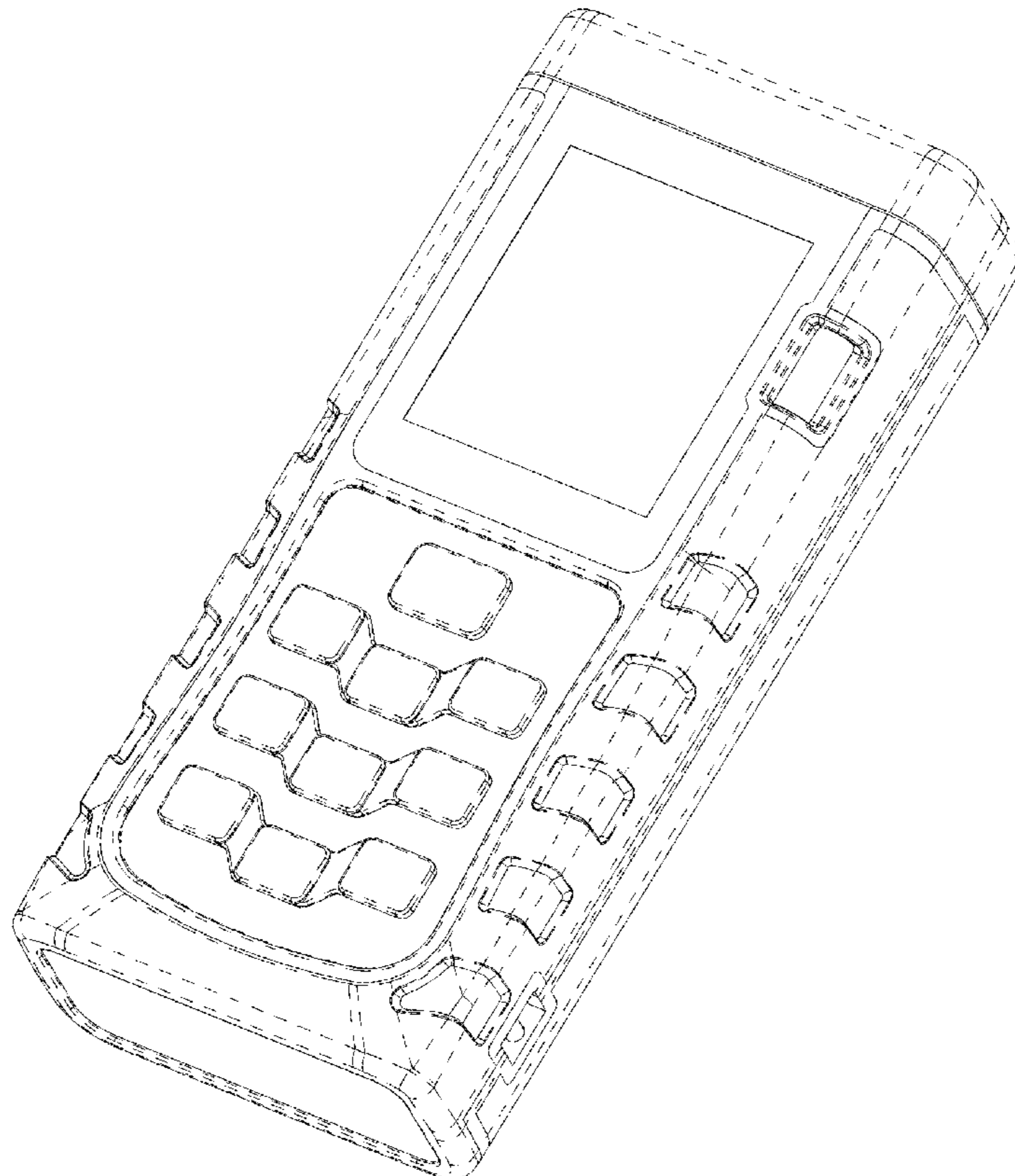




Fig. 1

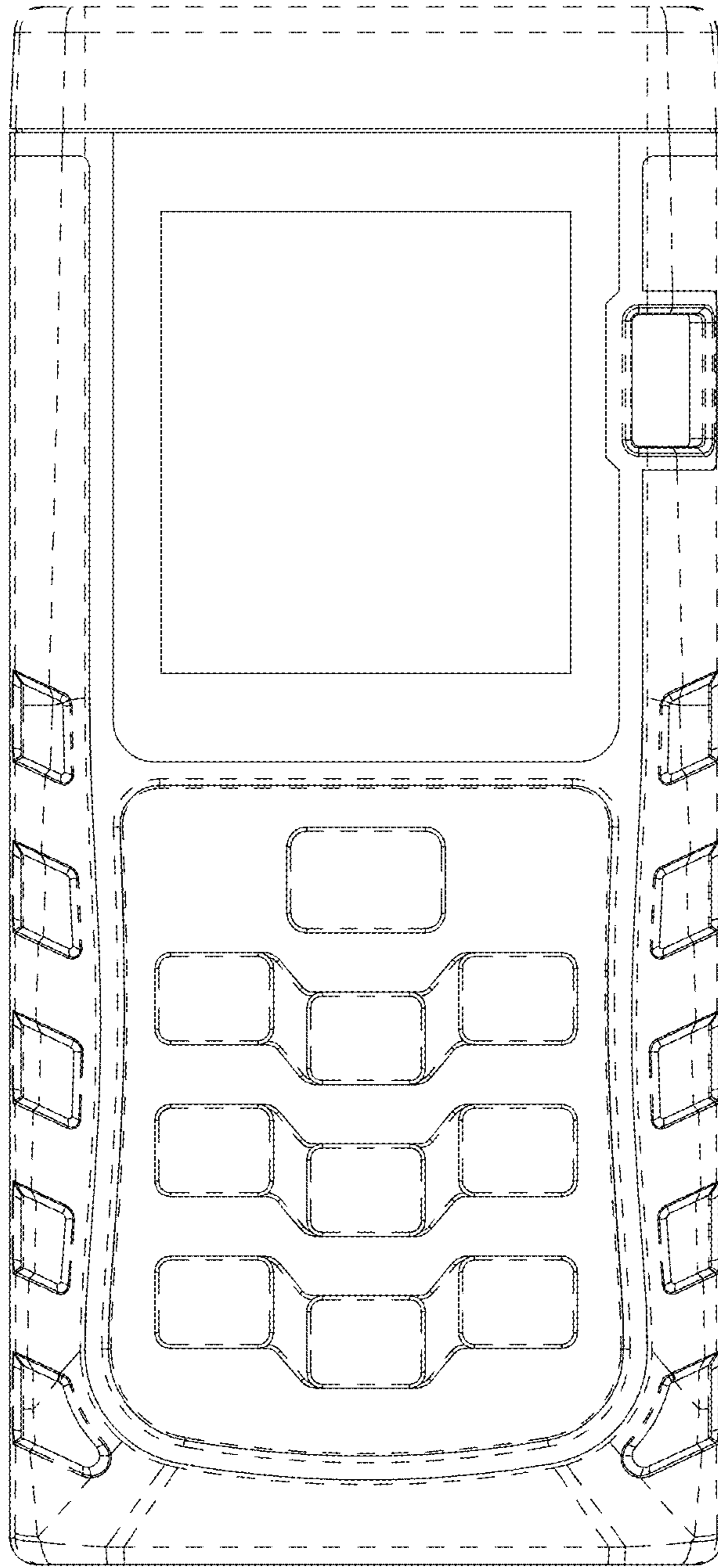


Fig. 2

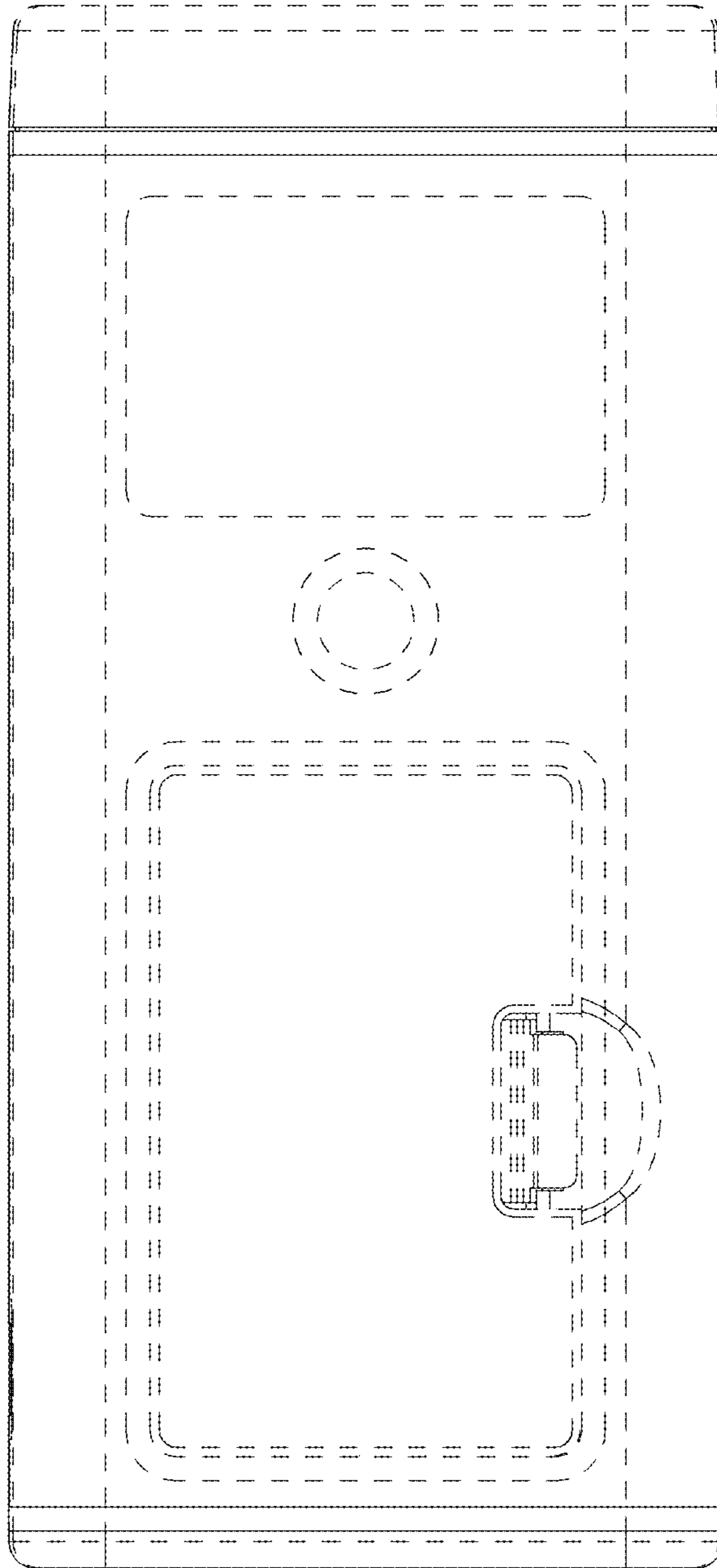


Fig. 3

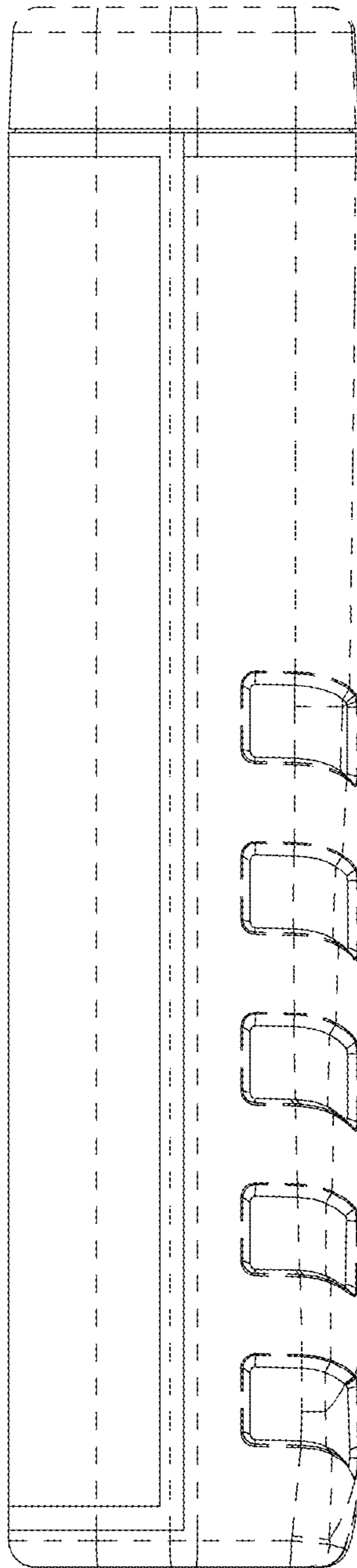


Fig. 4

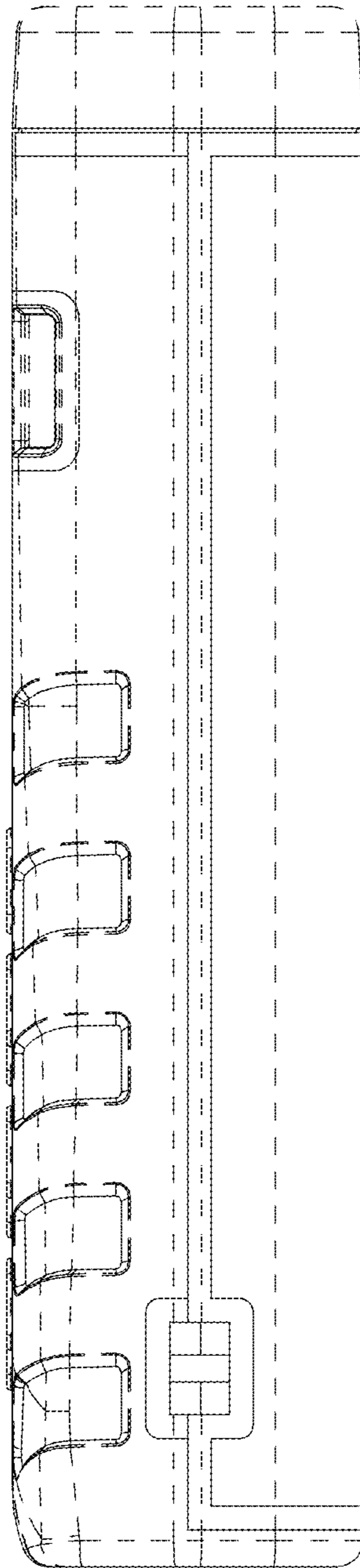


Fig. 5

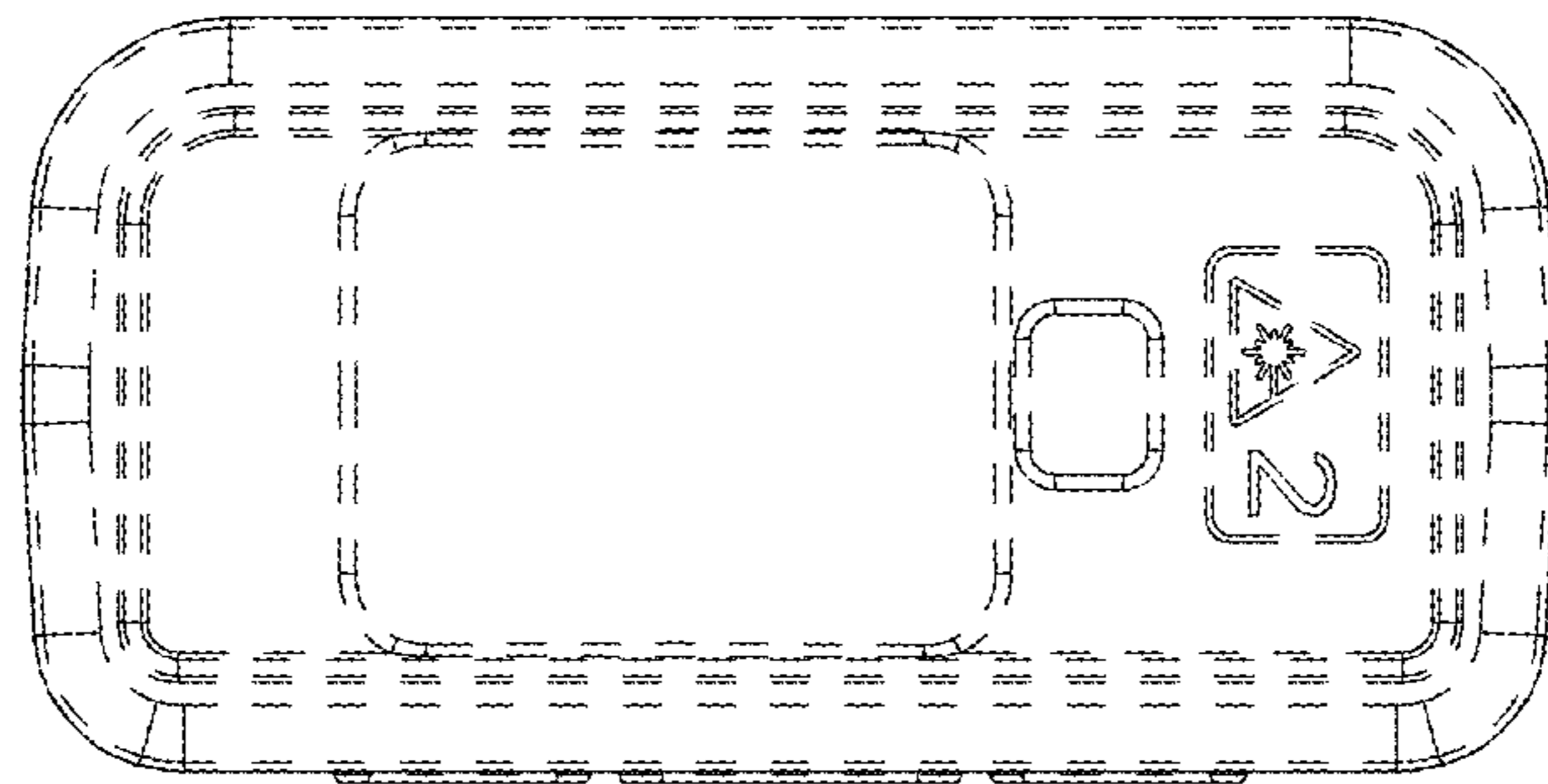


Fig. 6




Fig. 7