



US00D813039S

(12) **United States Design Patent**  
**Lauret**

(10) **Patent No.:** **US D813,039 S**  
(45) **Date of Patent:** **\*\* Mar. 20, 2018**

- (54) **BOTTLE**
- (71) Applicant: **Saverglass**, Feuquieres (FR)
- (72) Inventor: **Richard Lauret**, Viennes-en-Arthies (FR)
- (73) Assignee: **Saverglass**, Feuquieres (FR)
- (\*\*) Term: **15 Years**
- (21) Appl. No.: **29/580,444**
- (22) Filed: **Oct. 10, 2016**
- (51) **LOC (11) Cl.** ..... **09-01**
- (52) **U.S. Cl.**  
USPC ..... **D9/500; D9/520**
- (58) **Field of Classification Search**  
USPC ..... D9/500, 503-505, 516, 520, 544-545,  
D9/547, 549, 558, 682, 686, 688,  
D9/690-691, 715, 719; D7/300, 300.1,  
D7/312, 316, 598  
CPC ..... B65D 1/00; B65D 1/02; B65D 1/0223;  
B65D 23/00; B65D 81/00; B65D  
2501/00; B65D 2501/0009  
See application file for complete search history.

- D548,606 S \* 8/2007 Rica ..... D9/544
- D554,516 S \* 11/2007 Rica ..... D9/558
- D618,109 S \* 6/2010 Morita ..... D9/544
- D624,823 S \* 10/2010 Brown ..... D9/544
- D664,440 S \* 7/2012 Gonzalez Rodriguez ..... D9/544
- D709,378 S \* 7/2014 Perez-Cabrera ..... D9/523

\* cited by examiner

*Primary Examiner* — Dana L Meyrow

(74) *Attorney, Agent, or Firm* — Amster, Rothstein & Ebenstein, LLP

(57) **CLAIM**

The ornamental design for a bottle and an alternate embodiment thereof, substantially as shown and described.

**DESCRIPTION**

FIG. 1 is a front elevational view of a bottle showing my new design, the rear, right side, and left side elevational views being substantially identical;  
 FIG. 2 is a top plan view thereof;  
 FIG. 3 is a bottom plan view thereof;  
 FIG. 4 is a perspective view thereof.  
 FIG. 5 is a front elevational view of an alternate embodiment of my new design similar to FIG. 1, the rear, right side, and left side elevational views being substantially identical;  
 FIG. 6 is a top plan view of the alternate embodiment of FIG. 5;  
 FIG. 7 is a bottom plan view of the alternate embodiment of FIG. 5; and,  
 FIG. 8 is a perspective view of the alternate embodiment of FIG. 5.  
 The broken lines are for environmental purposes only and form no part of the claimed design.

**1 Claim, 6 Drawing Sheets**

(56) **References Cited**

U.S. PATENT DOCUMENTS

- D37,336 S \* 2/1905 Meinecke ..... D9/545
- D146,713 S \* 4/1947 Genske ..... D9/505
- D181,301 S \* 10/1957 Loewy ..... D7/300
- D233,584 S \* 11/1974 Salviato ..... 211/74
- D233,982 S \* 12/1974 De Graw ..... D9/500
- D251,382 S \* 3/1979 Reed ..... D23/225
- D258,047 S \* 1/1981 Strand ..... D7/300
- D265,058 S \* 6/1982 Ewry ..... D9/500
- D356,736 S \* 3/1995 Armstrong ..... D9/552

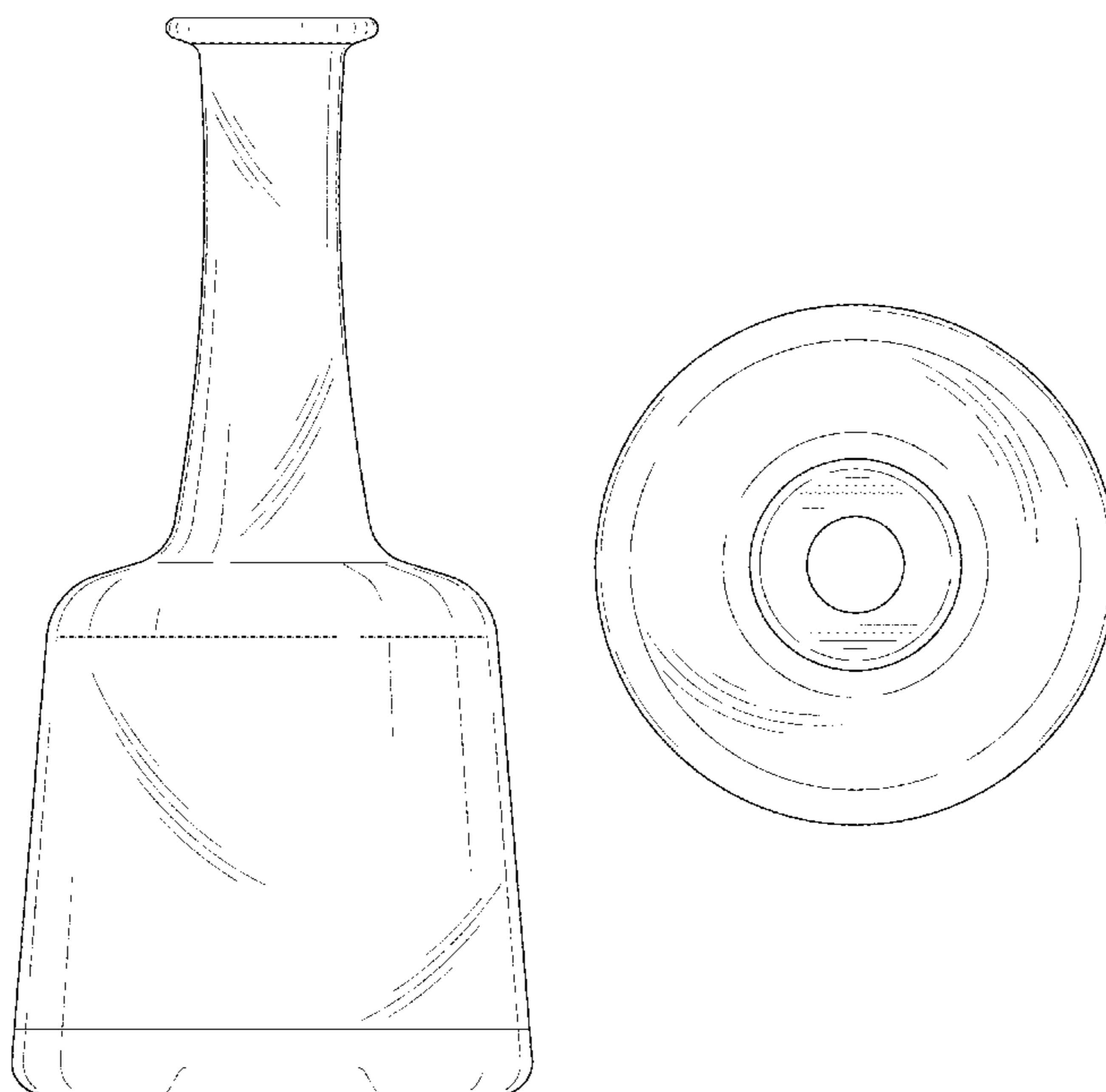




FIG. 1

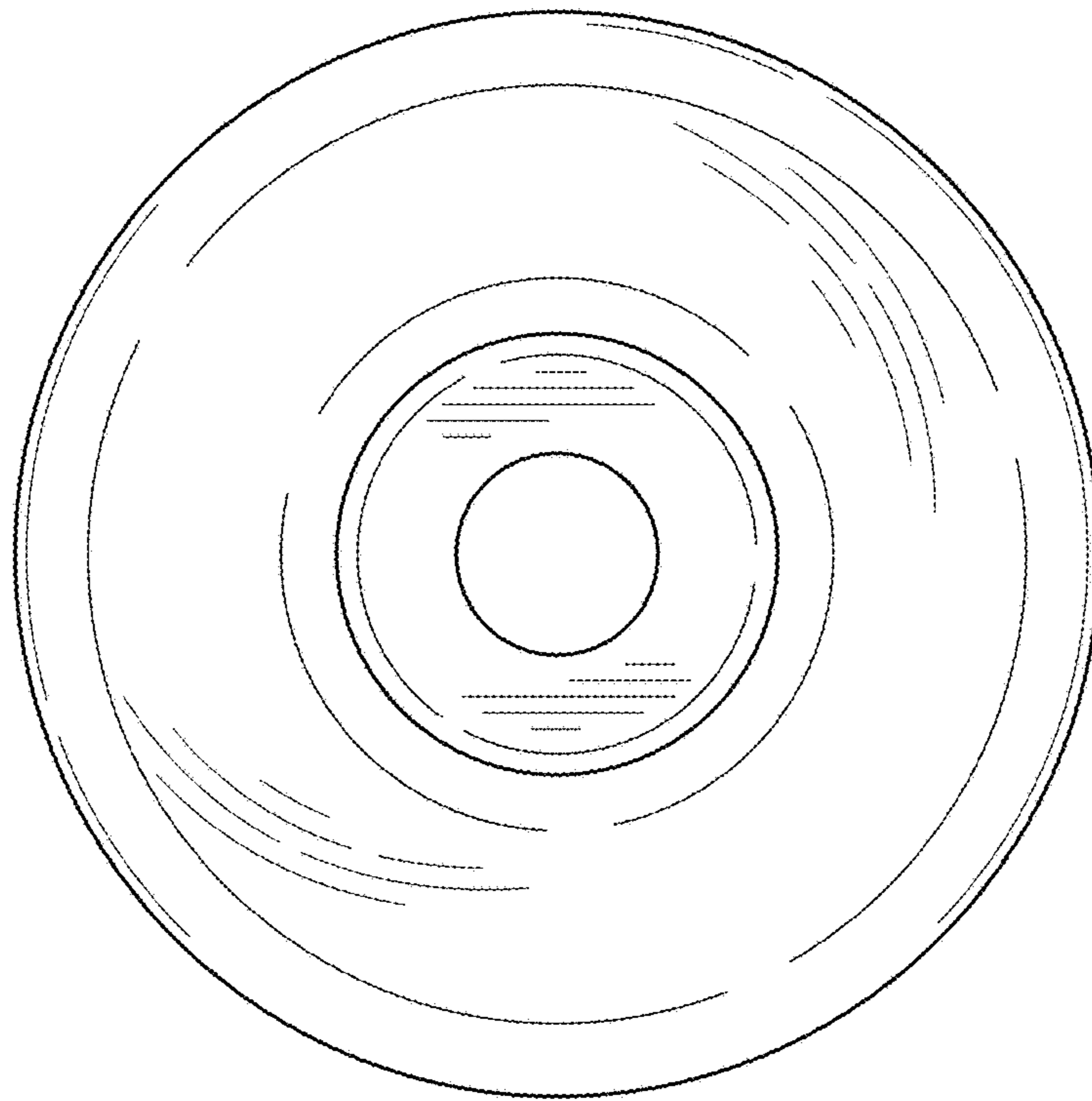


FIG. 2

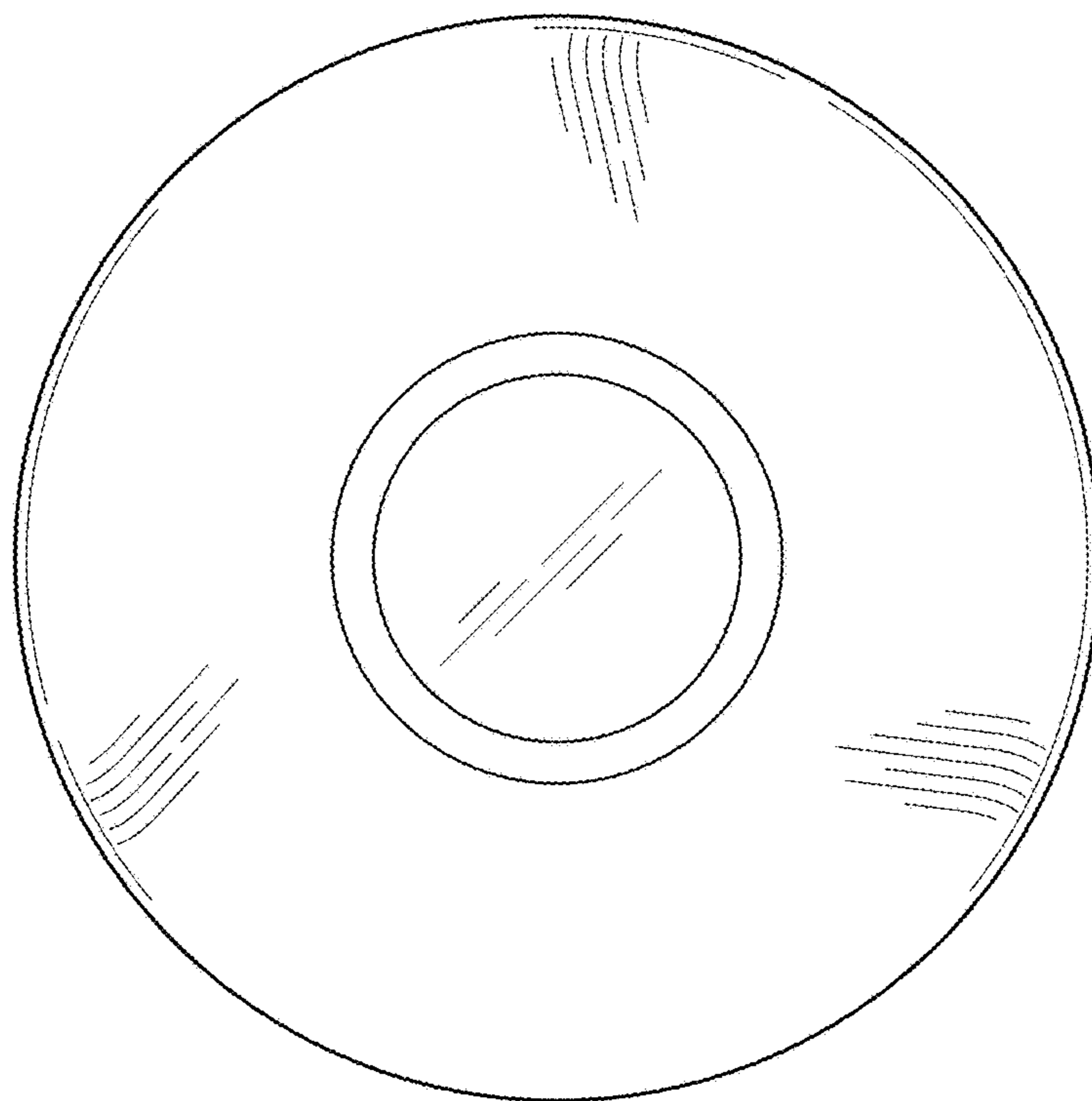


FIG. 3



FIG. 4



FIG. 5



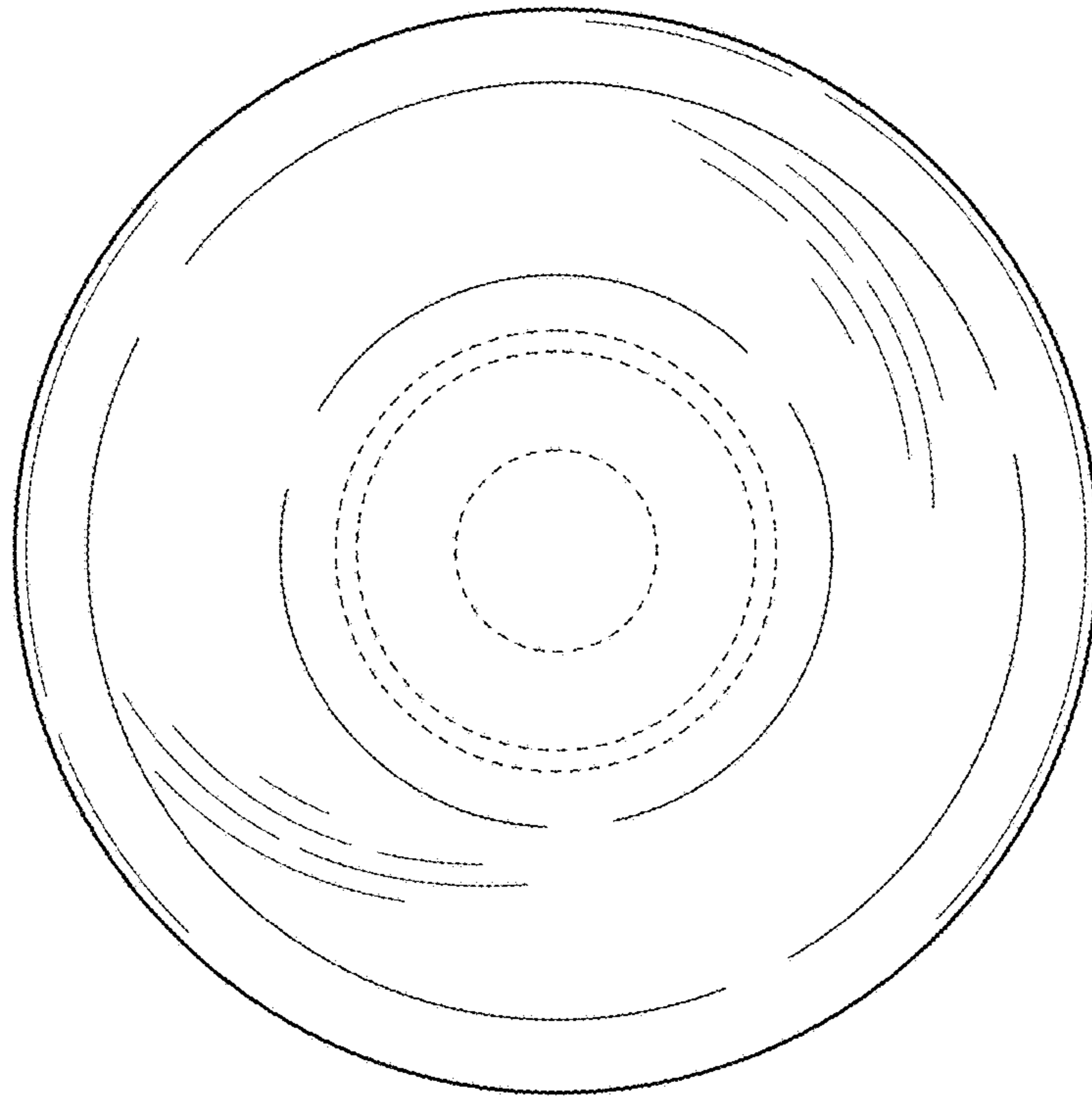


FIG. 6

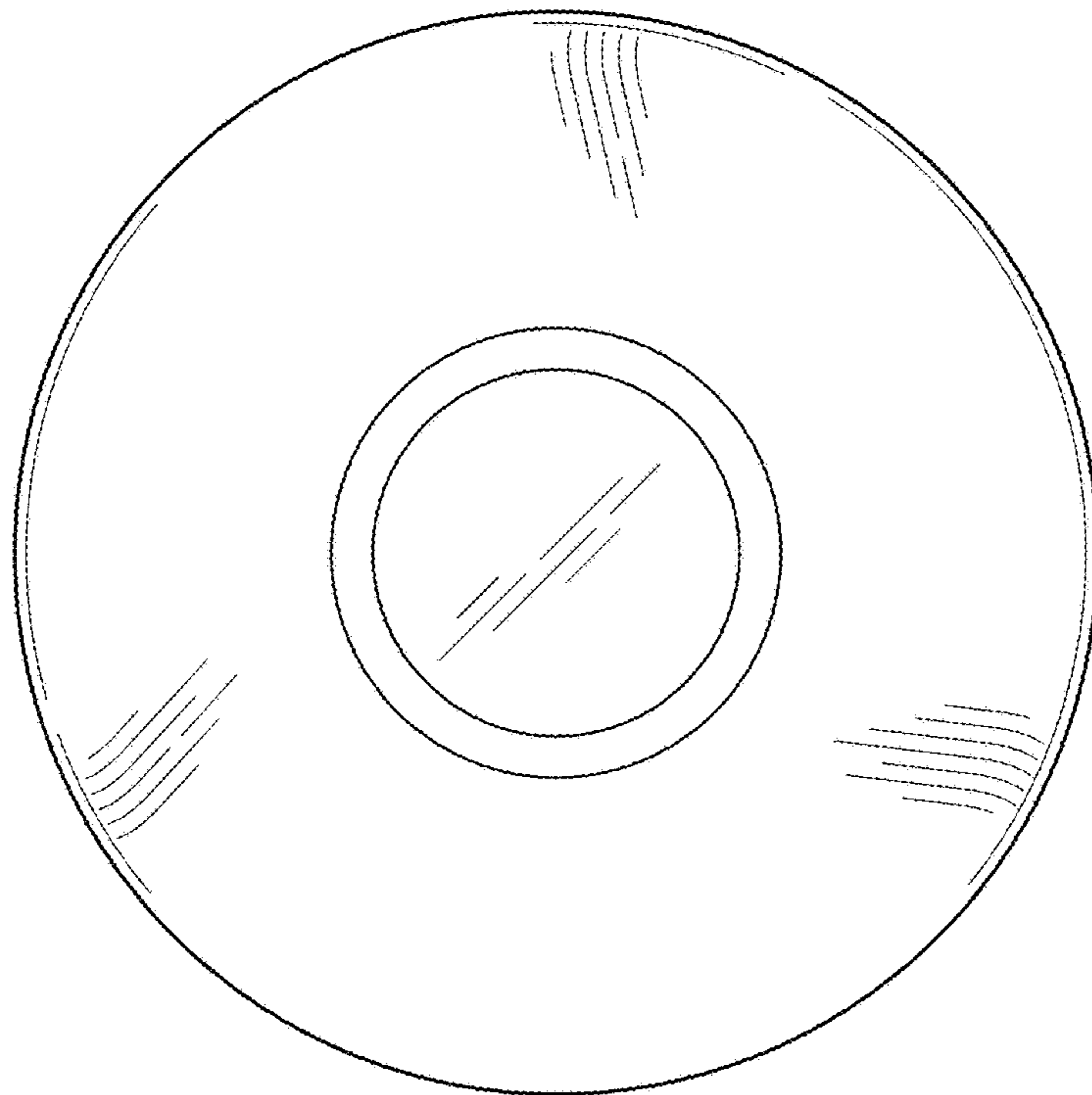


FIG. 7



FIG. 8