



US00D813027S

(12) **United States Design Patent** (10) **Patent No.:** **US D813,027 S**
Wright (45) **Date of Patent:** **** Mar. 20, 2018**

(54) **LUG NUT COVER**
(71) Applicant: **Brandon Wright**, Tulare, CA (US)
(72) Inventor: **Brandon Wright**, Tulare, CA (US)
(**) Term: **15 Years**
(21) Appl. No.: **29/594,667**
(22) Filed: **Feb. 21, 2017**
(51) **LOC (11) Cl.** **08-08**
(52) **U.S. Cl.**
USPC **D8/397**
(58) **Field of Classification Search**
USPC D8/399, 382, 349, 397, 394
CPC F16B 39/24; F16B 31/028; F16B 39/28;
F16B 41/002; E04G 25/065; F01L 9/04;
B25B 13/50
See application file for complete search history.

(56) **References Cited**
U.S. PATENT DOCUMENTS
972,140 A 10/1910 Adam
1,162,467 A * 11/1915 Gibbon et al. F16B 37/14
24/694
1,254,514 A 1/1918 Lehmann
4,659,273 A * 4/1987 Dudley F16B 41/005
411/373
4,786,224 A 11/1988 Wharton
4,890,967 A * 1/1990 Rosenbaum F16B 37/14
411/377
5,048,898 A * 9/1991 Russell B60B 7/00
301/37.374
5,082,409 A 1/1992 Bias
5,163,797 A 11/1992 Patti
D350,524 S 9/1994 Bias
5,380,070 A 1/1995 FitzGerald
5,590,992 A 1/1997 Russell
D379,428 S * 5/1997 Fling D8/399
5,752,795 A 5/1998 D'Adamo
5,810,532 A 9/1998 Huang

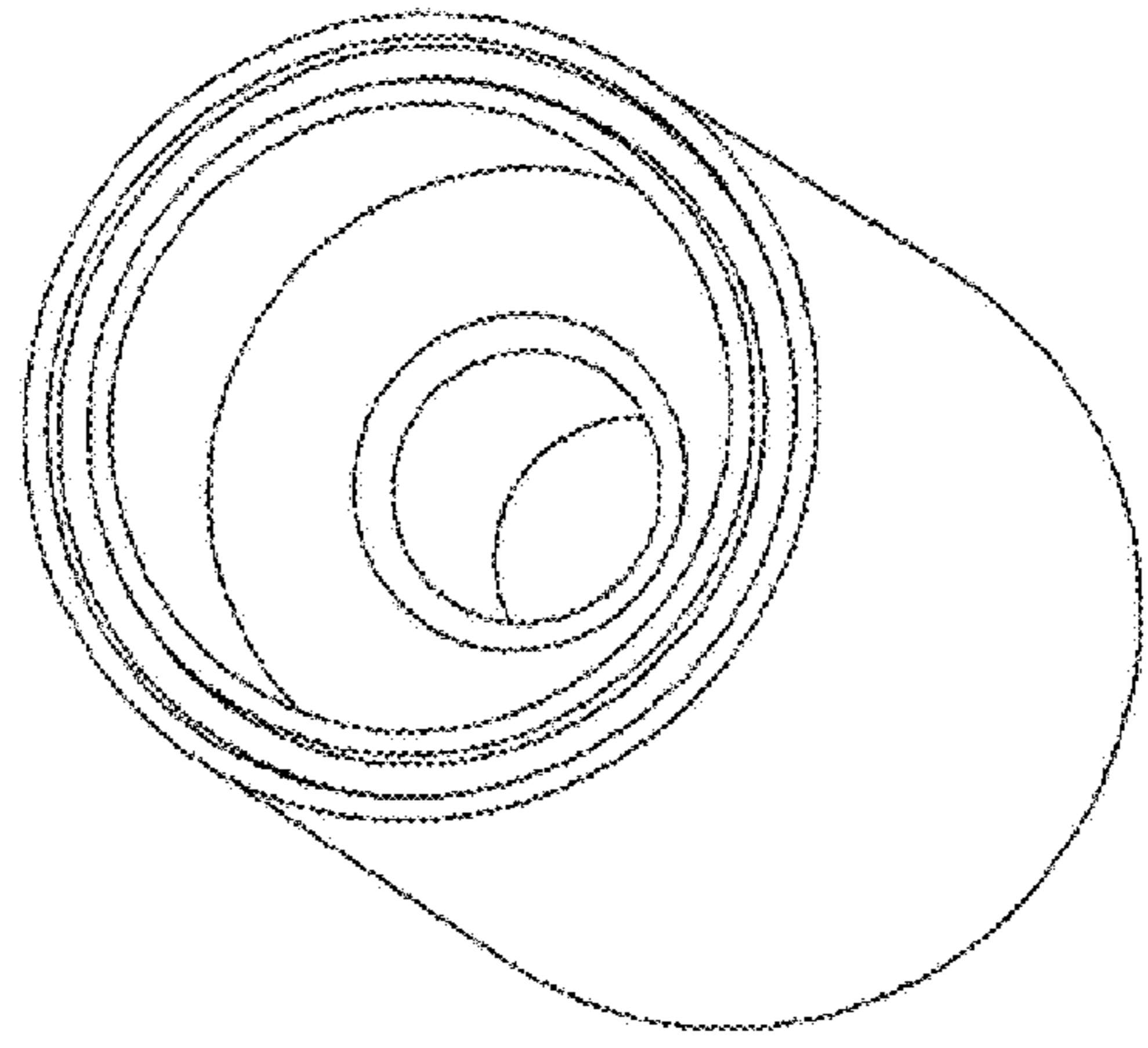
5,857,818 A 1/1999 Bias, Sr.
D412,557 S * 8/1999 Palestrant D23/214
D420,897 S * 2/2000 Fuller D8/397
6,053,681 A * 4/2000 Mattershead F16B 37/14
411/14
6,053,683 A 4/2000 Cabiran
6,135,691 A 10/2000 Nadarajah
D439,213 S * 3/2001 Huang D12/213
6,238,158 B1 * 5/2001 Clements F16B 37/14
411/372.6
6,238,758 B1 5/2001 Lin
(Continued)

Primary Examiner — Cynthia Underwood
(74) *Attorney, Agent, or Firm* — Mark D. Miller

(57) **CLAIM**
I claim the ornamental design for a lug nut cover, as shown and described.

DESCRIPTION
FIG. 1 is a top perspective view of a lug nut cover showing my new design;
FIG. 2 is a bottom perspective view thereof;
FIG. 3 is a front elevational view thereof;
FIG. 4 is a bottom plan view thereof;
FIG. 5 is a rear elevational view thereof;
FIG. 6 is a left side elevational view thereof;
FIG. 7 is a top plan view thereof; and
FIG. 8 is a right side elevational view thereof.
FIG. 9 is a top perspective view of an alternative embodiment of a lug nut cover showing my new design;
FIG. 10 is a bottom perspective view of the embodiment of FIG. 9;
FIG. 11 is a front elevational view thereof;
FIG. 12 is a bottom plan view thereof;
FIG. 13 is a rear elevational view thereof;
FIG. 14 is a left side elevational view thereof;
FIG. 15 is a top plan view thereof; and,
FIG. 16 is a right side elevational view thereof.

1 Claim, 2 Drawing Sheets



(56)

References Cited

U.S. PATENT DOCUMENTS

D445,085	S *	7/2001	Herrera	D12/213
6,273,658	B1	8/2001	Patterson	
D472,867	S *	4/2003	Smartt	D12/213
6,595,597	B2 *	7/2003	Marczynski	F16B 1/0071 116/212
6,695,557	B2	2/2004	Hove et al.	
D566,028	S *	4/2008	Wright	D12/207
7,392,674	B1 *	7/2008	Grote	F16B 37/14 411/910
D577,795	S *	9/2008	Smith	D23/262
D581,777	S	12/2008	Huang	
D606,853	S	12/2009	Shapiro et al.	
D623,049	S *	9/2010	Zeyfang	D8/397
D675,561	S	2/2013	Chou	
8,366,367	B2 *	2/2013	Matlock	F16B 37/14 411/372.6
8,633,391	B2	1/2014	Strong	
D761,630	S *	7/2016	Li	D8/29
D795,398	S *	8/2017	Decaria	D23/260
D805,882	S *	12/2017	Berry	D8/382
2006/0171794	A1 *	8/2006	Ordonio, Jr.	F16B 37/14 411/369
2014/0060260	A1 *	3/2014	Kluhsman, Jr.	B25B 27/0035 81/121.1

* cited by examiner

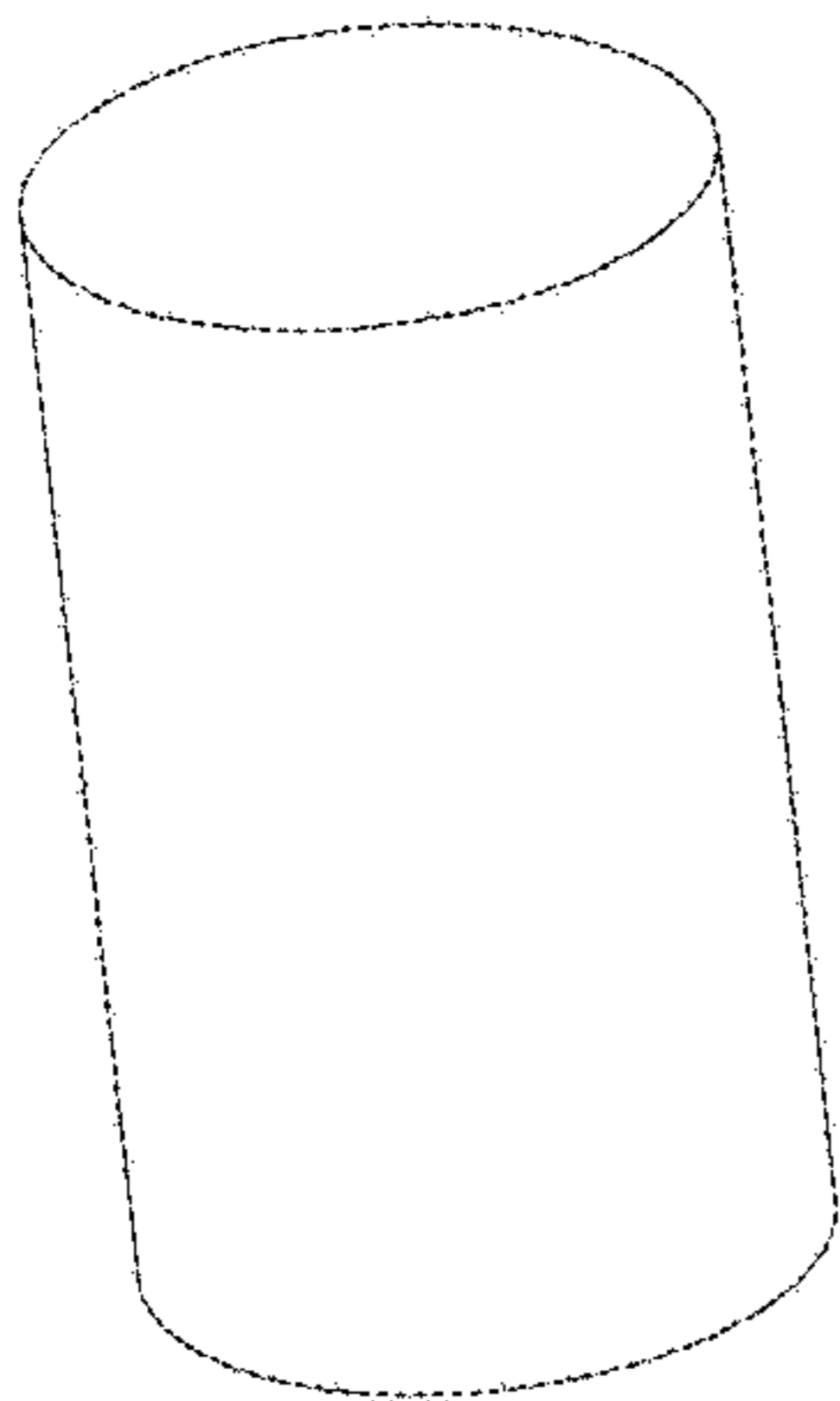


FIG. 1




FIG. 3

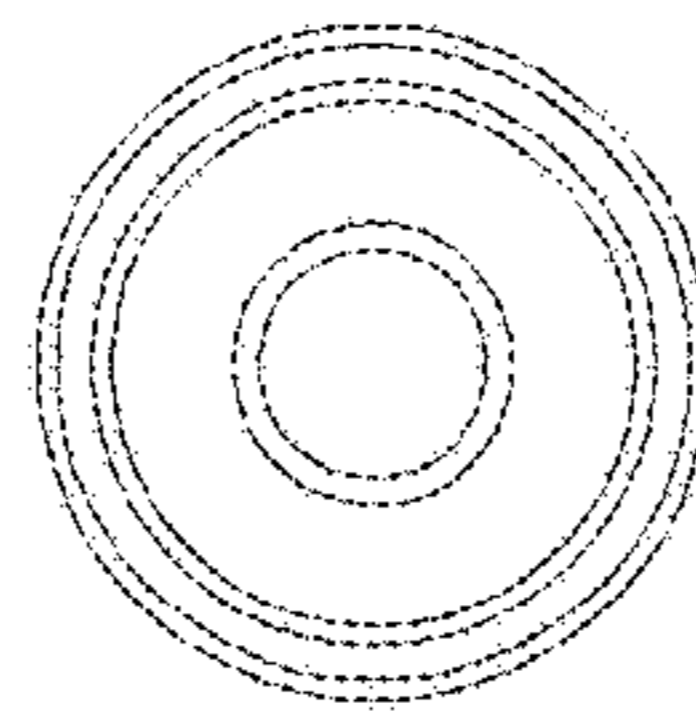


FIG. 4




FIG. 5

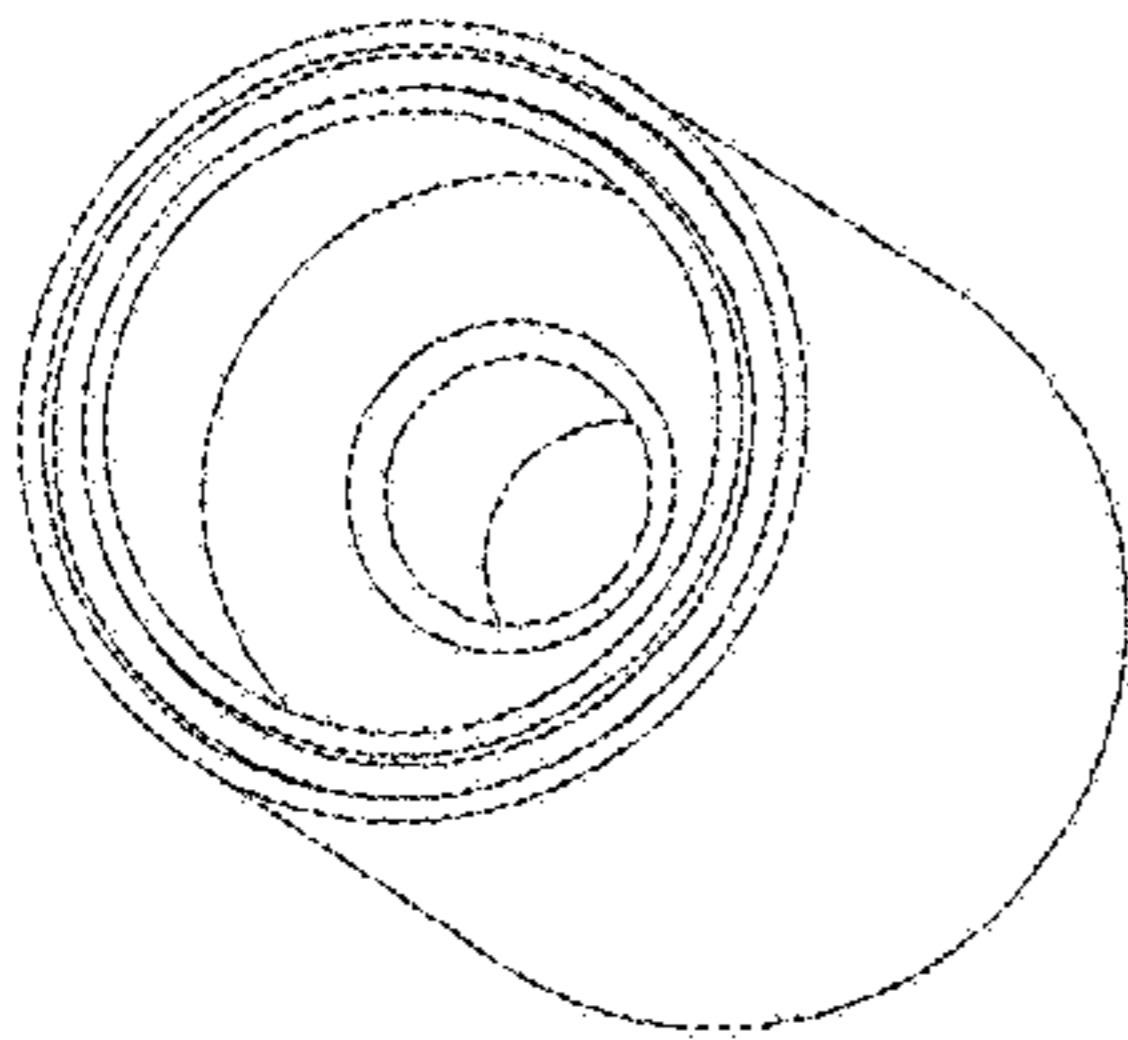


FIG. 2




FIG. 6

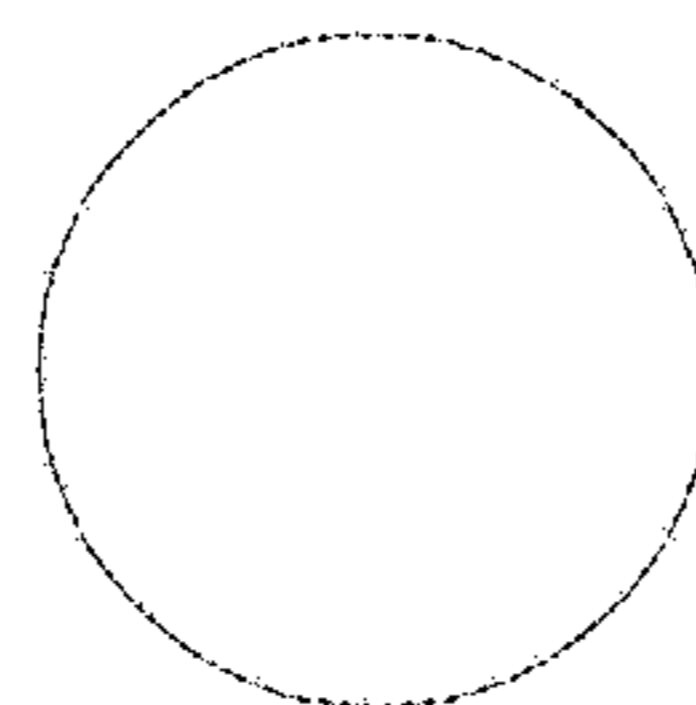


FIG. 7




FIG. 8

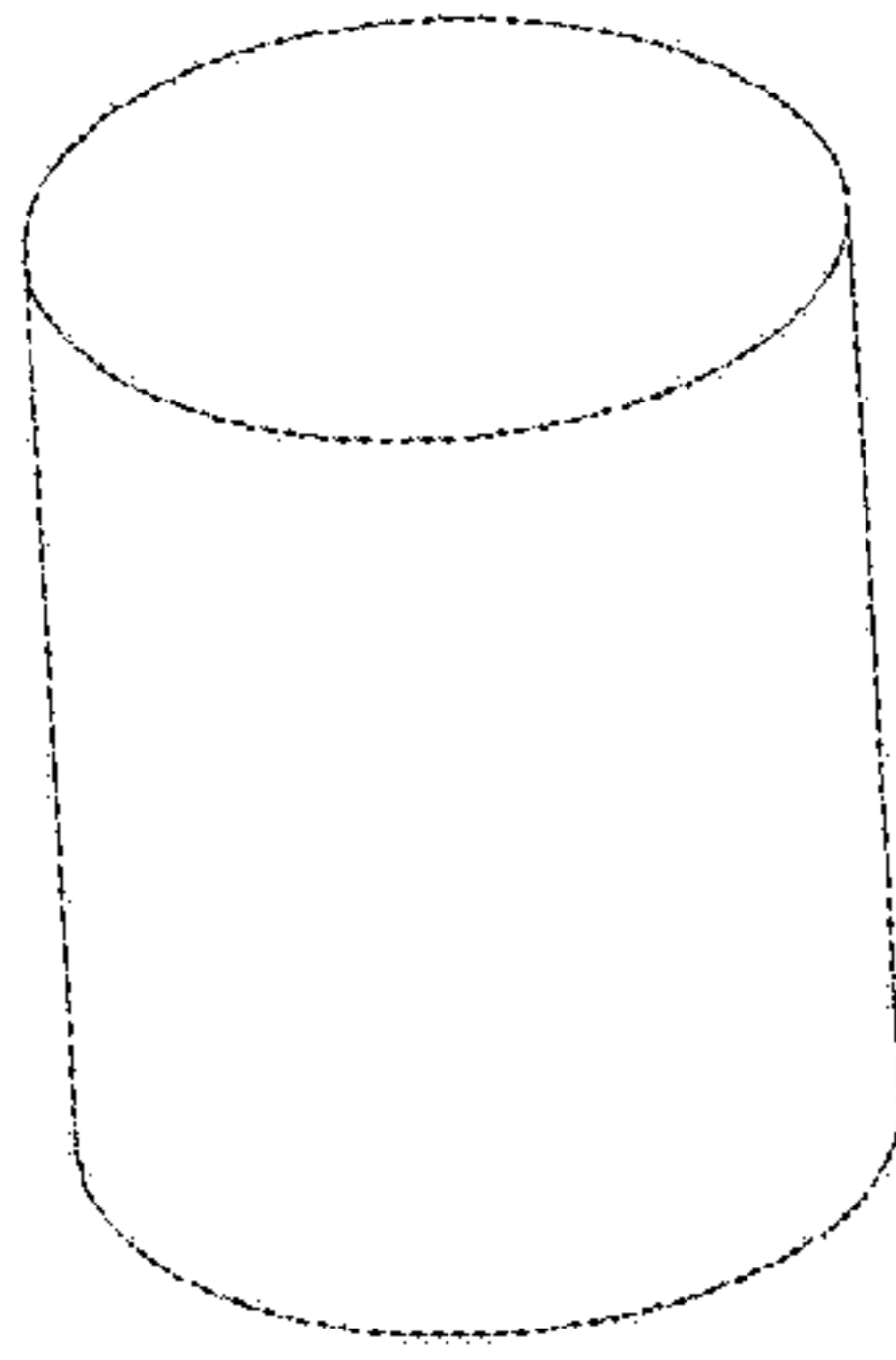


FIG. 9




FIG. 11

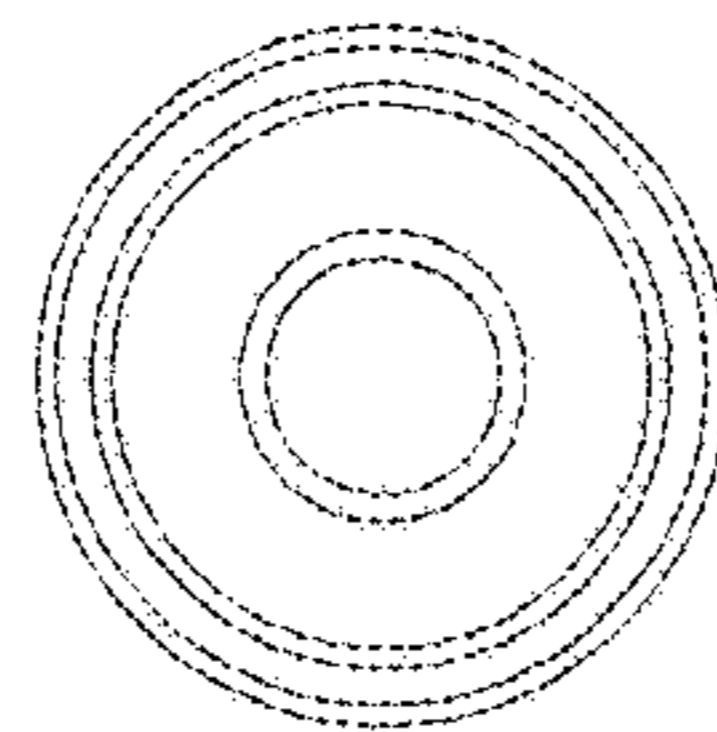


FIG. 12




FIG. 13

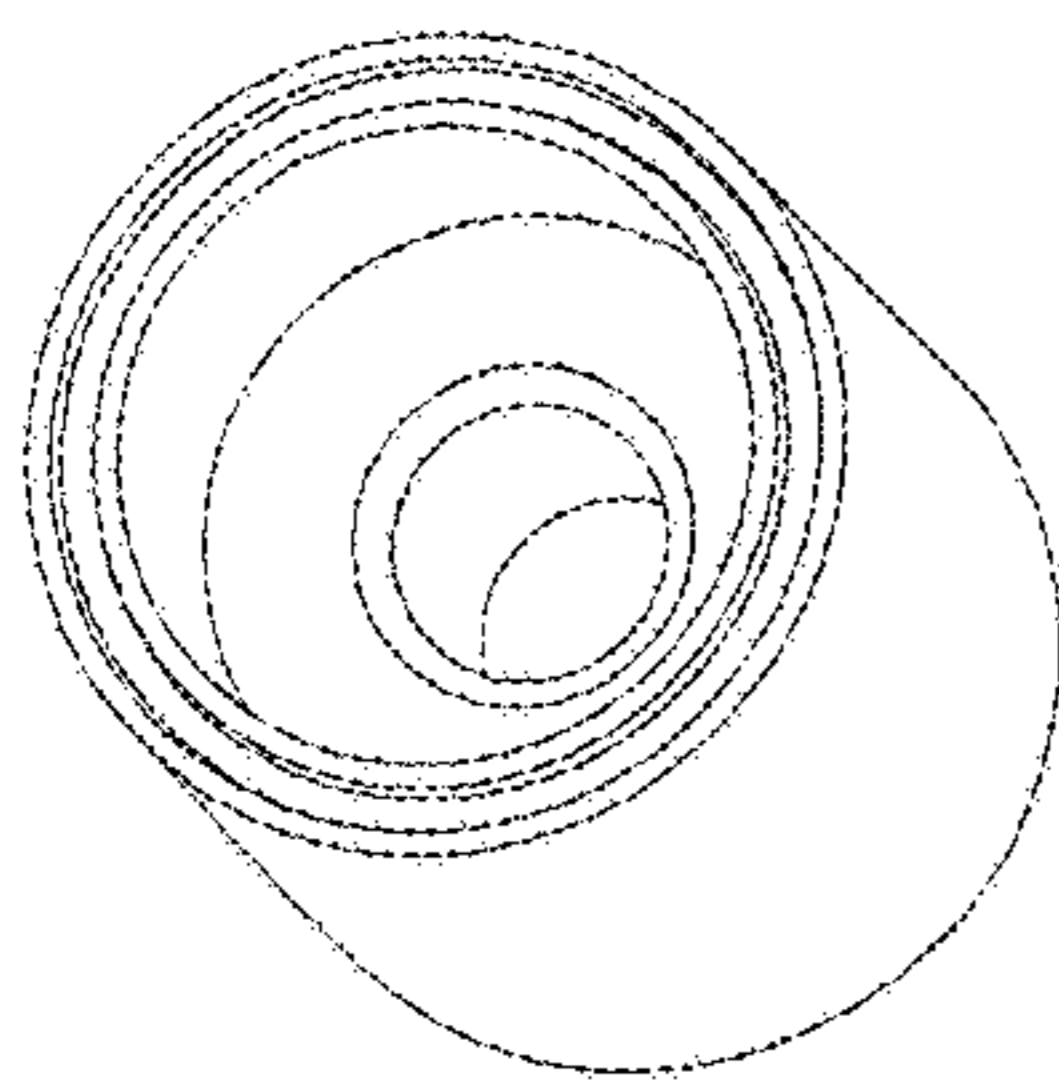


FIG. 10




FIG. 14

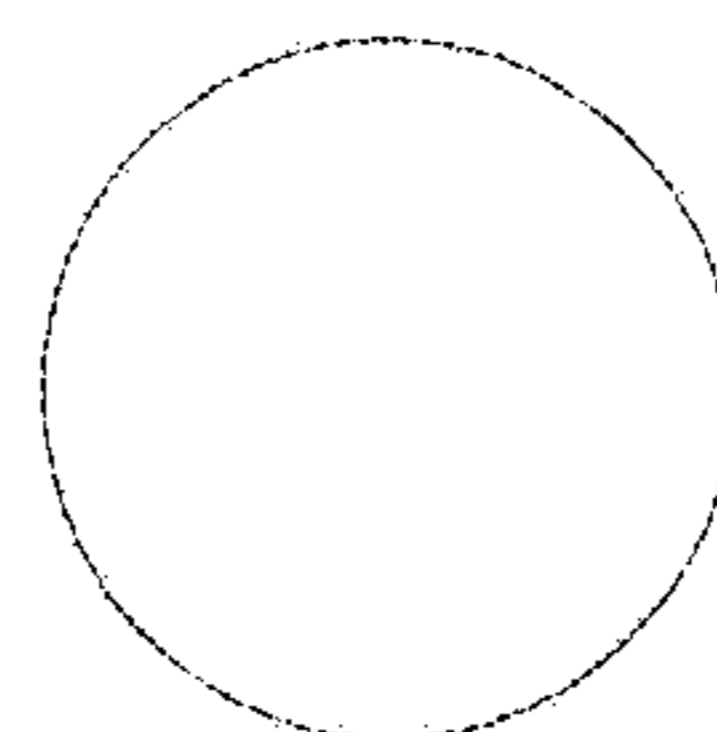


FIG. 15




FIG. 16