



US00D813021S

(12) **United States Design Patent**
Hanley

(10) **Patent No.:** **US D813,021 S**
(45) **Date of Patent:** **** Mar. 20, 2018**

- (54) **ROD BRACKET**
- (71) Applicant: **Kenney Manufacturing Company**
- (72) Inventor: **Michael P. Hanley**, Smithfield, RI (US)
- (73) Assignee: **Kenney Manufacturing Company**,
Warwick, RI (US)
- (**) Term: **15 Years**
- (21) Appl. No.: **29/609,183**
- (22) Filed: **Jun. 28, 2017**

4,325,528 A	4/1982	Martin	
D265,285 S *	7/1982	Englert, Jr.	D8/354
4,555,432 A	11/1985	Bossons	
D281,575 S	12/1985	Chap	
D285,410 S	9/1986	Webber	
D290,224 S *	6/1987	Skinner	248/48.2
D290,931 S	7/1987	Powell	
D315,862 S *	4/1991	Specker, Jr.	D8/373
5,069,412 A	12/1991	Jacob	
D327,642 S	7/1992	Foubister	
D329,372 S *	9/1992	Wilms	D8/363
5,564,666 A	10/1996	Pfeil	
5,582,303 A *	12/1996	Sloan	A47G 25/0692 211/105.1
D389,035 S	1/1998	Smiley et al.	
6,216,889 B1	4/2001	Chang	
D455,334 S	4/2002	Ivankovic	
D459,978 S *	7/2002	Hollinger	D6/556
6,439,520 B1	8/2002	Johnson	
D517,402 S	3/2006	Cairns	

Related U.S. Application Data

- (63) Continuation of application No. 15/488,781, filed on Apr. 17, 2017.
- (51) **LOC (11) Cl.** **08-05**
- (52) **U.S. Cl.**
USPC **D8/380**
- (58) **Field of Classification Search**
USPC 248/201, 261, 262, 263, 264; D8/349,
D8/354, 363, 366, 371, 373, 380, 381,
D8/382, 394, 395; D6/546-550, 575-581
CPC A47H 1/10; A47H 1/102; A47H 1/104
See application file for complete search history.

(Continued)

Primary Examiner — Lakiya Rogers
Assistant Examiner — Harold E Blackwell, II
(74) *Attorney, Agent, or Firm* — Adler Pollock & Sheehan P.C.; Daniel J. Holmander

(57) **CLAIM**

The ornamental design for a rod bracket, as shown and described.

(56) **References Cited**

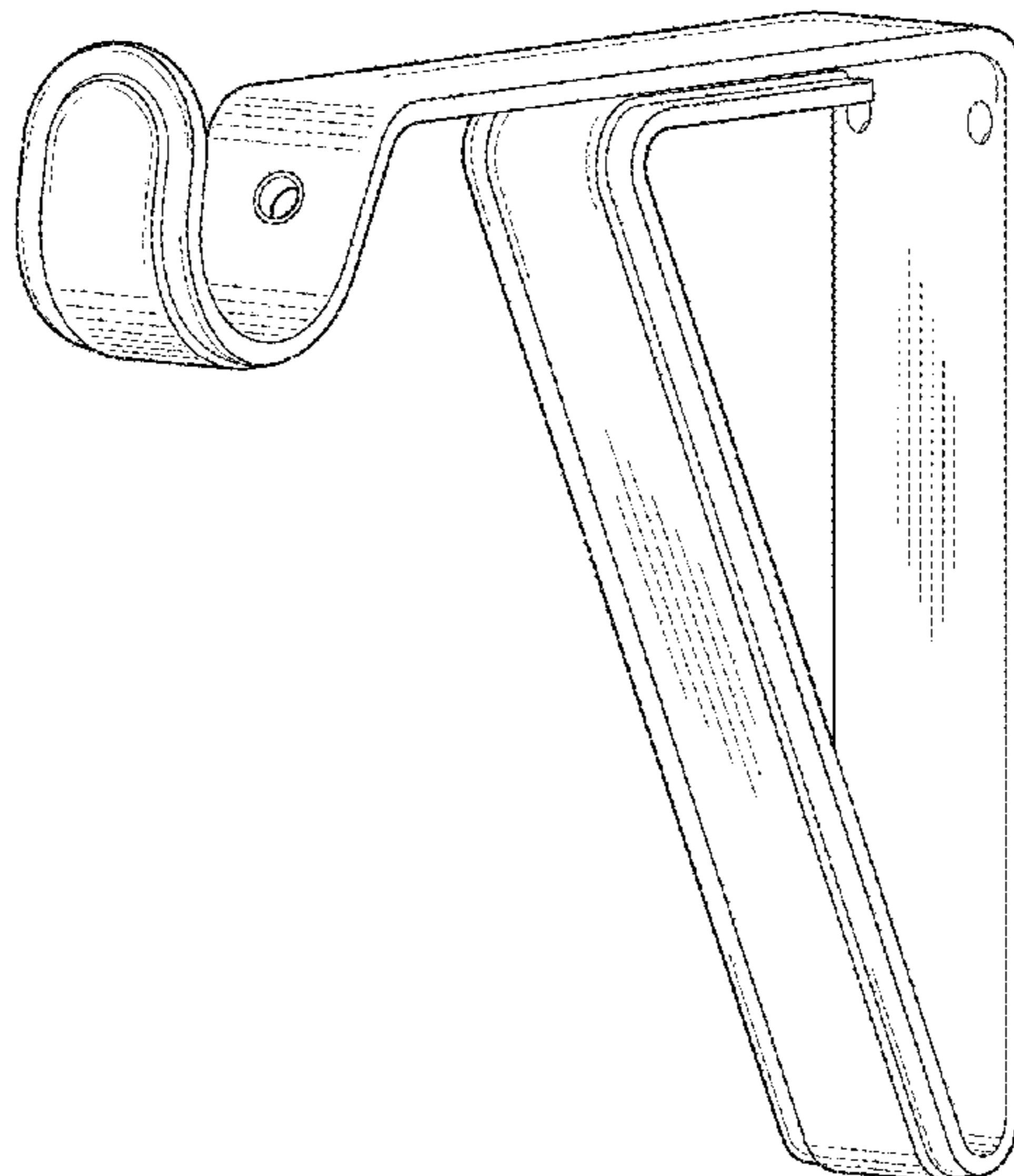
U.S. PATENT DOCUMENTS

1,147,355 A *	7/1915	Zevin	A47H 1/13 248/257
2,224,008 A	12/1940	Auslander	
2,679,373 A	5/1954	Henley	
2,859,879 A	11/1958	Rogers et al.	
2,908,471 A	10/1959	Hollansworth	
3,614,045 A *	10/1971	Cegielski, Jr.	A47H 1/12 211/105.1
3,669,395 A	6/1972	Gehrke	
3,912,211 A	10/1975	Topf	

DESCRIPTION

FIG. 1 is a perspective view of an embodiment of the rod bracket;
FIG. 2 is a front view thereof;
FIG. 3 is a rear view thereof;
FIG. 4 is a right side view thereof;
FIG. 5 is a left side view thereof;
FIG. 6 is a top view thereof; and,
FIG. 7 is a bottom view thereof.

1 Claim, 7 Drawing Sheets



(56)

References Cited

U.S. PATENT DOCUMENTS

7,198,088	B2	4/2007	McMenamin et al.	
7,370,839	B2	5/2008	Putman	
D605,931	S *	12/2009	Piersant	D8/381
D605,932	S	12/2009	Piersant	
D622,578	S	8/2010	Kollman	
8,056,873	B1	11/2011	Hanley et al.	
8,231,093	B2	7/2012	Tran	
D678,754	S *	3/2013	Burr	D6/575
8,418,975	B1 *	4/2013	Burr	A47H 1/142 248/261
8,678,068	B1	3/2014	Hobart et al.	
8,740,171	B2	6/2014	Crescenzo	
9,609,974	B2 *	4/2017	Mateer	A47H 1/102

* cited by examiner

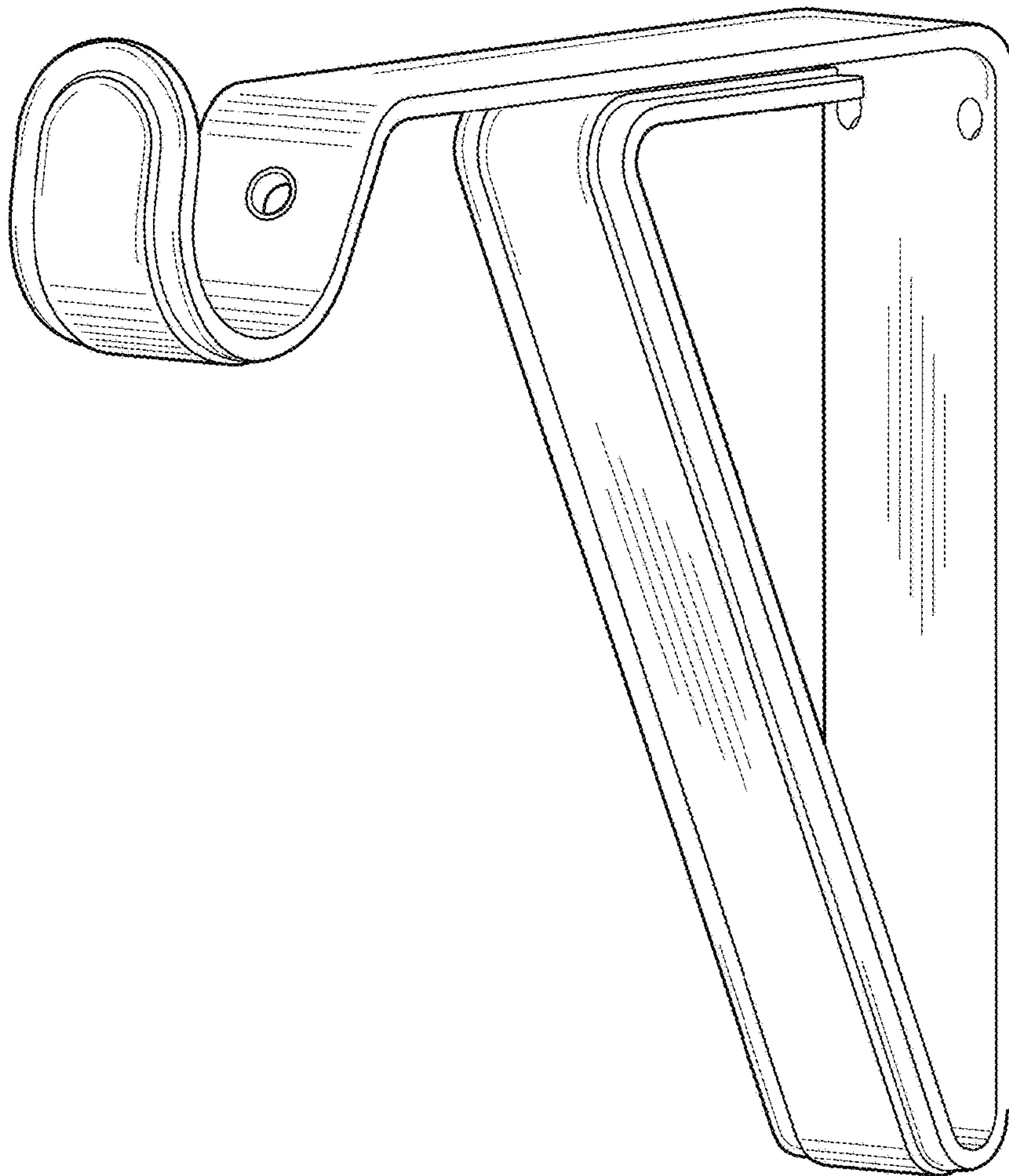


FIG. 1

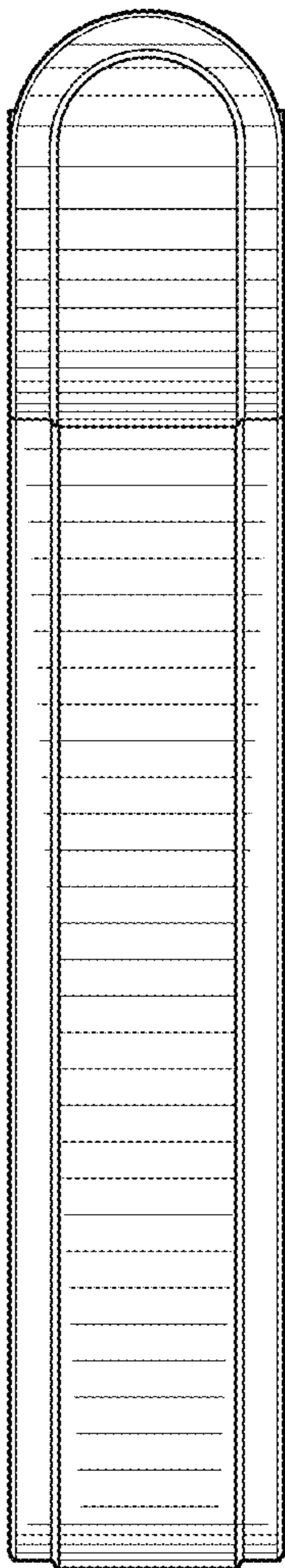


FIG. 2




FIG. 3

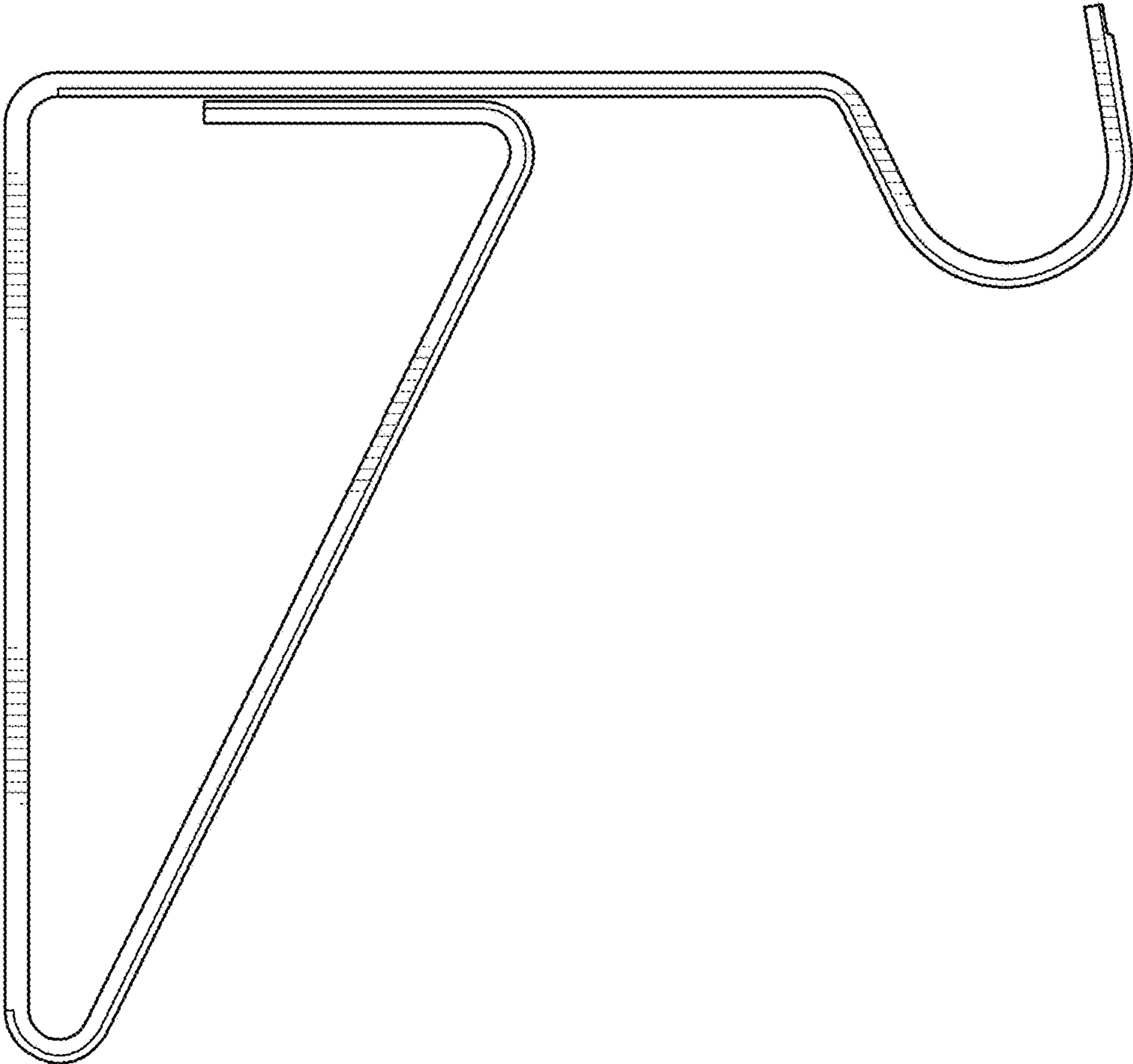


FIG. 4

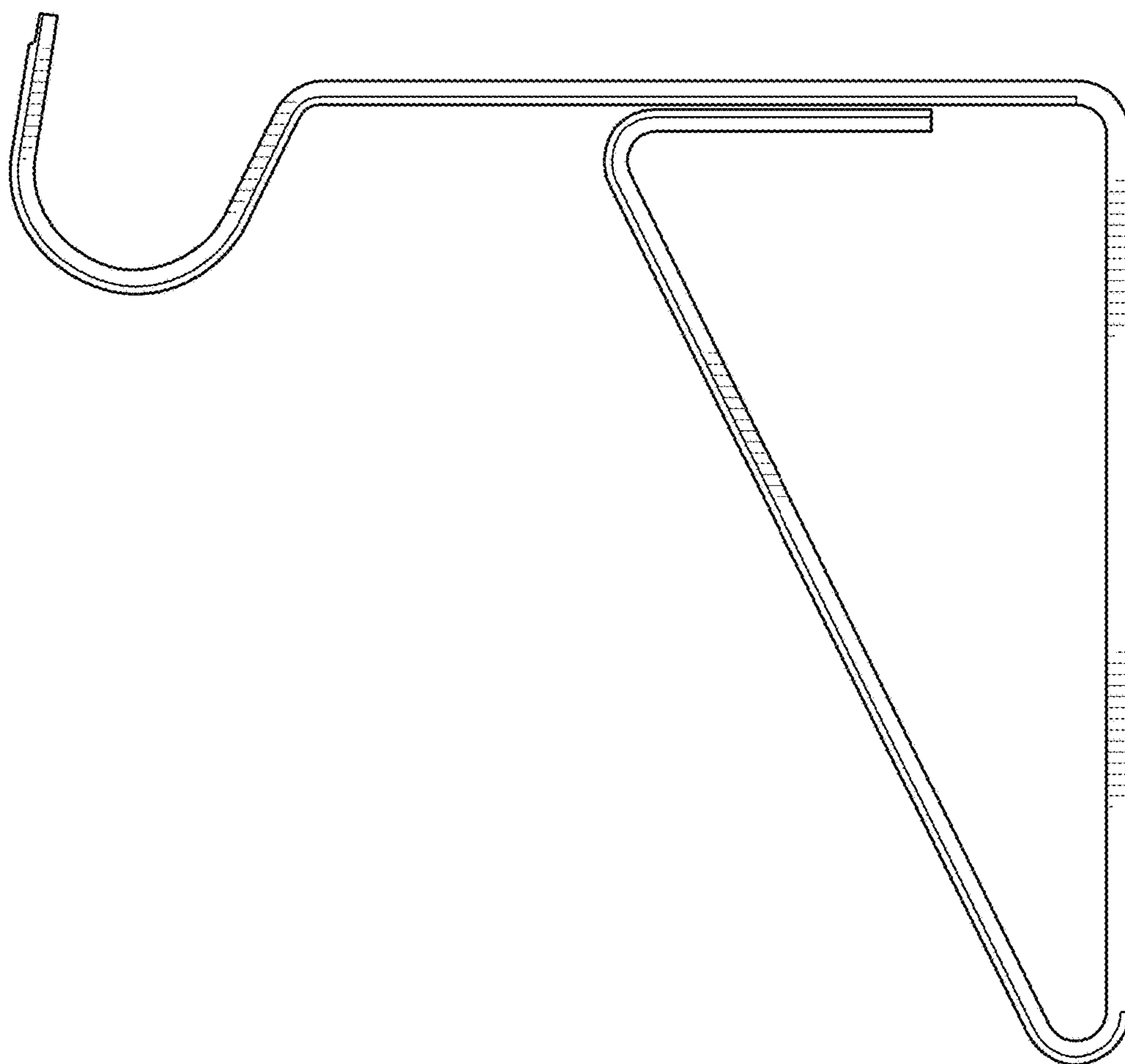


FIG. 5




FIG. 6

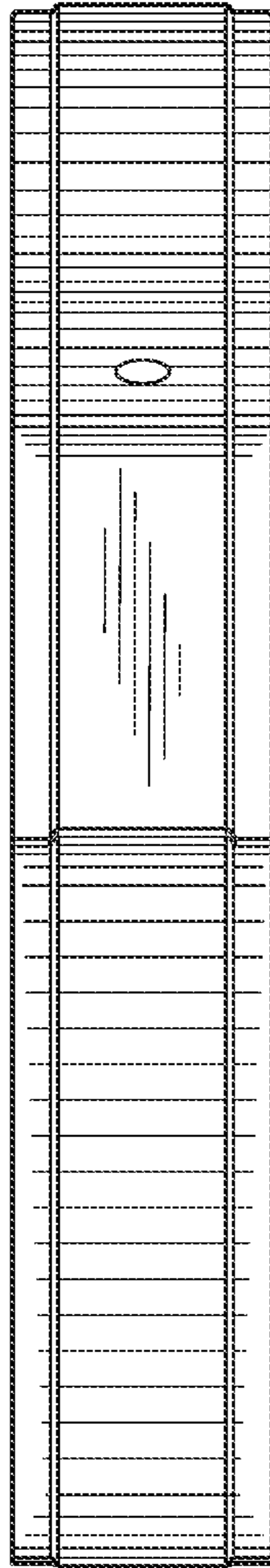


FIG. 7