



US00D812999S

(12) **United States Design Patent** (10) **Patent No.:** **US D812,999 S**
Crane (45) **Date of Patent:** **** Mar. 20, 2018**

(54) **BARBEQUE UTENSIL**

(71) Applicant: **Bottle Breacher, LLC**, La Jolla, CA (US)

(72) Inventor: **Elijah Crane**, Tucson, AZ (US)

(**) Term: **15 Years**

(21) Appl. No.: **29/591,574**

(22) Filed: **Jan. 20, 2017**

Related U.S. Application Data

(62) Division of application No. 29/517,151, filed on Feb. 10, 2015, now Pat. No. Des. 780,508.

(51) **LOC (11) Cl.** **07-06**

(52) **U.S. Cl.**
USPC **D7/684**

(58) **Field of Classification Search**
USPC D7/683, 684; D22/116
CPC A47J 33/00; A47J 37/0694; A47J 43/283;
A47J 43/28; A47G 21/02; A47G 21/023
See application file for complete search history.

(56) **References Cited**

U.S. PATENT DOCUMENTS

D258,940 S *	4/1981	Zelinski	D10/46
D461,379 S *	8/2002	Wang	D7/686
D555,436 S *	11/2007	Slothower	D10/46

* cited by examiner

Primary Examiner — Terry A Wallace

(74) *Attorney, Agent, or Firm* — Buche & Associates, P.C.; John K. Buche; Bryce A. Johnson

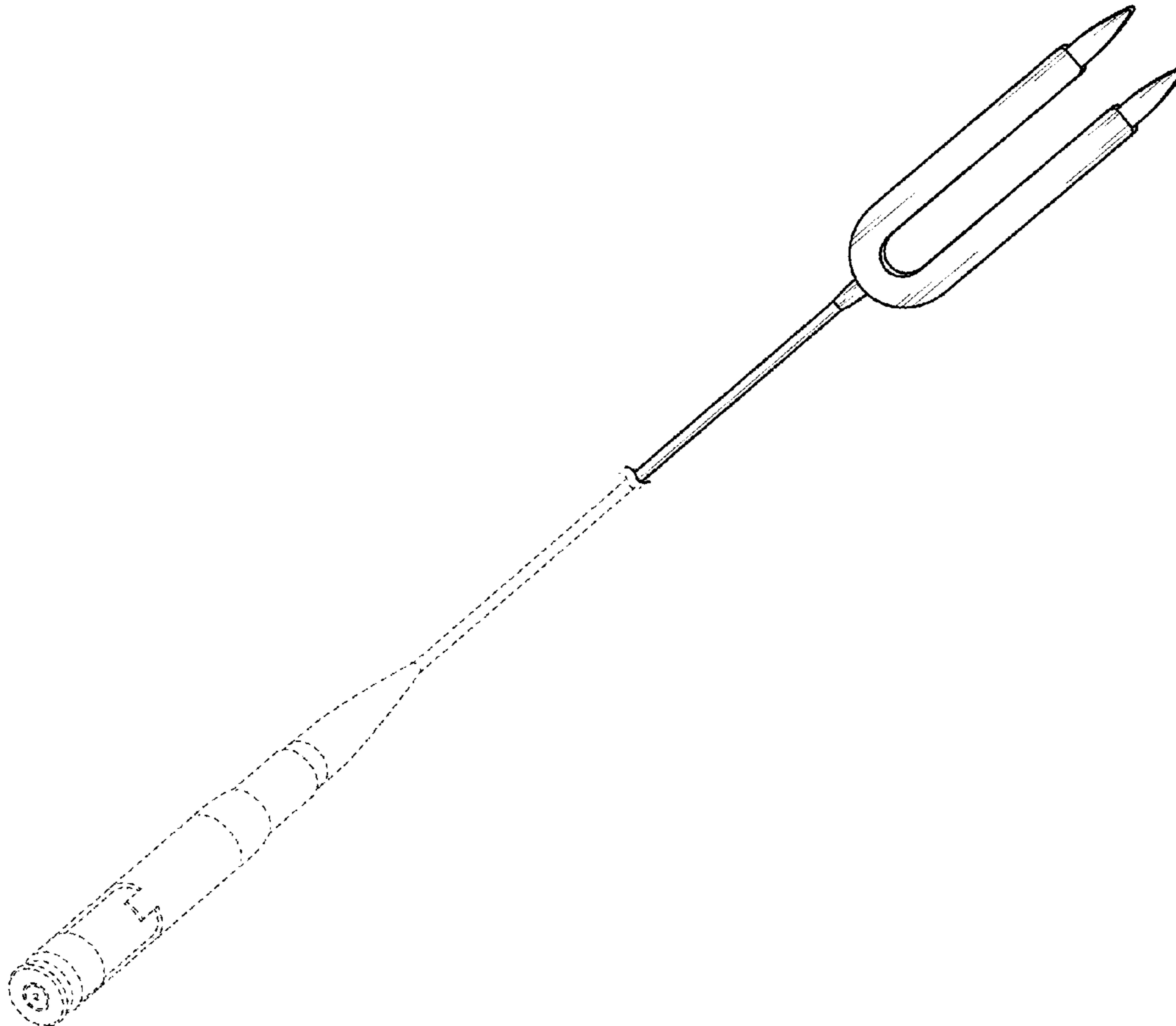
(57) **CLAIM**

I claim the ornamental appearance of a barbeque utensil, as shown and described.

DESCRIPTION

FIG. 1 is a perspective view of a barbeque utensil; FIG. 2 is a front view of the barbeque utensil; FIG. 3 is a back view of the barbeque utensil; FIG. 4 is a left-side view of the barbeque utensil; FIG. 5 is a right-side view of the barbeque utensil; FIG. 6 is a bottom view of the barbeque utensil; and, FIG. 7 is a top view of the barbeque utensil. The broken lines in the drawings represent unclaimed subject matter only and form no part of the claimed design.

1 Claim, 4 Drawing Sheets



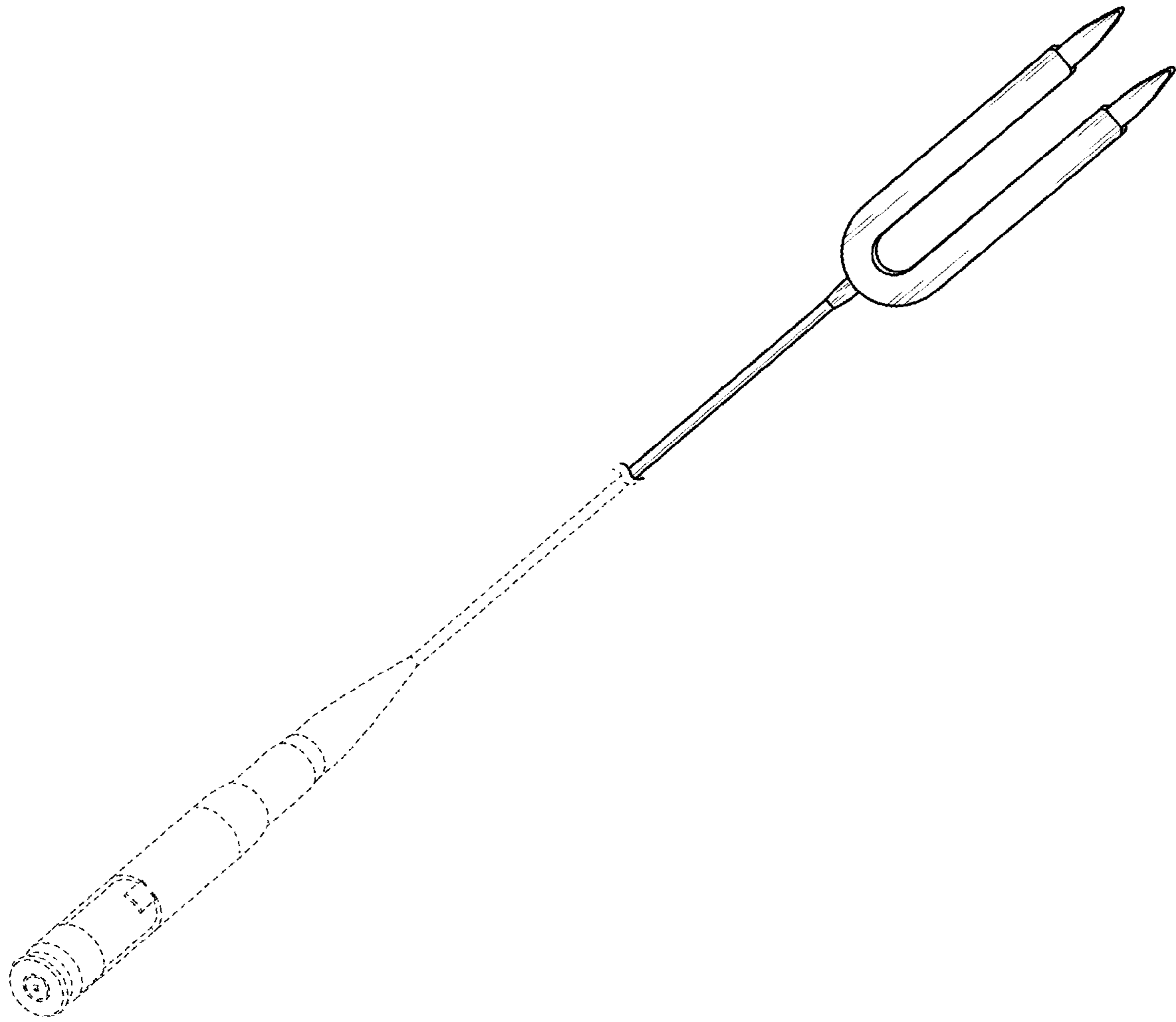


FIG. 1




FIG. 2

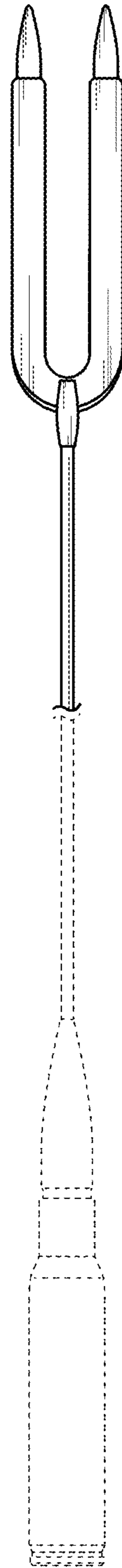


FIG. 3

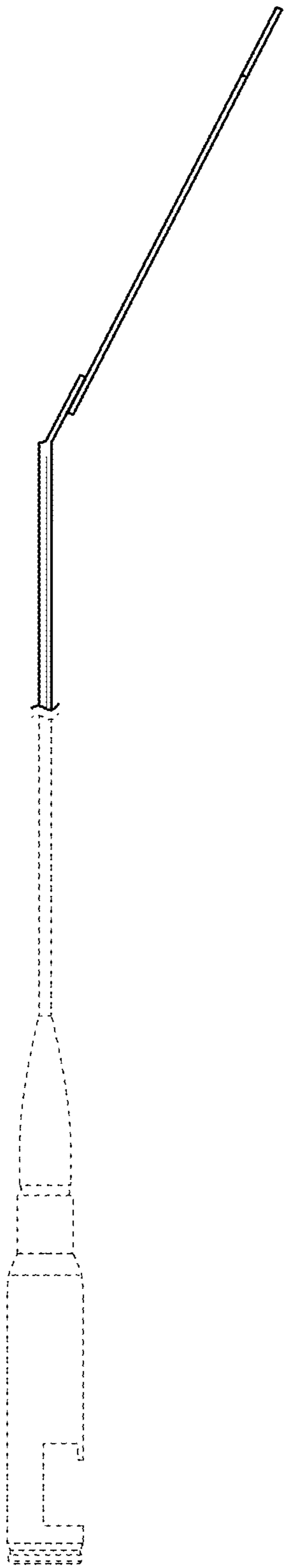


FIG. 4

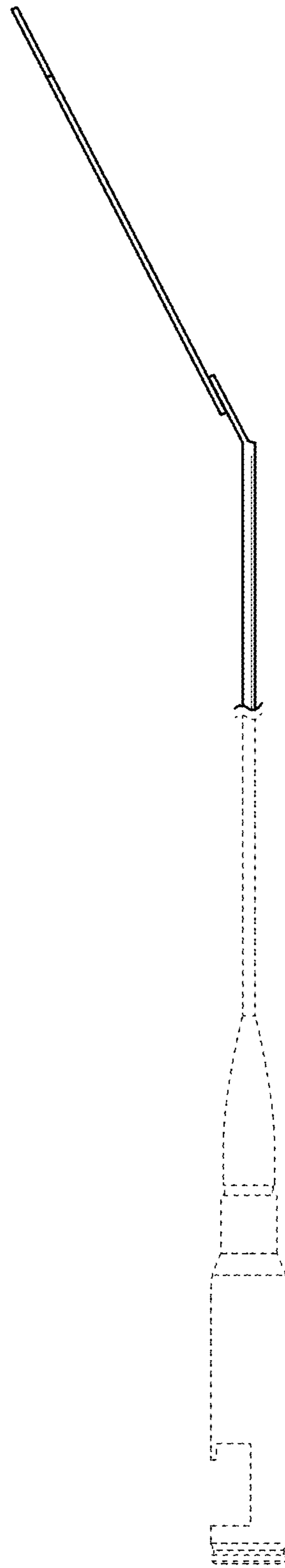


FIG. 5

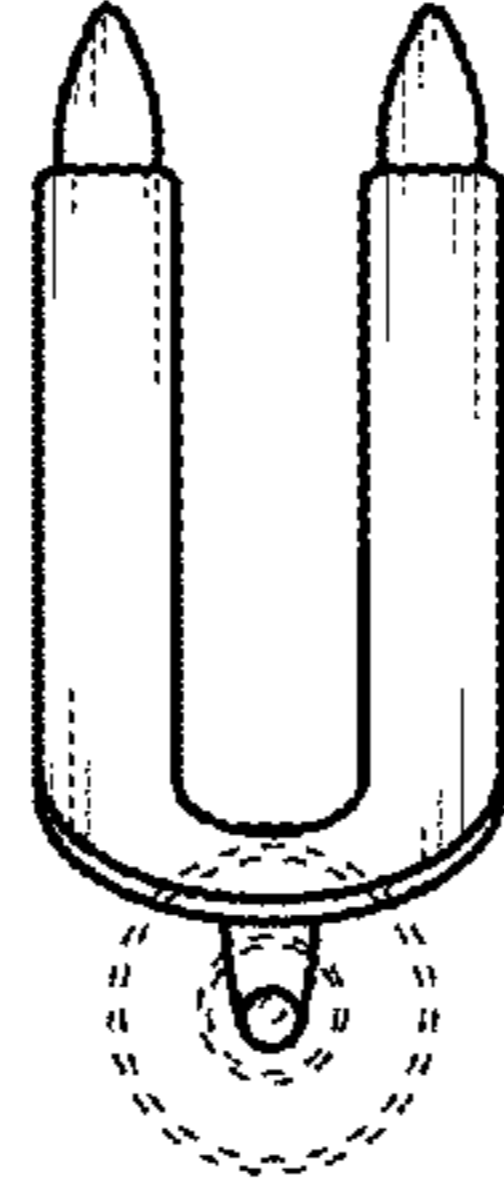


FIG. 6

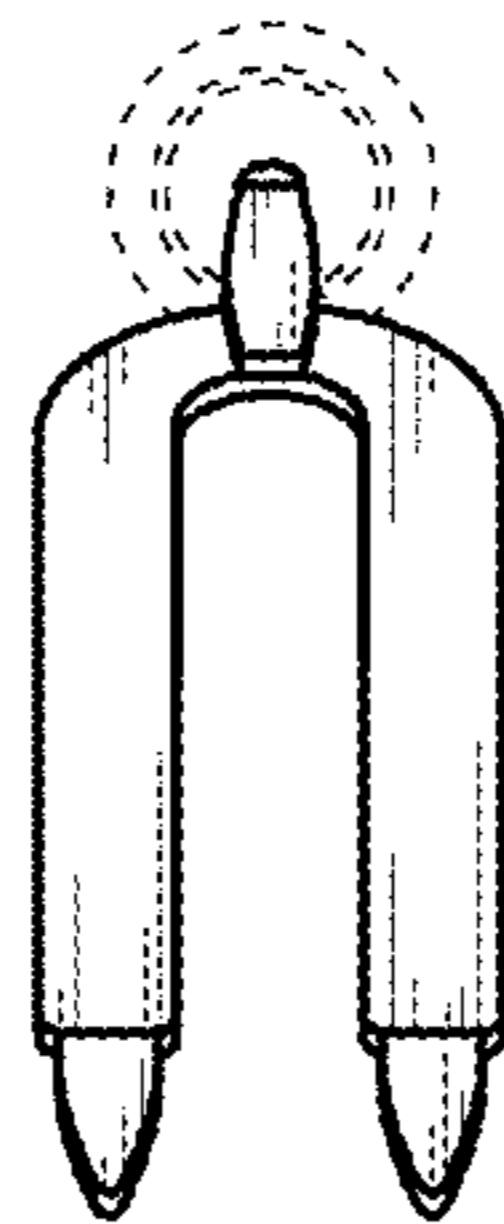


FIG. 7