



US00D812948S

(12) **United States Design Patent** (10) **Patent No.:** **US D812,948 S**
Itzhak-Sigron et al. (45) **Date of Patent:** **** Mar. 20, 2018**

- (54) **STOOL**
- (71) Applicant: **Keter Plastic Ltd.**, Herzelyia (IL)
- (72) Inventors: **Reut Itzhak-Sigron**, Elin Sarid (IL);
Zvi Zak, Herzliya (IL)
- (73) Assignee: **KETER PLASTIC LTD.**, Herzelyia (IL)
- (**) Term: **15 Years**
- (21) Appl. No.: **29/544,563**
- (22) Filed: **Nov. 4, 2015**
- (30) **Foreign Application Priority Data**
May 4, 2015 (IL) 56893
- (51) **LOC (11) Cl.** **06-06**
- (52) **U.S. Cl.**
USPC **D6/716.1; D6/352**
- (58) **Field of Classification Search**
USPC D6/334, 349-355, 363-364, 368-369,
D6/374, 403, 685, 692-692.6, 708-708.25
CPC A47C 9/00-9/105; A47C 7/00-7/02; A47C
16/00-16/04; A47B 7/00-7/02; A47B
3/00; A47B 3/02; A47B 3/04; A47B 3/12
See application file for complete search history.

- (56) **References Cited**
U.S. PATENT DOCUMENTS
D35,045 S * 9/1901 Stickley D6/692.6
D181,995 S * 1/1958 Odor 297/445.1
D222,624 S * 11/1971 Gianfagna D6/692.6
D225,501 S * 12/1972 Apple D6/692
D366,772 S * 2/1996 Pasin D6/349

- D440,415 S * 4/2001 Bellini D6/349
- D461,342 S * 8/2002 Spitler D6/688
- D557,524 S * 12/2007 Simpson D6/692.4
- D579,676 S * 11/2008 Rheault D6/349
- D600,048 S * 9/2009 Weissenrieder D6/692.4
- D606,337 S * 12/2009 Lee D6/349
- D681,357 S * 5/2013 Sjostrand D6/349
- D693,136 S * 11/2013 Lee D6/349
- D720,143 S * 12/2014 Barber D6/349
- D740,577 S * 10/2015 Cohen D6/349
- D745,785 S * 12/2015 Cohen D6/349
- D747,904 S * 1/2016 Haynes D6/692
- D749,864 S * 2/2016 Cohen D6/352
- D762,405 S * 8/2016 Werner D6/690
- D772,590 S * 11/2016 Itzhak-Sigron D6/352

* cited by examiner

Primary Examiner — Vy N Koenig
(74) *Attorney, Agent, or Firm* — Dorsey & Whitney LLP

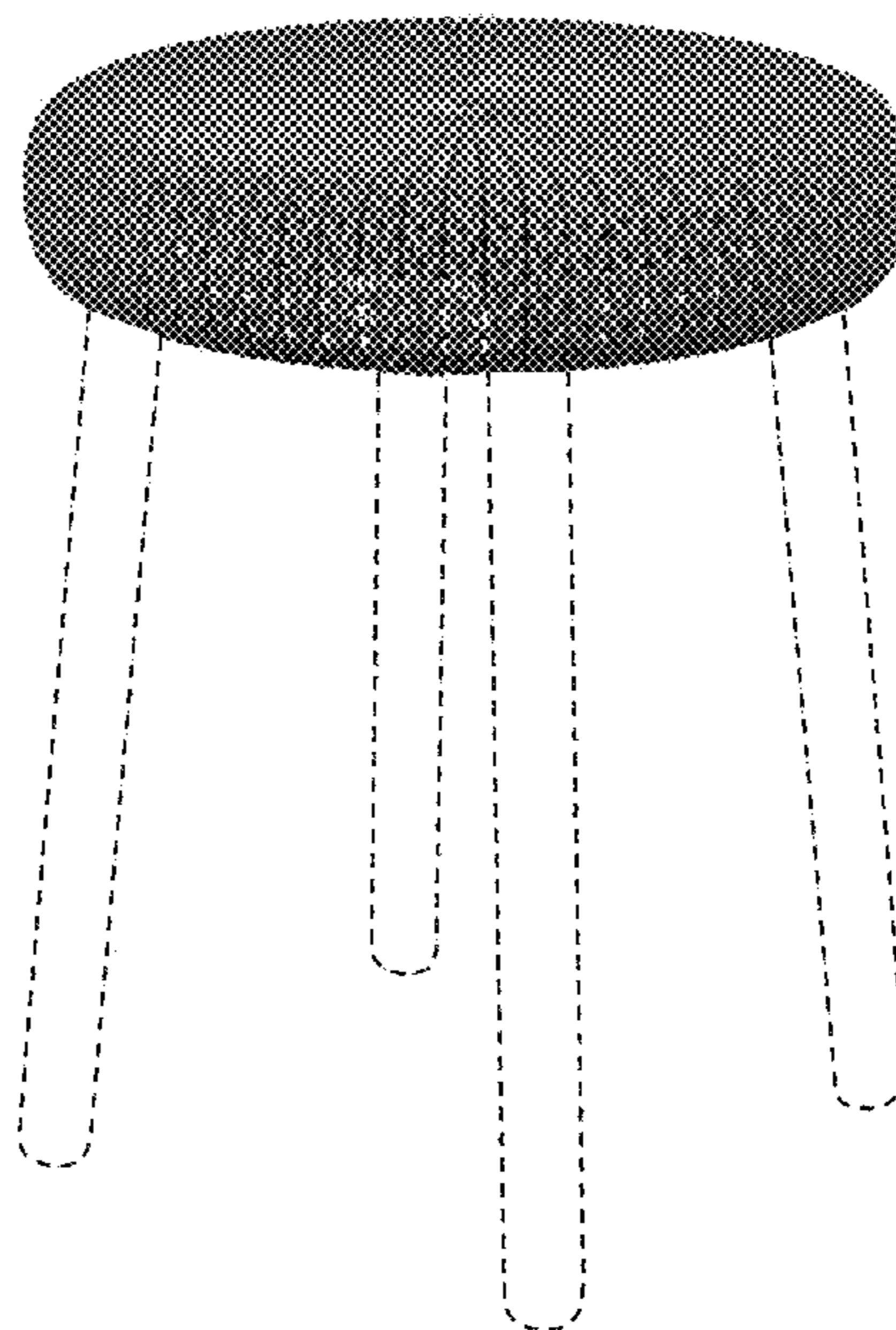
(57) **CLAIM**

The ornamental design for a stool, as shown and described.

DESCRIPTION

FIG. 1 is a perspective view of a stool showing our new design;
 FIG. 2 is another perspective view of the stool as seen in FIG. 1;
 FIG. 3 is a front view of the stool as seen in FIG. 1; rear, left and right views being identical;
 FIG. 4 is a front and right side view of the stool as seen in FIG. 1; front and left, rear and right and rear and left views being identical;
 FIG. 5 is a top view of the stool as seen in FIG. 1; and,
 FIG. 6 is a bottom view of the stool as seen in FIG. 1.
 The broken lines in FIGS. 1-4 and 6 illustrate portions of the stool that form no part of the claimed design.

1 Claim, 6 Drawing Sheets



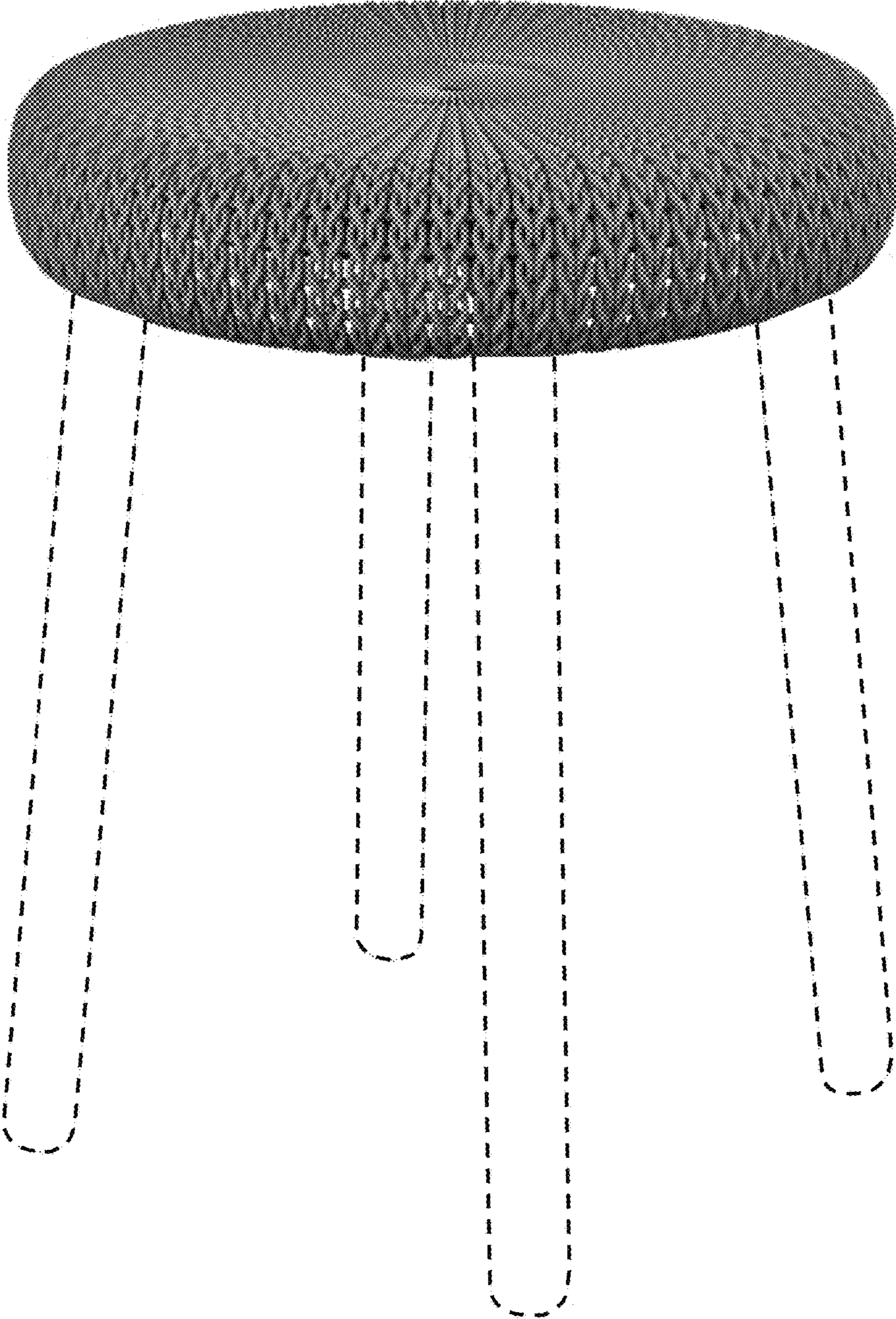


FIG. 1



FIG. 2




FIG. 3




FIG. 4




FIG. 5

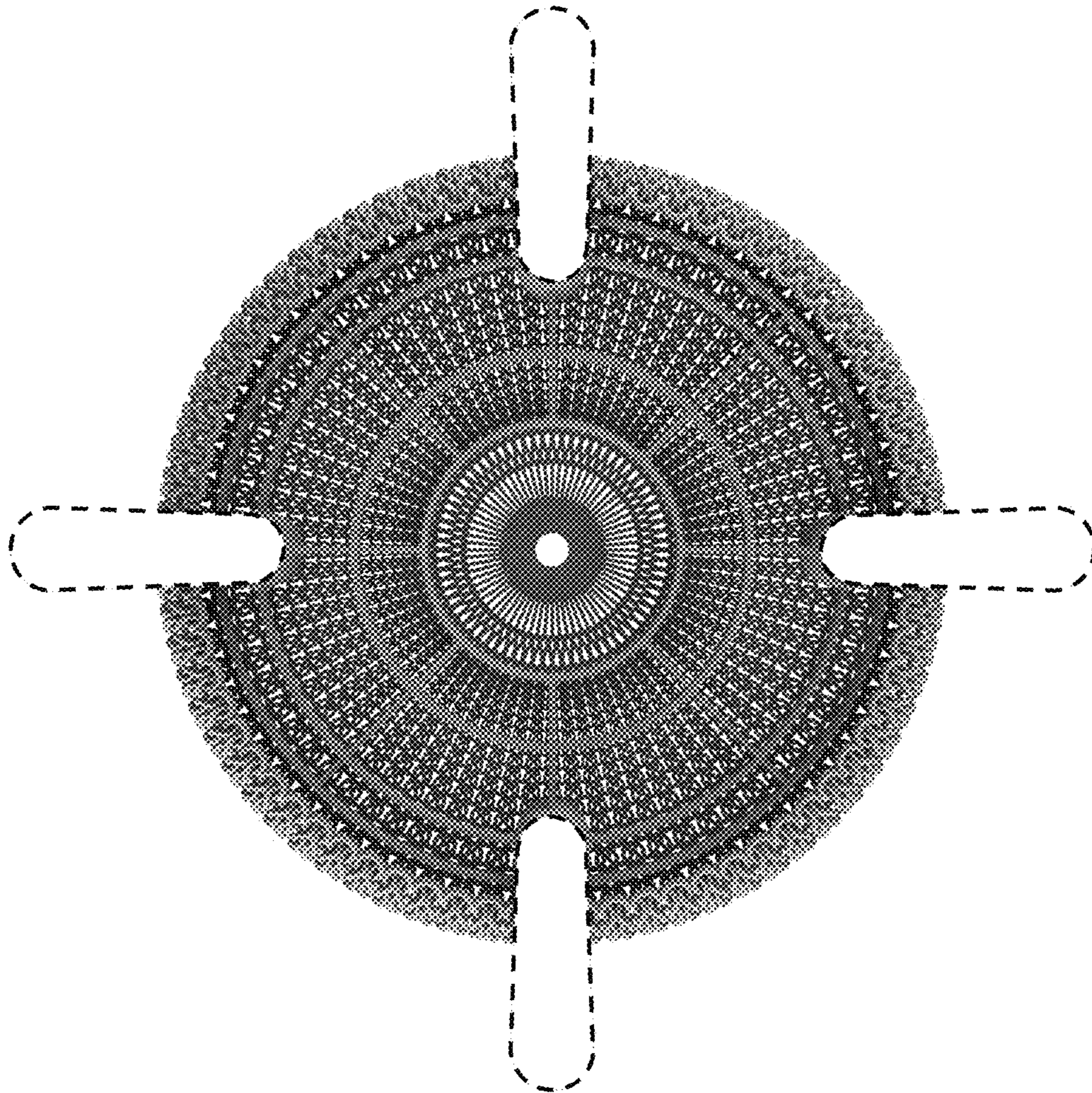


FIG. 6