



US00D812944S

(12) **United States Design Patent**
Itzhak-Sigron et al.

(10) **Patent No.:** **US D812,944 S**
(45) **Date of Patent:** **** Mar. 20, 2018**

- (54) **TABLE**
- (71) Applicant: **Keter Plastic Ltd.**, Herzelyia (IL)
- (72) Inventors: **Reut Itzhak-Sigron**, Ein Sarid (IL);
Zvi Zak, Herzliya (IL)
- (73) Assignee: **KETER PLASTIC LTD.**, Herzelyia (IL)
- (**) Term: **15 Years**
- (21) Appl. No.: **29/535,505**
- (22) Filed: **Aug. 6, 2015**

- (30) **Foreign Application Priority Data**
Feb. 10, 2015 (IL) 56568
- (51) **LOC (11) Cl.** **06-01**
- (52) **U.S. Cl.**
USPC **D6/692.3**; D6/352; D6/369
- (58) **Field of Classification Search**
USPC D6/334, 349-355, 363-364, 368-369,
D6/374, 403, 685, 692-692.6, 708-708.25
CPC A47C 9/00-9/105; A47C 7/00-7/02; A47C
16/00-16/04; A47B 7/00-7/02; A47B
3/00; A47B 3/02; A47B 3/04; A47B 3/12
See application file for complete search history.

- (56) **References Cited**
U.S. PATENT DOCUMENTS
D35,045 S * 9/1901 Stickley D6/692.6
D181,995 S * 1/1958 Odor 297/445.1
D222,624 S * 11/1971 Gianfagna D6/692.6
D225,501 S * 12/1972 Apple D6/692

D366,772 S *	2/1996	Pasin	D6/349
D440,415 S *	4/2001	Bellini	D6/349
D461,342 S *	8/2002	Spitler	D6/688
D557,524 S *	12/2007	Simpson	D6/692.4
D579,676 S *	11/2008	Rheault	D6/349
D600,048 S *	9/2009	Weissenrieder	D6/692.4
D606,337 S *	12/2009	Lee	D6/349
D681,357 S *	5/2013	Sjostrand	D6/349
D693,136 S *	11/2013	Lee	D6/349
D720,143 S *	12/2014	Barber	D6/349
D740,577 S *	10/2015	Cohen	D6/349
D745,785 S *	12/2015	Cohen	D6/349
D747,904 S *	1/2016	Haynes	D6/692
D749,864 S *	2/2016	Cohen	D6/352
D762,405 S *	8/2016	Werner	D6/690
D772,590 S *	11/2016	Itzhak-Sigron	D6/352

* cited by examiner

Primary Examiner — Vy N Koenig
(74) *Attorney, Agent, or Firm* — Dorsey & Whitney LLP

(57) **CLAIM**
The ornamental design for table, as shown and described.

DESCRIPTION
FIG. 1 is a perspective view of a new design for a table; FIG. 2 is a side elevational view of the table shown in FIG. 1; the table is round and symmetrical and, therefore, all side elevational views are identical; FIG. 3 is a top plan view of the table shown in FIG. 1; FIG. 4 is a top plan view of the table shown in FIG. 1 without the table top; and, FIG. 5 is a bottom plan view of the table shown in FIG. 1. The broken lines in the drawings depict portions of the table that form no part of the claimed design.

1 Claim, 5 Drawing Sheets





FIG. 1




FIG. 2



FIG. 3




FIG. 4




FIG. 5