



US00D812940S

(12) **United States Design Patent**
Chang

(10) **Patent No.:** **US D812,940 S**
(45) **Date of Patent:** **** Mar. 20, 2018**

(54) **BOOT RACK**

(71) Applicant: **Oceanstar Design Group, Inc.**,
Diamond Bar, CA (US)

(72) Inventor: **Charles Yaochung Chang**, Diamond
Bar, CA (US)

(73) Assignee: **Oceanstar Design Group, Inc.**,
Diamond Bar, CA (US)

(**) Term: **15 Years**

(21) Appl. No.: **29/598,528**

(22) Filed: **Mar. 27, 2017**

(51) **LOC (11) Cl.** **06-06**

(52) **U.S. Cl.**
USPC **D6/678.4**

(58) **Field of Classification Search**
USPC D6/672, 673, 675, 678, 678.1, 678.4,
D6/680.2, 680.3, 681.1, 681.2, 682,
D6/682.3, 682.4
CPC A47B 55/02; A47B 61/04; A47G 25/005;
A47G 29/08; A47F 7/08
See application file for complete search history.

(56) **References Cited**

U.S. PATENT DOCUMENTS

D324,142 S * 2/1992 Cassel D6/678.4
D367,382 S * 2/1996 Tseng D32/59

D426,726 S * 6/2000 Fenwick, Jr. D6/678.4
D457,353 S * 5/2002 Klein D6/678.4
D463,182 S * 9/2002 Klein D6/327
D544,250 S * 6/2007 Daugherty D6/678.3
D567,540 S * 4/2008 Klein D6/678.4
D630,397 S * 1/2011 Molayem D32/55
D681,975 S * 5/2013 Snider D6/678.4
D756,458 S * 5/2016 Tsai D19/90
D758,488 S * 6/2016 Tsai D19/92
D776,196 S * 1/2017 Tsai D19/90
D787,241 S * 5/2017 Arzaluz D6/675.2
D798,637 S * 10/2017 Min D6/678.4

* cited by examiner

Primary Examiner — Kelley Donnelly

(74) *Attorney, Agent, or Firm* — Dunlap Bennett &
Ludwig PLLC

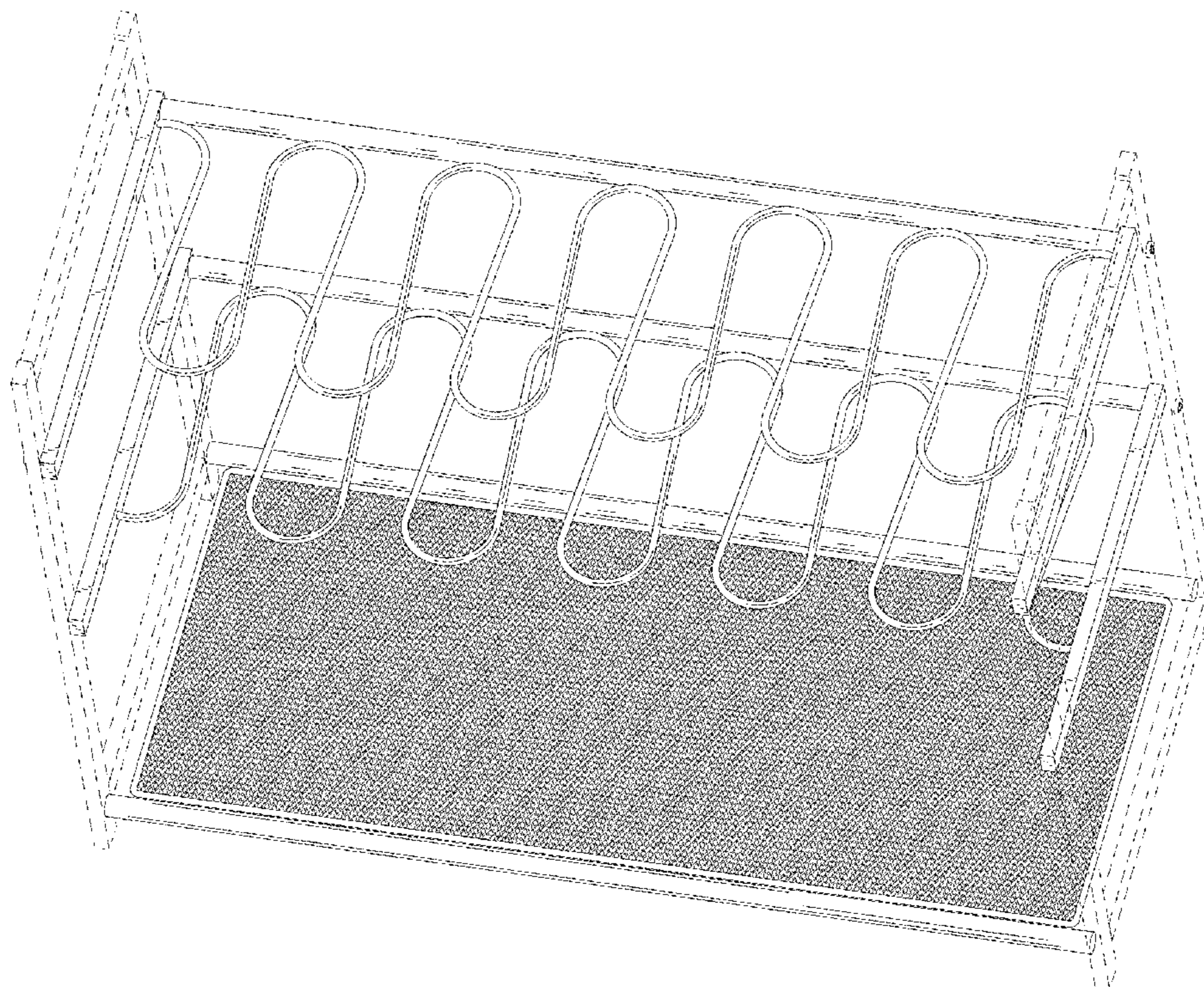
(57) **CLAIM**

The ornamental design for a boot rack, as shown and
described.

DESCRIPTION

FIG. 1 is a perspective view of a boot rack;
FIG. 2 is a front elevation view thereof;
FIG. 3 is a rear elevation view thereof;
FIG. 4 is a right side elevation view thereof, the left side
elevation view being a mirror image thereof;
FIG. 5 is a top plan view thereof; and,
FIG. 6 is a bottom plan view thereof.
The broken lines shown in the drawings depict portions of
the boot rack that form no part of the claimed design.

1 Claim, 5 Drawing Sheets



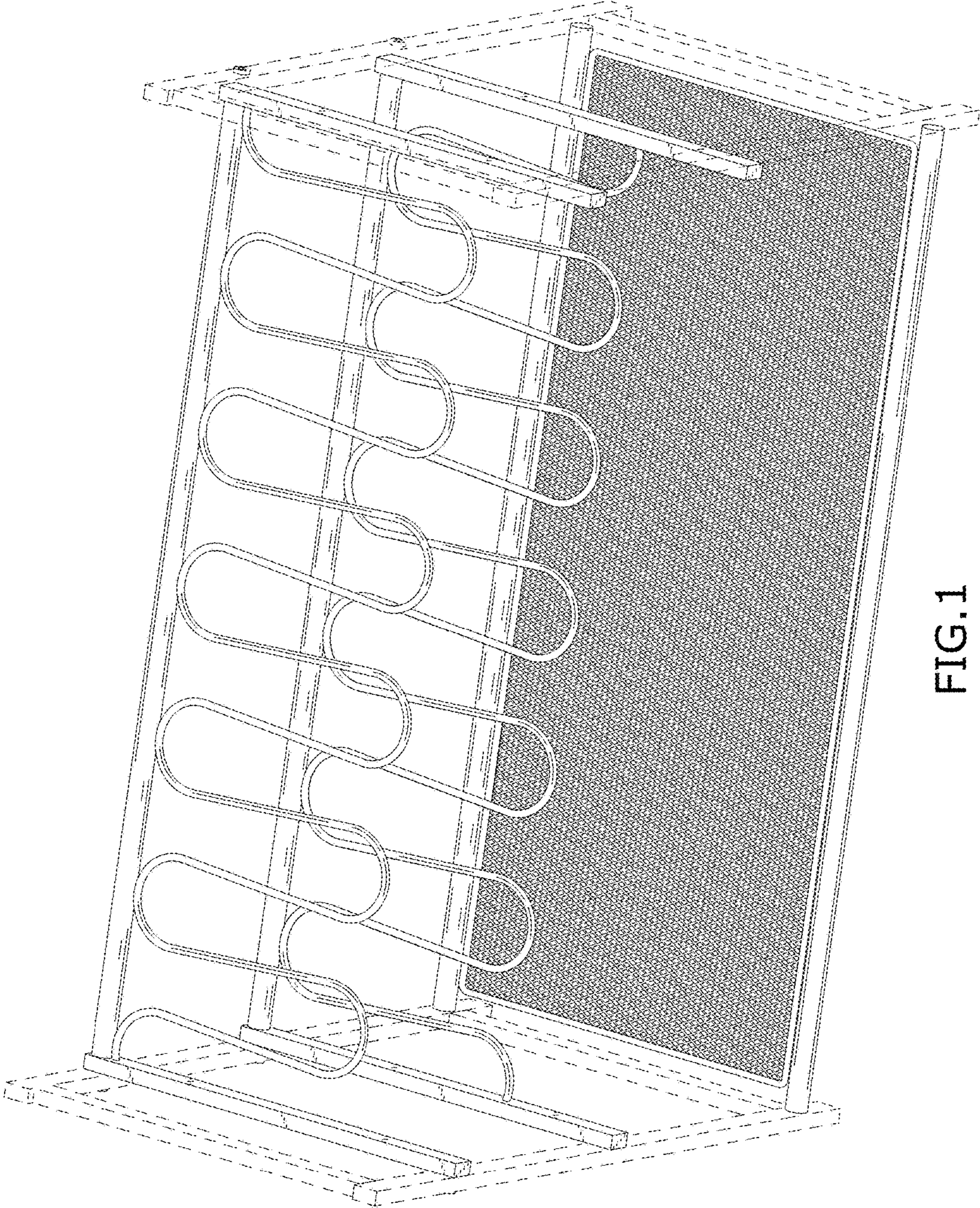


FIG.1



FIG. 2




FIG. 3

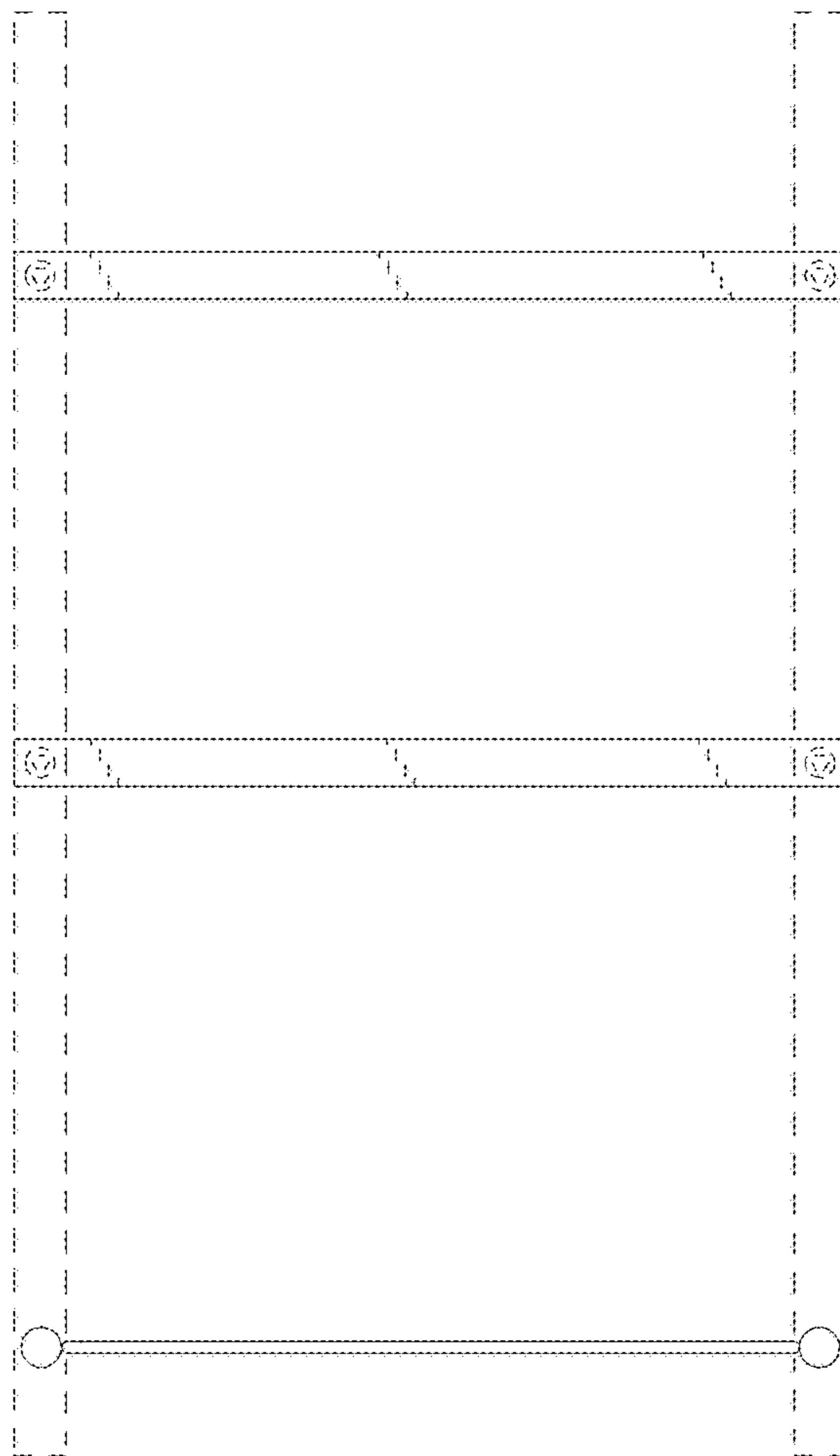


FIG. 4

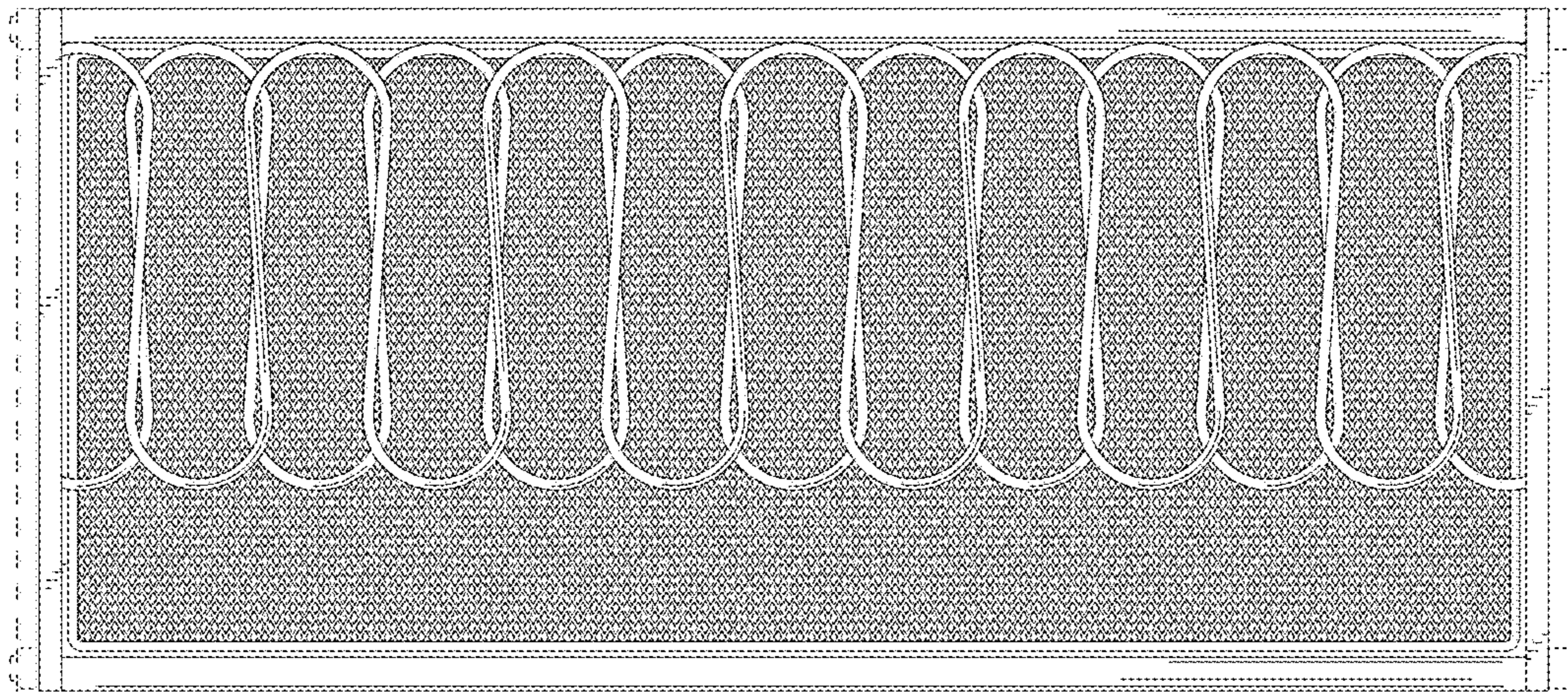


FIG. 5




FIG. 6