



US00D812915S

(12) **United States Design Patent** (10) **Patent No.:** **US D812,915 S**
Jane Santamaria (45) **Date of Patent:** **** Mar. 20, 2018**

(54) **INFANT SEAT FOR VEHICLES**
 (71) Applicant: **JANE, S.A.**, Palau de Plegamans, Barcelona (ES)
 (72) Inventor: **Manuel Jane Santamaria**, Palau de Plegamans (ES)
 (**) Term: **15 Years**
 (21) Appl. No.: **29/590,437**
 (22) Filed: **Jan. 10, 2017**

(56) **References Cited**

U.S. PATENT DOCUMENTS

D456,151 S *	4/2002	Kassai	D6/333
D513,888 S *	1/2006	Jane Santamaria	D6/333
D604,054 S *	11/2009	Biaud	D6/333
D637,825 S *	5/2011	Xu	D6/333
D653,463 S *	2/2012	Hartenstine	D6/333
D661,500 S *	6/2012	Hutchinson	D6/333
D676,679 S *	2/2013	Cymbalski	D6/333
D680,761 S *	4/2013	Spaven	D6/333
D746,071 S *	12/2015	Haley	D6/333
D746,072 S *	12/2015	Haley	D6/333
D778,627 S *	2/2017	Stroikov	D6/333
D793,753 S *	8/2017	Holley, Jr.	D6/333

(30) **Foreign Application Priority Data**

Jul. 29, 2016 (EM) 3324029-0001

(51) **LOC (11) Cl.** **06-01**

(52) **U.S. Cl.**
USPC **D6/333**

(58) **Field of Classification Search**
USPC D6/333-336, 339, 344, 702, 716, D6/716.1-716.7; 297/183.1-183.4, 297/184.13, 184.15, 184.17, 250.1, 255, 297/256.1, 256.15, 219.12, 463.1; D12/129-130, 133; D21/412, 428, 419; 280/30-31; 5/94, 98.1, 99.1, 101-102, 5/105, 655, 93.1, 12.1; 24/200
CPC A47D 13/02; A47D 13/10; A47D 1/00; A47D 1/002; A47D 1/004; B60N 2/22; B60N 2/24; A47C 7/021; A47C 7/022; A47C 7/002; A47C 7/18; A47C 7/24; A47C 3/00; A47C 3/02; A47C 3/025; A47C 3/20; A47C 1/00; A47C 1/02; A47C 1/04; A47C 1/06

* cited by examiner

Primary Examiner — Abraham Bahta

(57) **CLAIM**
The ornamental design for infant seat for vehicles, as shown and described.

DESCRIPTION

FIG. 1 is a perspective view of an infant seat for vehicles showing my new design, the design being shown in a compact configuration;
 FIG. 2 is a side plan view thereof in the compact configuration;
 FIG. 3 is a bottom plan view thereof;
 FIG. 4 is a top plan view thereof;
 FIG. 5 is a front plan view thereof in the compact configuration;
 FIG. 6 is a rear plan view thereof in the compact configuration; and,
 FIG. 7 is a front plan view of thereof, the design being shown in an unfolded configuration.

1 Claim, 7 Drawing Sheets

See application file for complete search history.

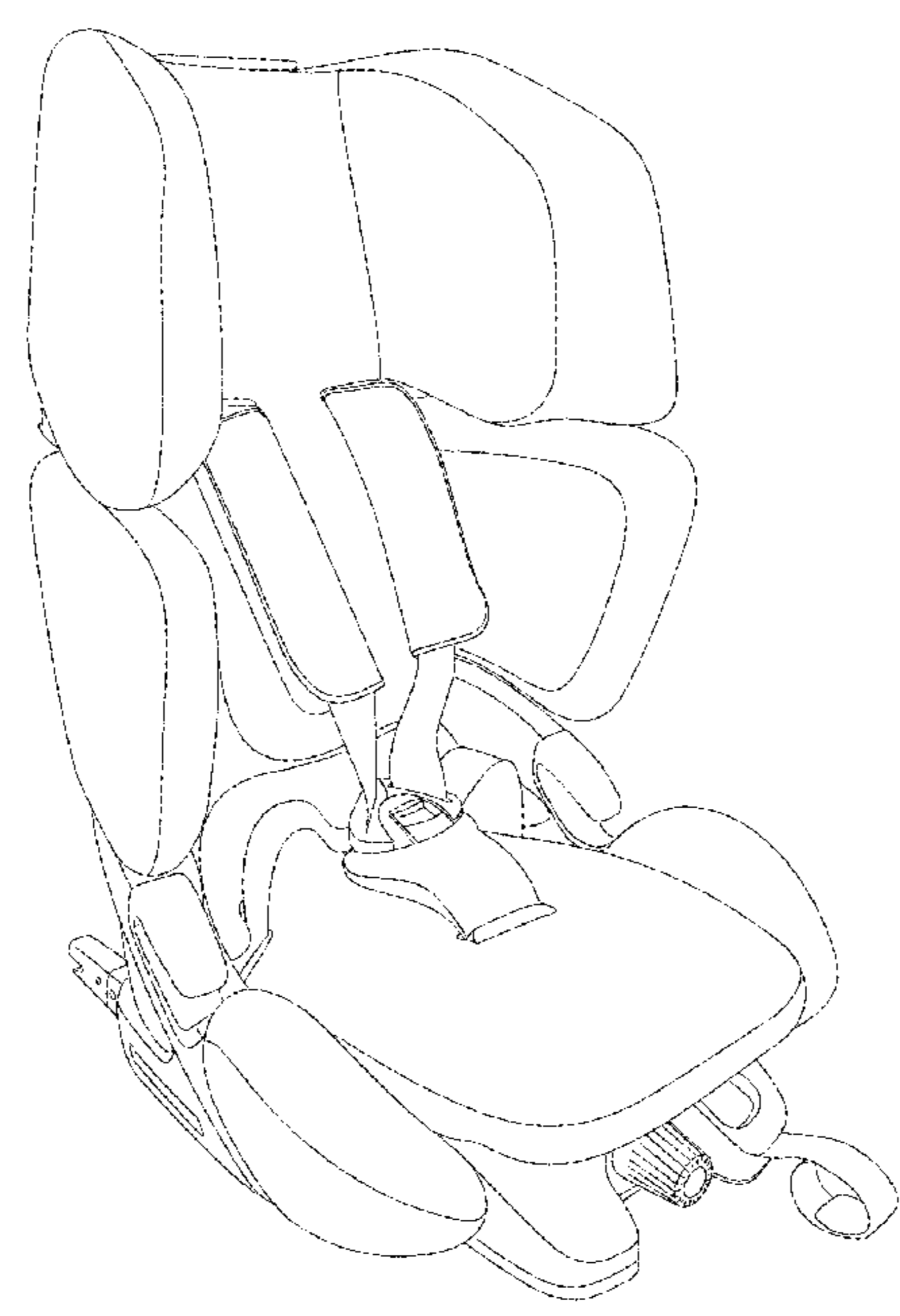




FIG. 1

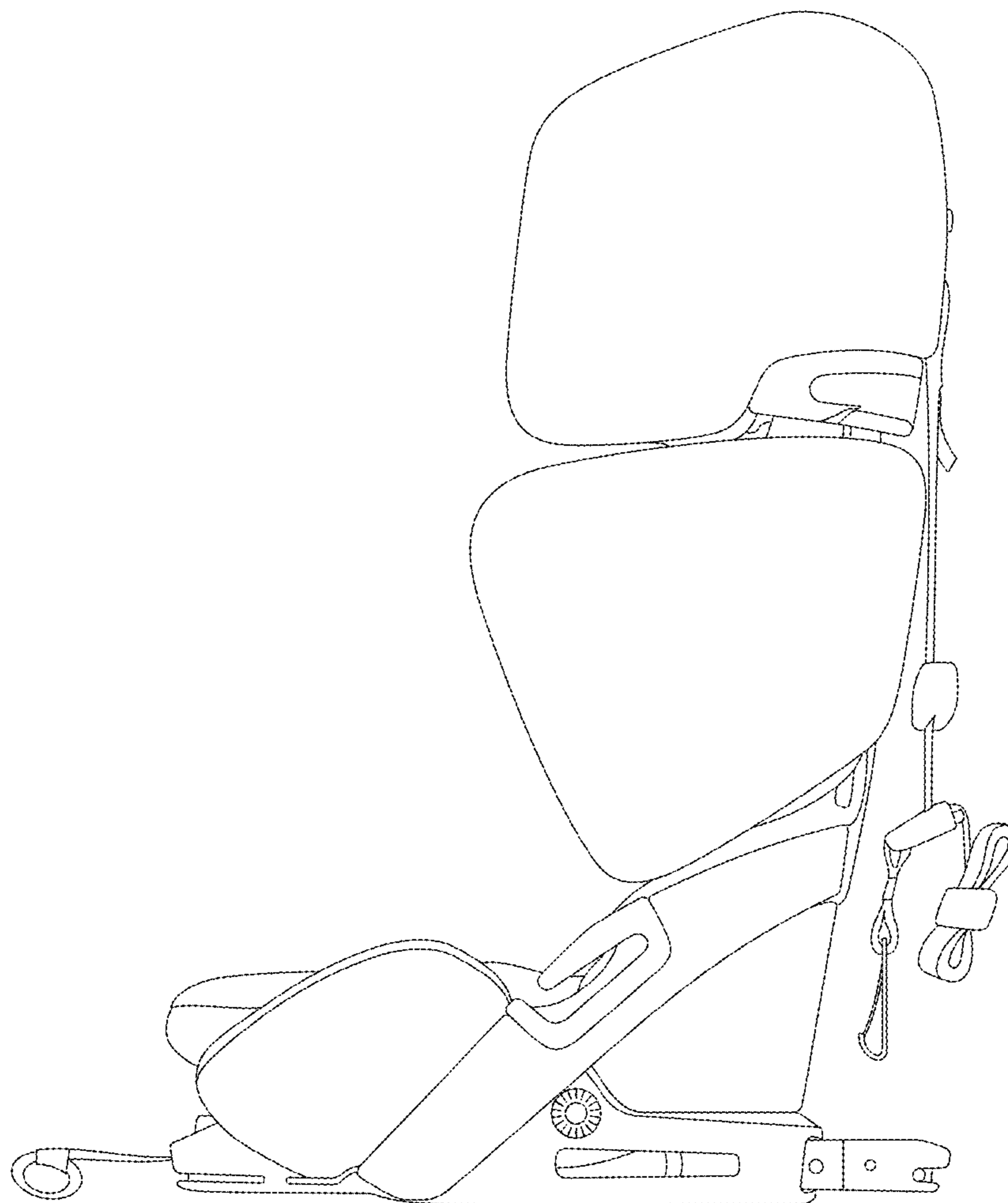


FIG. 2

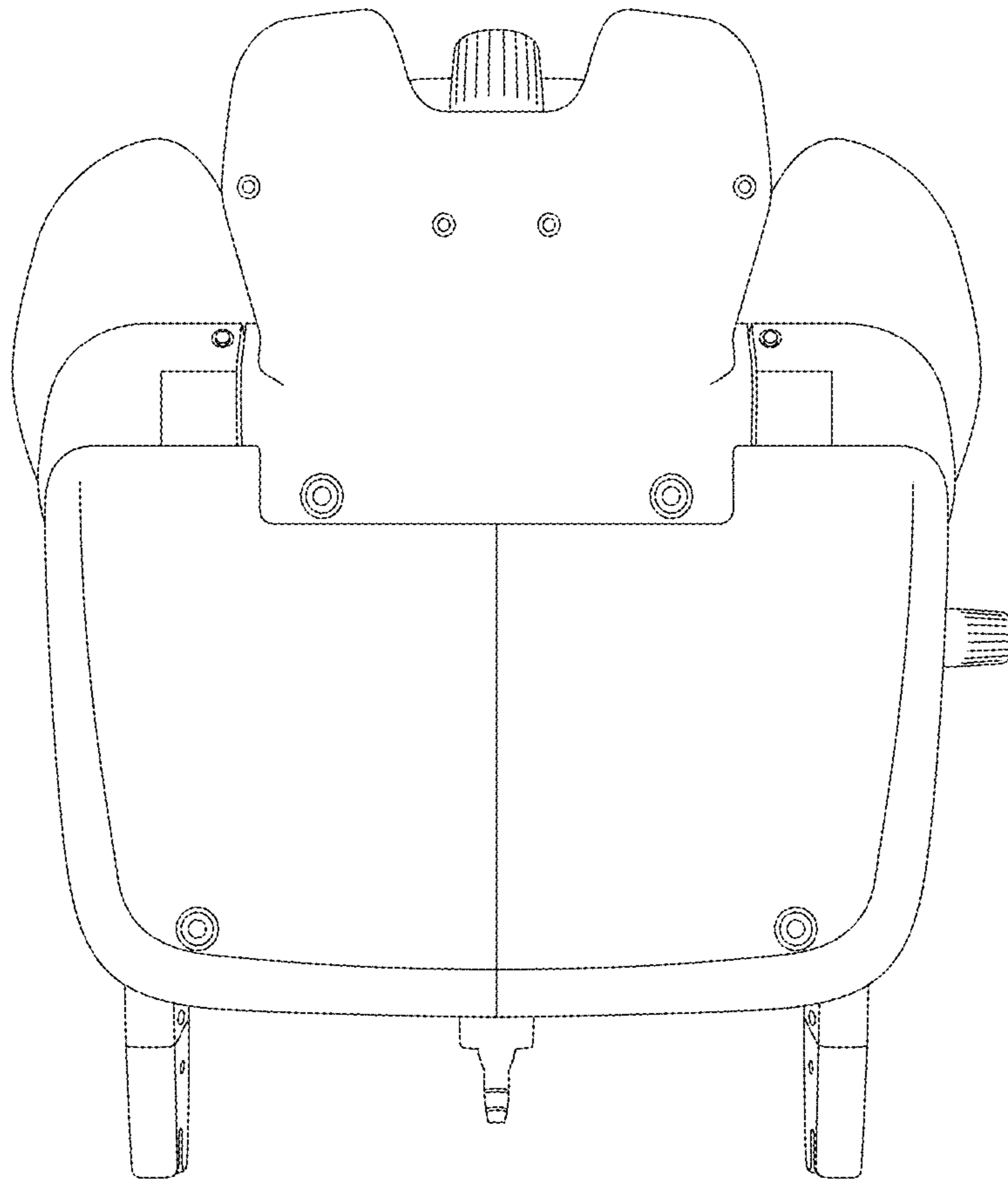


FIG. 3

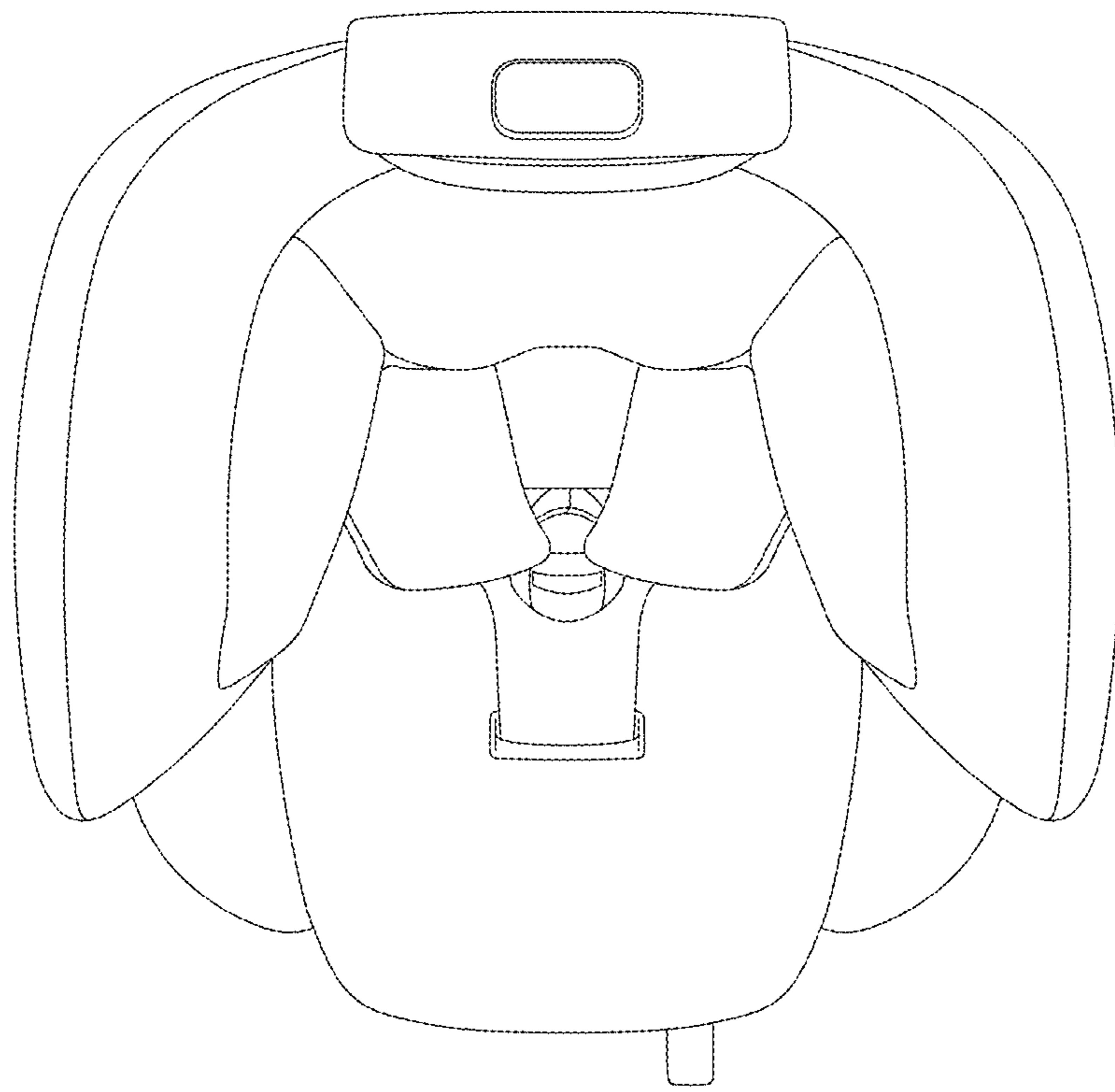


FIG. 4

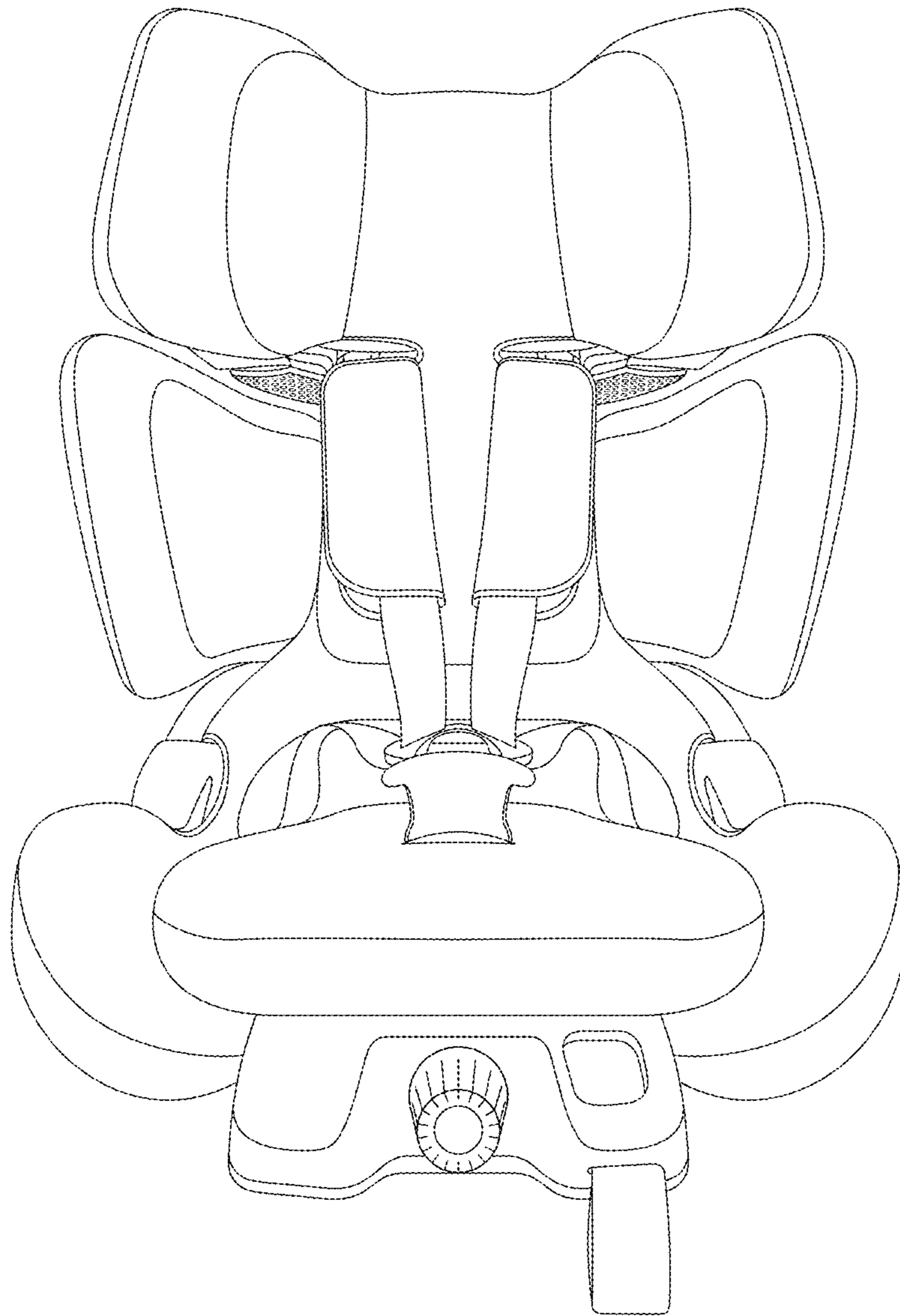


FIG. 5

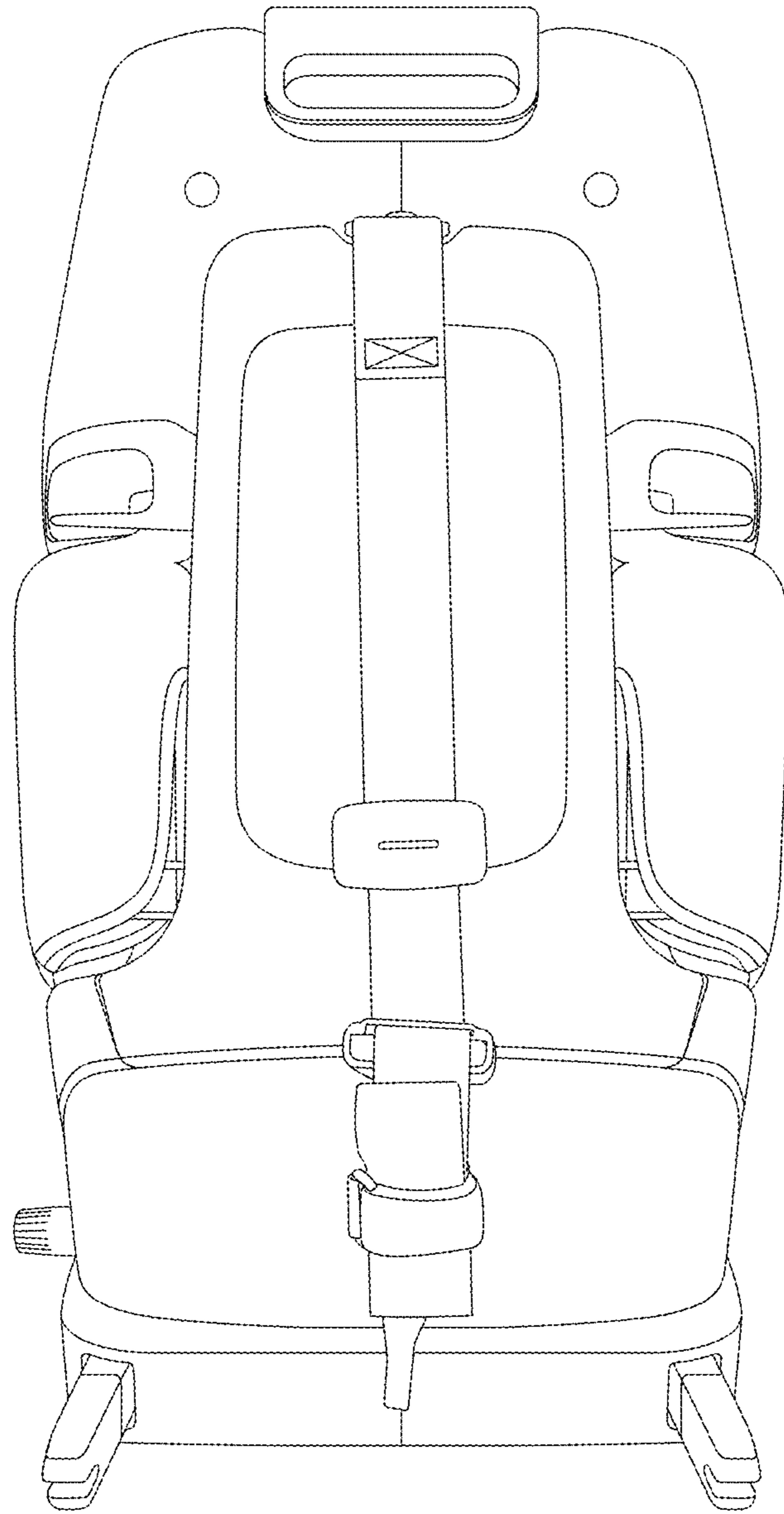


FIG. 6

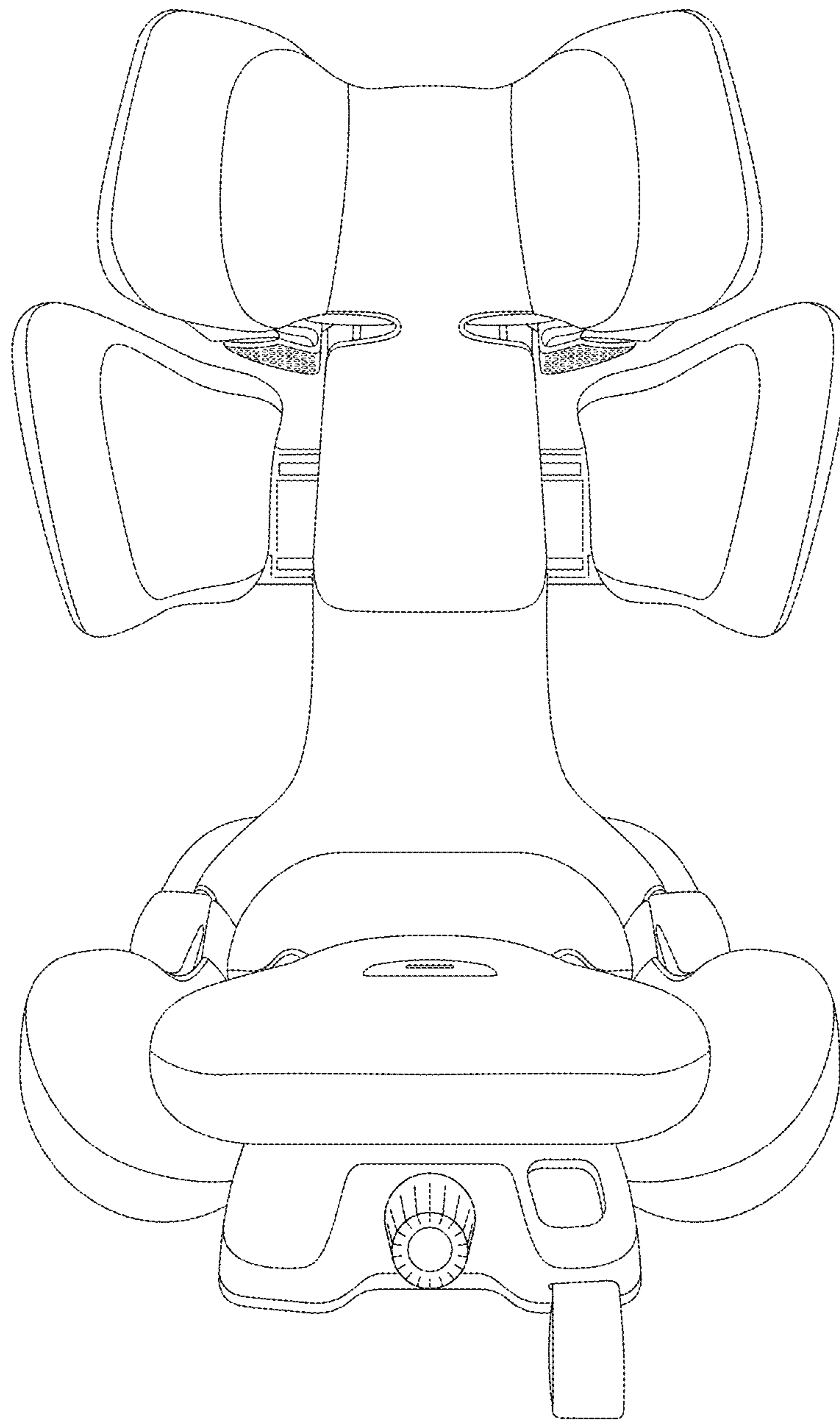


FIG. 7