



US00D812914S

(12) **United States Design Patent**
Clark

(10) **Patent No.:** **US D812,914 S**
(45) **Date of Patent:** **** Mar. 20, 2018**

- (54) **KNEELING PLATFORM**
- (71) Applicant: **Bruce A. Clark**, Saint Paul, MN (US)
- (72) Inventor: **Bruce A. Clark**, Saint Paul, MN (US)
- (**) Term: **14 Years**
- (21) Appl. No.: **29/505,039**
- (22) Filed: **May 7, 2015**

Related U.S. Application Data

- (62) Division of application No. 29/442,307, filed on Jan. 29, 2013, now Pat. No. Des. 736,002.
- (51) **LOC (11) Cl.** **06-06**
- (52) **U.S. Cl.**
USPC **D6/330**
- (58) **Field of Classification Search**
USPC D6/330, 335-338, 340, 349-355, 364, D6/366, 495, 376, 685, 691, 707.19, 709, D6/718.11, 344, 360, 716; 297/16.1, 39, 297/135, 158.3, 158, 175, 187, 195.1, 297/195.11, 423.1, 423.16, 445.1, 461, 297/462, 439, 70, 76, 423.25, 423.34, 297/423.36; 280/32.6, 32.5; 482/146, 482/148; D25/68, 69; D8/349; 248/210; 182/112, 120
CPC A47C 9/00; A47C 9/08; A47C 9/10; A47C 1/00; A47C 1/02; A47C 1/04; A47C 1/14; A47C 11/00; A47B 1/00
See application file for complete search history.

(56) **References Cited**

U.S. PATENT DOCUMENTS

| | | |
|-------------|---------|-----------------|
| 830,103 A | 9/1906 | Rundell |
| 1,529,498 A | 3/1925 | Novak |
| 2,225,696 A | 12/1940 | Holzderber |
| 2,318,416 A | 4/1958 | Peirce |
| 2,829,705 A | 4/1958 | Godshalk et al. |

| | | | |
|--------------|---------|------------------|----------------|
| 4,394,049 A | 7/1983 | Ward | |
| D273,996 S | 5/1984 | Rasler | |
| D282,043 S * | 1/1986 | Morin | D6/406.6 |
| 4,606,576 A | 8/1986 | Jones | |
| D287,074 S | 12/1986 | Ritchie | |
| D288,513 S | 3/1987 | Shelly | |
| D305,522 S | 1/1990 | Kohus | |
| D311,282 S | 10/1990 | Tooley | |
| 4,971,389 A | 11/1990 | Staggs | |
| 5,125,646 A | 6/1992 | Wilkinson | |
| D331,330 S | 12/1992 | Bennett et al. | |
| D346,310 S | 4/1994 | Schlesier et al. | |
| D351,738 S | 10/1994 | LaCombe | |
| D369,842 S | 5/1996 | Gvoich | |
| D376,481 S | 12/1996 | Bidwell et al. | |
| D387,623 S | 12/1997 | Brooks | |
| D396,566 S * | 8/1998 | Albrecht | D6/349 |
| D423,290 S | 4/2000 | Green | |
| D435,196 S | 12/2000 | Gregor et al. | |
| D463,039 S | 9/2002 | Tseng | |
| D510,485 S * | 10/2005 | Selby | D6/330 |

(Continued)

FOREIGN PATENT DOCUMENTS

GB 762869 12/1956
Primary Examiner — Abraham Bahta
 (74) *Attorney, Agent, or Firm* — Richard John Bartz

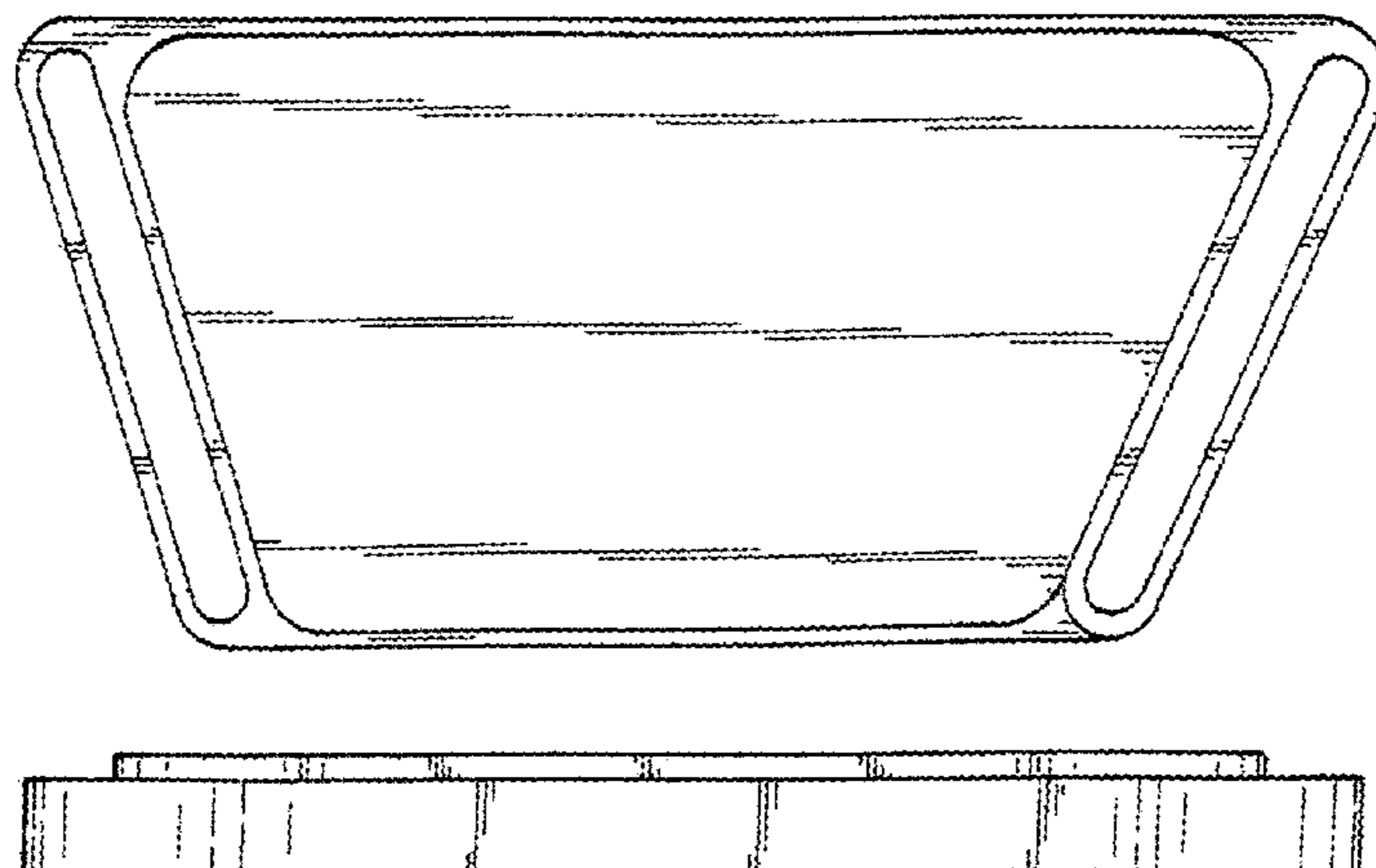
(57) **CLAIM**

The ornamental design for a kneeling platform, as shown and described.

DESCRIPTION

FIG. 1 is a top plan view of the kneeling platform showing my new design;
 FIG. 2 is a front view thereof;
 FIG. 3 is rear view thereof;
 FIG. 4 is a side view thereof;
 FIG. 5 is another side view thereof; and,
 FIG. 6 is a bottom view thereof.

1 Claim, 2 Drawing Sheets



(56)

References Cited

U.S. PATENT DOCUMENTS

| | | | | |
|--------------|----|---------|-----------------------------|---------|
| D510,699 | S | 10/2005 | Crain et al. | |
| D519,121 | S | * | 4/2006 Zamanian | D14/447 |
| D541,433 | S | | 4/2007 Wise | |
| D582,168 | S | * | 12/2008 Sandel | D6/349 |
| D612,160 | S | | 3/2010 Carino | |
| D616,669 | S | * | 6/2010 McMahon-Miller | D6/675 |
| D685,110 | S | | 6/2013 Lusin et al. | |
| D736,002 | S | * | 8/2015 Clark | D6/330 |
| D736,525 | S | * | 8/2015 Clark | D6/330 |
| 2004/0201268 | A1 | | 10/2004 Liao | |

* cited by examiner

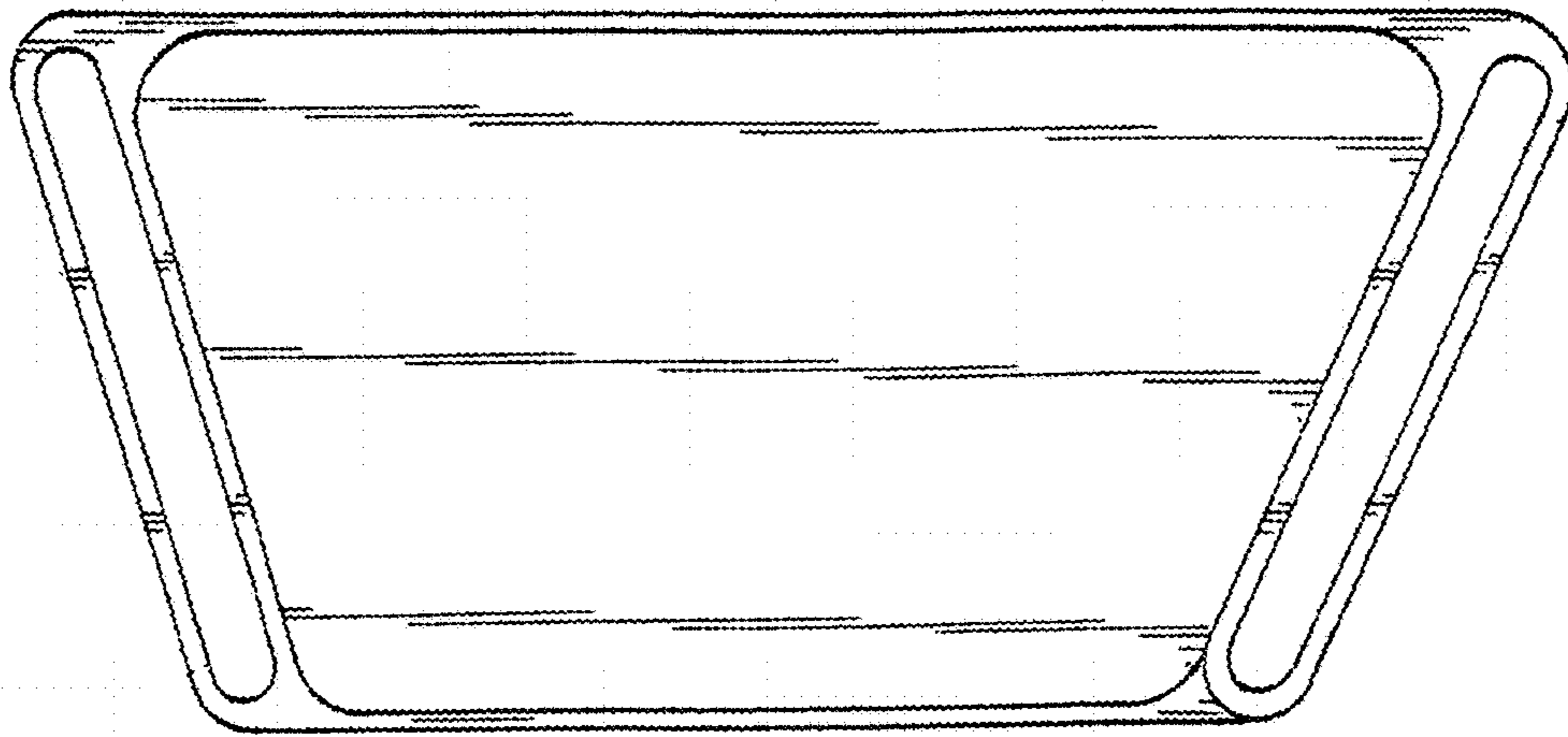


FIG. 1

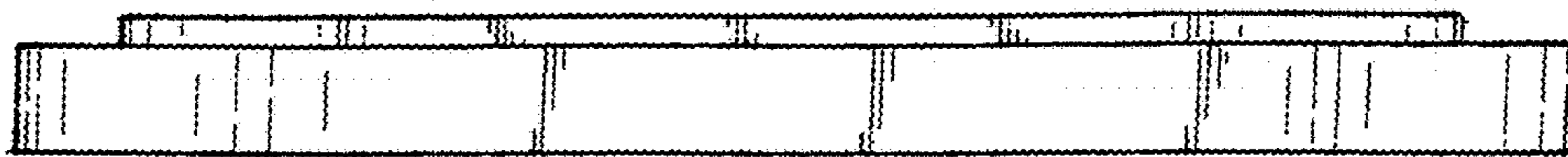


FIG. 2

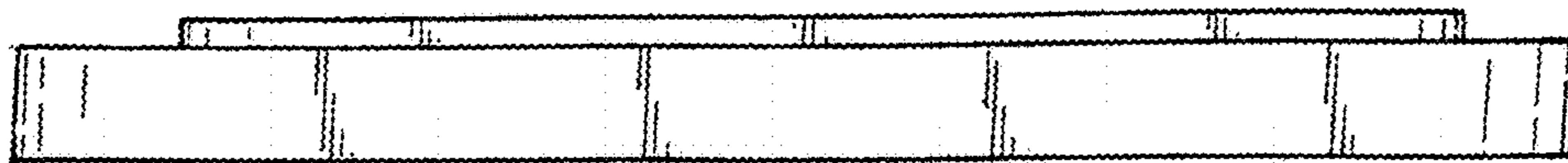


FIG. 3




FIG. 4




FIG. 5

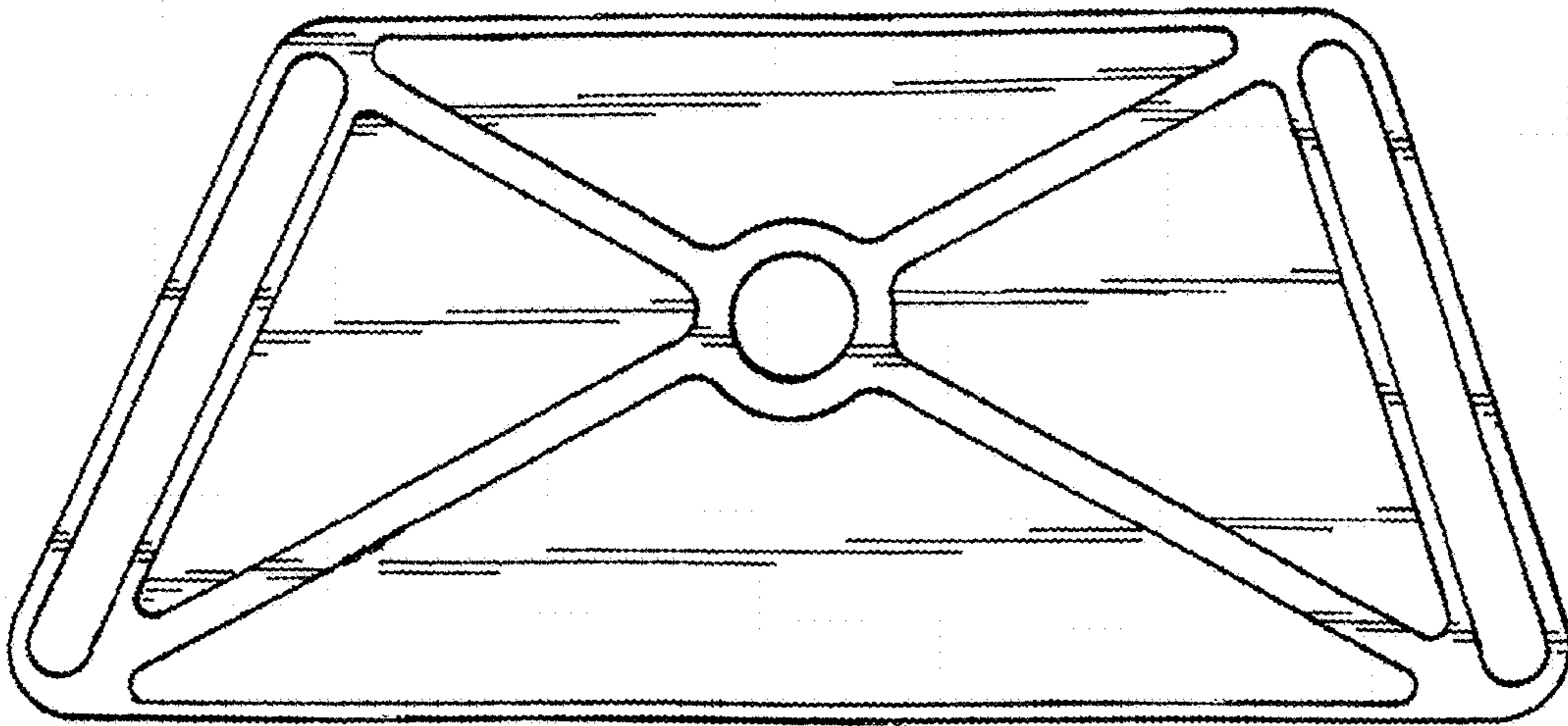


FIG. 6