



US00D812909S

(12) **United States Design Patent**  
**Morszeck**

(10) **Patent No.:** **US D812,909 S**  
(45) **Date of Patent:** **\*\* Mar. 20, 2018**

- (54) **SUITCASE**
- (71) Applicant: **RIMOWA GmbH**, Cologne (DE)
- (72) Inventor: **Dieter Morszeck**, Cologne (DE)
- (73) Assignee: **RIMOWA GmbH**, Cologne (DE)
- (\*\*) Term: **15 Years**
- (21) Appl. No.: **29/566,984**
- (22) Filed: **Jun. 3, 2016**

**Related U.S. Application Data**

- (62) Division of application No. 29/519,863, filed on Mar. 9, 2015, now Pat. No. Des. 788,460.

(30) **Foreign Application Priority Data**

Oct. 31, 2014 (EP) ..... 002569160

- (51) **LOC (11) Cl.** ..... **03-01**

- (52) **U.S. Cl.**  
USPC ..... **D3/279**

- (58) **Field of Classification Search**  
USPC ..... D3/273, 276, 279, 281, 282, 289, 291,  
D3/902, 272  
CPC ..... A45C 5/00; A45C 5/03; A45C 2005/037;  
A45C 5/14; A45C 7/0027; A45C 7/0018;  
A45C 2005/032; A45C 2005/035; A45C  
5/04  
See application file for complete search history.

(56) **References Cited**

**U.S. PATENT DOCUMENTS**

- D383,603 S \* 9/1997 Pedlar ..... D3/279
- D449,162 S \* 10/2001 Sijmons ..... D3/279
- D644,436 S \* 9/2011 Buller ..... D3/279
- D714,057 S \* 9/2014 Hou ..... D3/279
- D720,928 S \* 1/2015 Roncato ..... D3/279
- D767,893 S \* 10/2016 Diz ..... D3/279

- 2011/0186396 A1\* 8/2011 Sheikh ..... A45C 13/10  
190/111
- 2015/0107949 A1\* 4/2015 McDonald ..... A47C 27/081  
190/2
- 2016/0113366 A1\* 4/2016 Sijmons ..... A45C 5/14  
190/124
- 2016/0286912 A1\* 10/2016 Morszeck ..... A45C 5/03
- 2016/0286914 A1\* 10/2016 Hillaert ..... A45C 13/00
- 2016/0307480 A1\* 10/2016 Carlus ..... G06F 3/147
- 2016/0366995 A1\* 12/2016 Yeh ..... A45C 5/03

\* cited by examiner

*Primary Examiner* — Jennifer Rivard

*Assistant Examiner* — April Rivas

(74) *Attorney, Agent, or Firm* — Maier & Maier, PLLC


(57) **CLAIM**

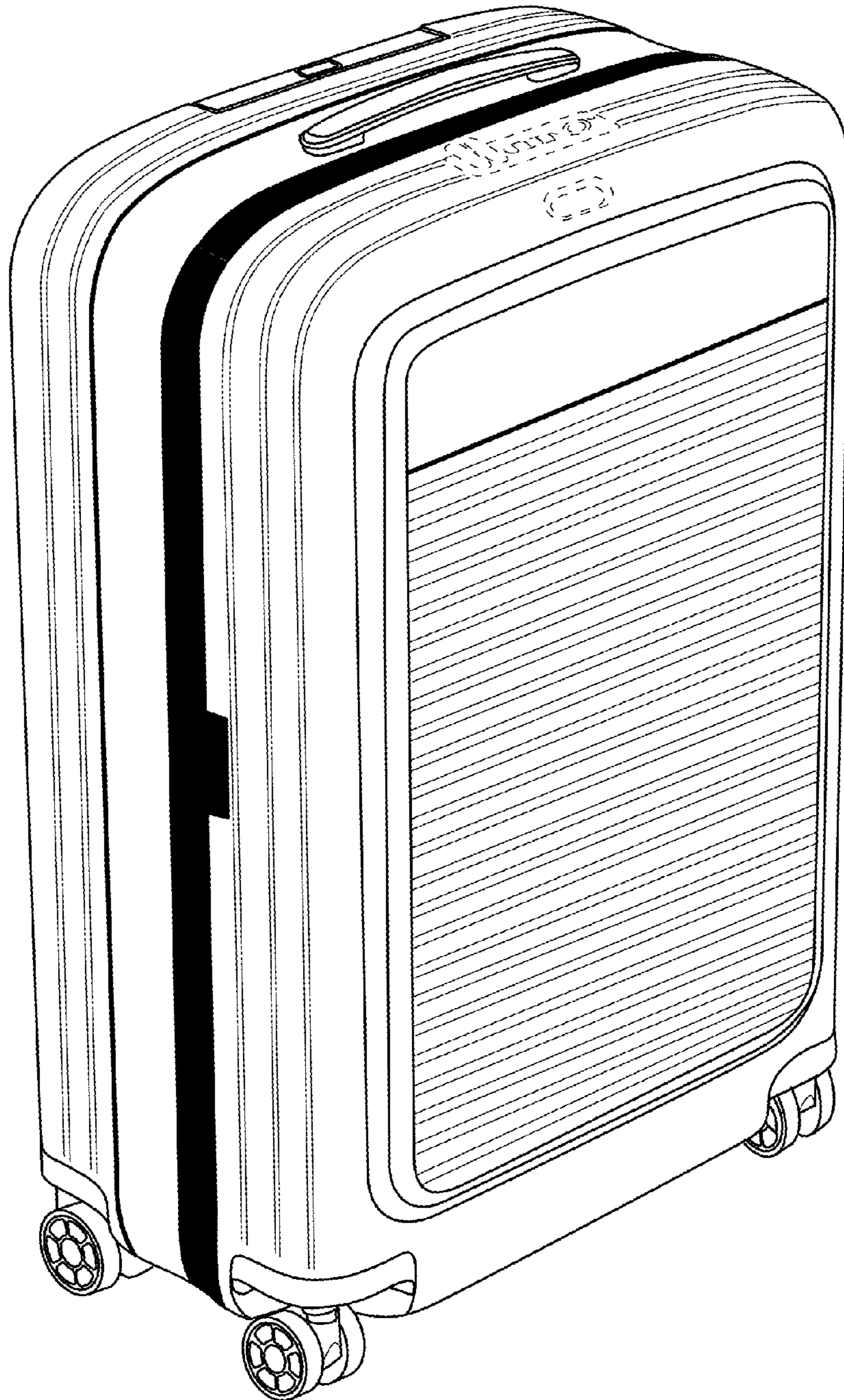
The ornamental design for a suitcase, as shown and described.

**DESCRIPTION**


FIG. 1 is a front left perspective view of a first embodiment of a suitcase;  
 FIG. 2 is a front view thereof;  
 FIG. 3 is a rear view thereof;  
 FIG. 4 is a right side view thereof;  
 FIG. 5 is a left side view thereof;  
 FIG. 6 is a top view thereof;  
 FIG. 7 is a bottom view thereof;  
 FIG. 8 is a front left perspective view of a second embodiment of a suitcase;  
 FIG. 9 is a front view thereof;  
 FIG. 10 is a rear view thereof;  
 FIG. 11 is a right side view thereof;  
 FIG. 12 is a left side view thereof;  
 FIG. 13 is a top view thereof; and,  
 FIG. 14 is a bottom view thereof.  
 The solid black portions of the suitcase represent a color contrast.

**1 Claim, 12 Drawing Sheets**





*Fig. 1*



*Fig. 2*



*Fig. 3*


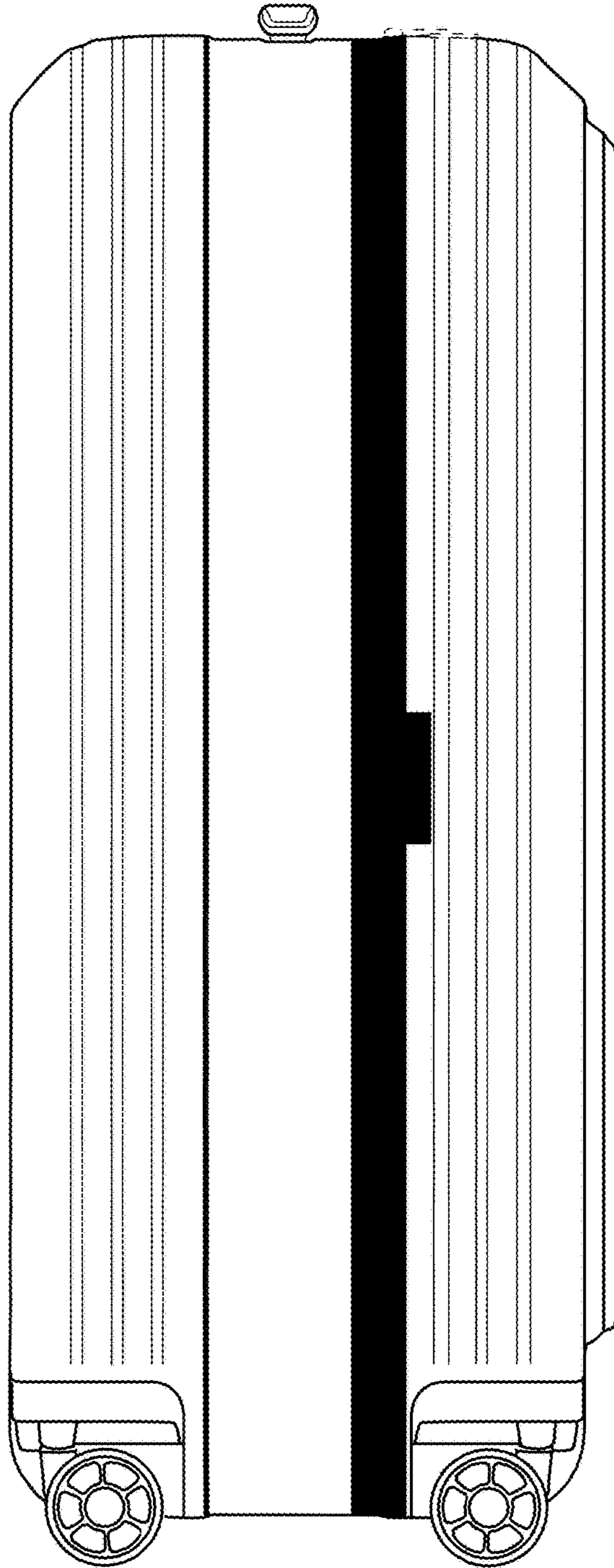


Fig. 4



*Fig. 5*

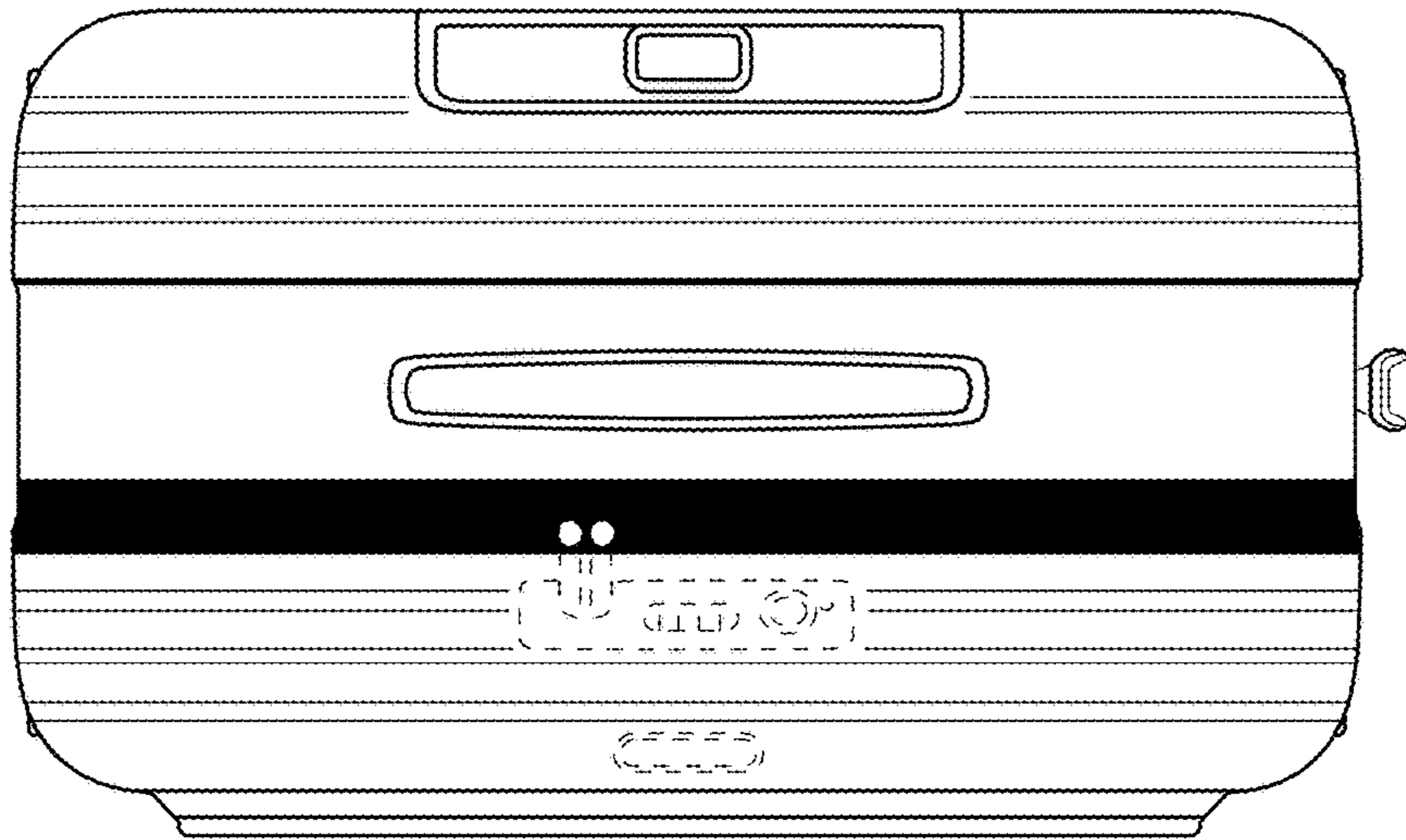


Fig. 6

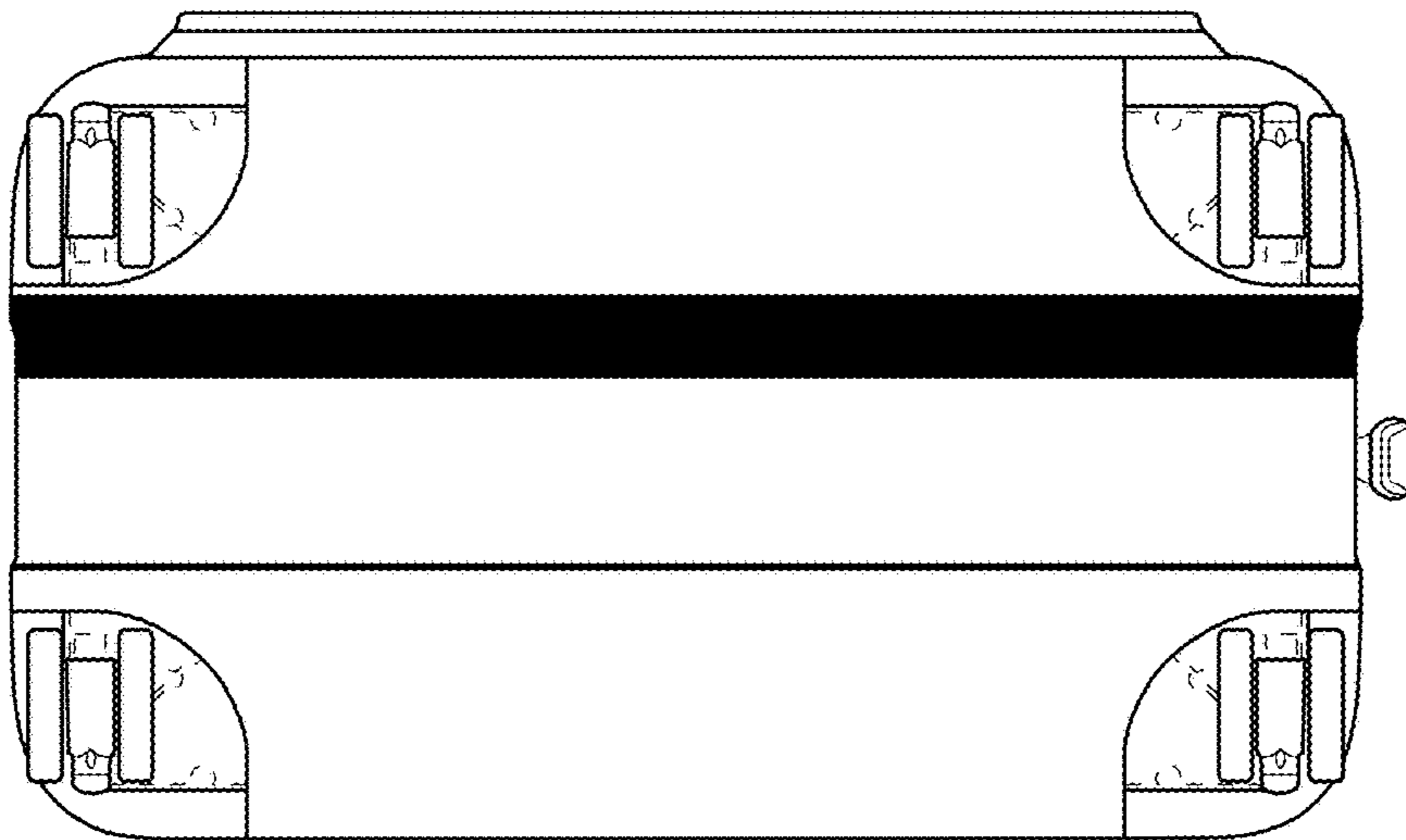
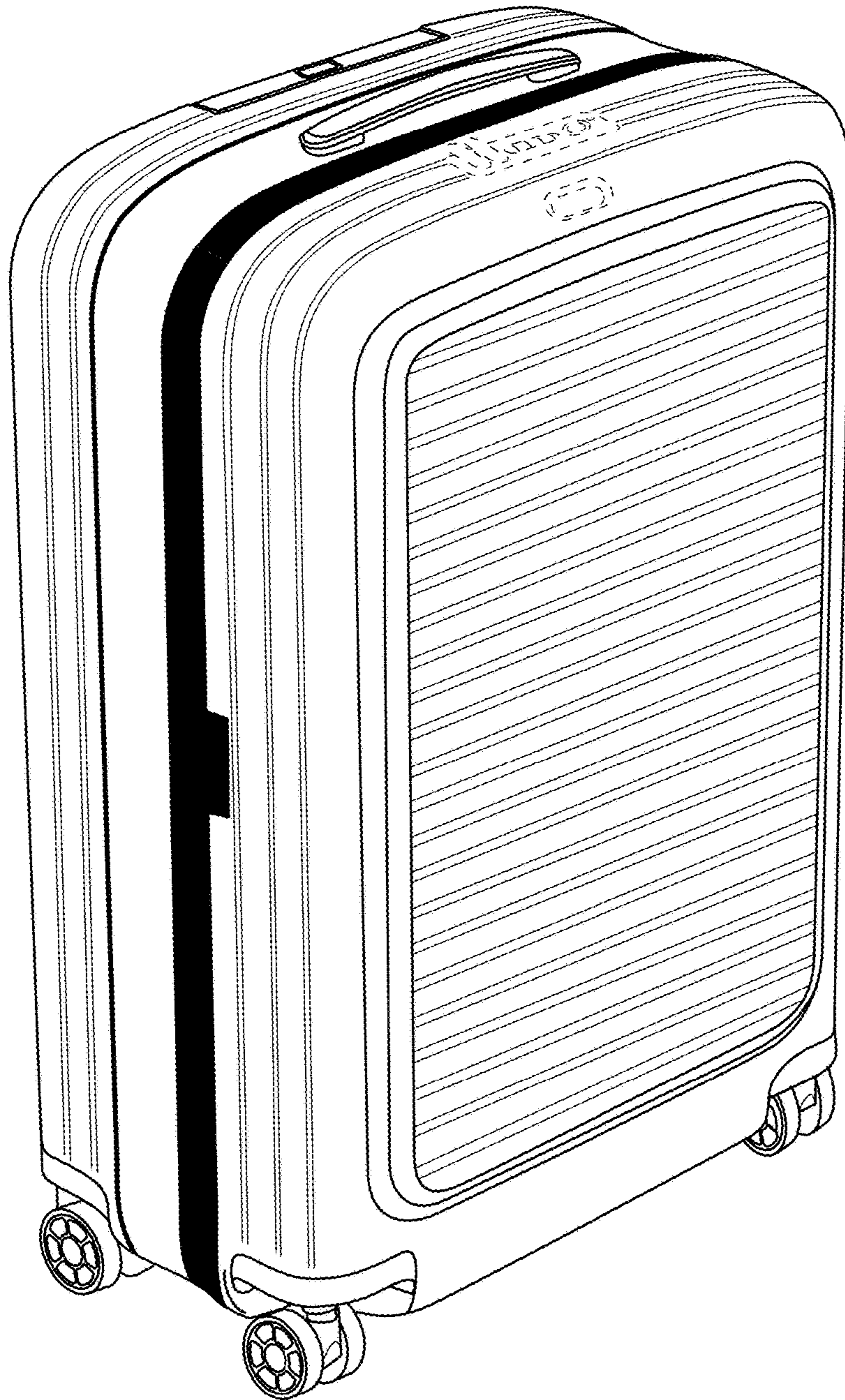


Fig. 7



*Fig. 8*

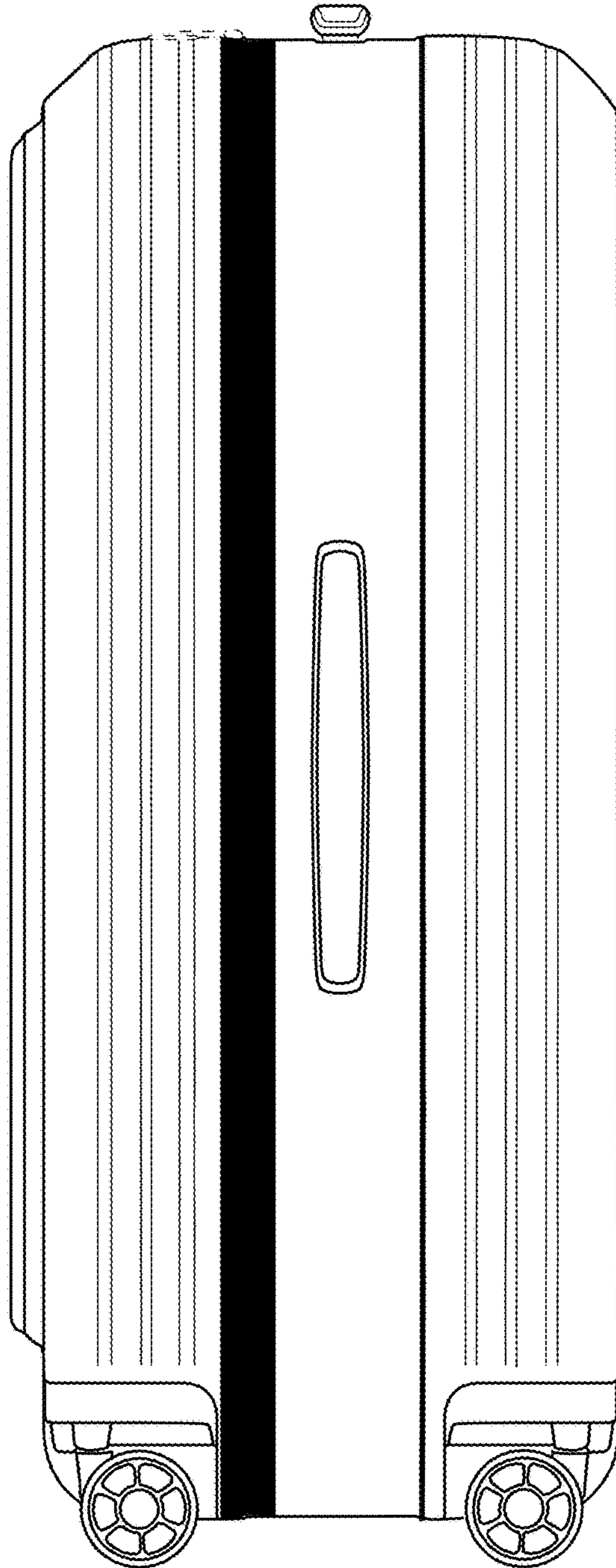




Fig. 9



Fig. 10



*Fig. 11*

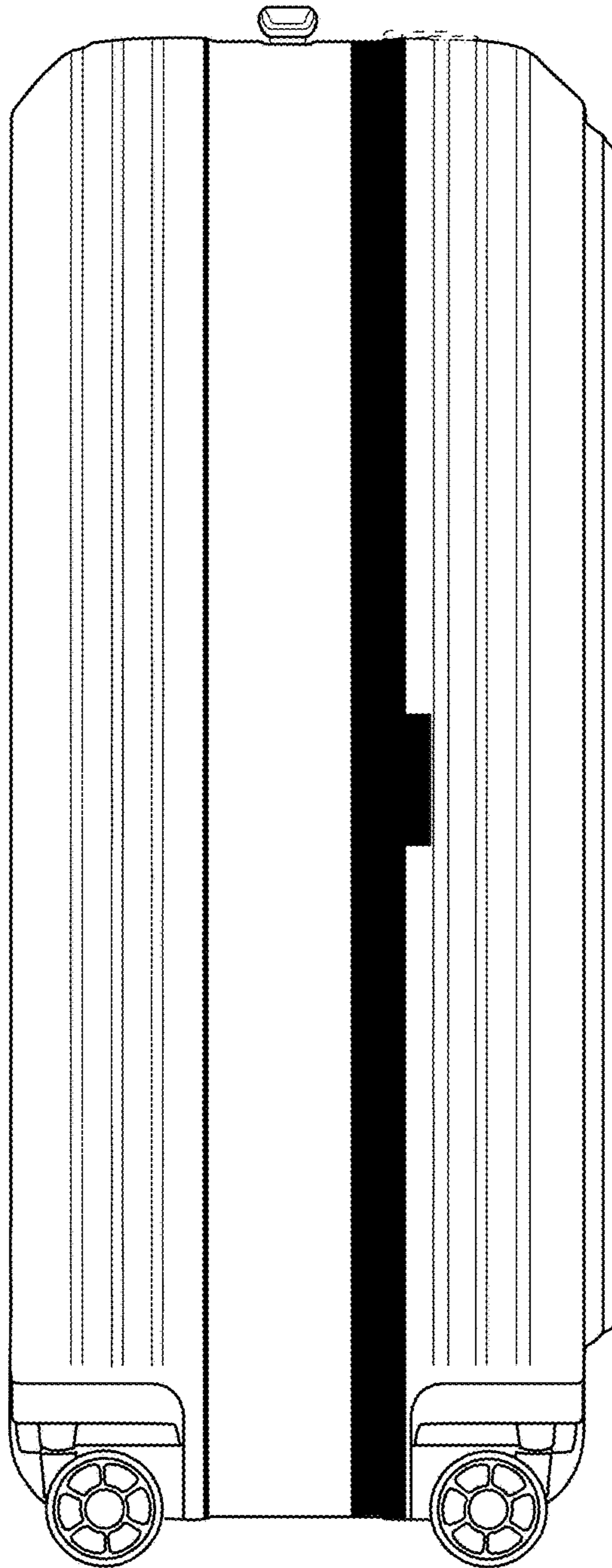


Fig. 12

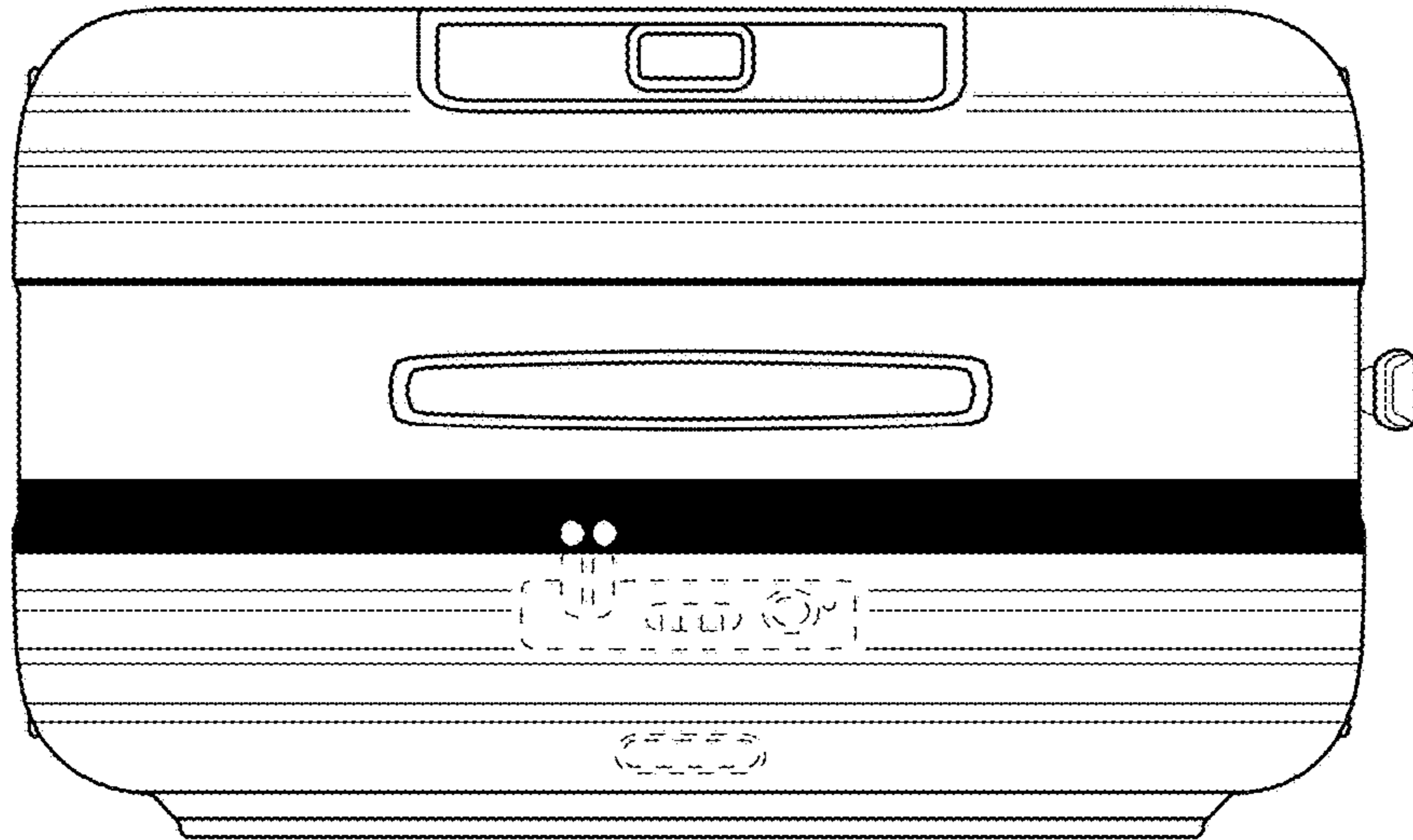


Fig. 13

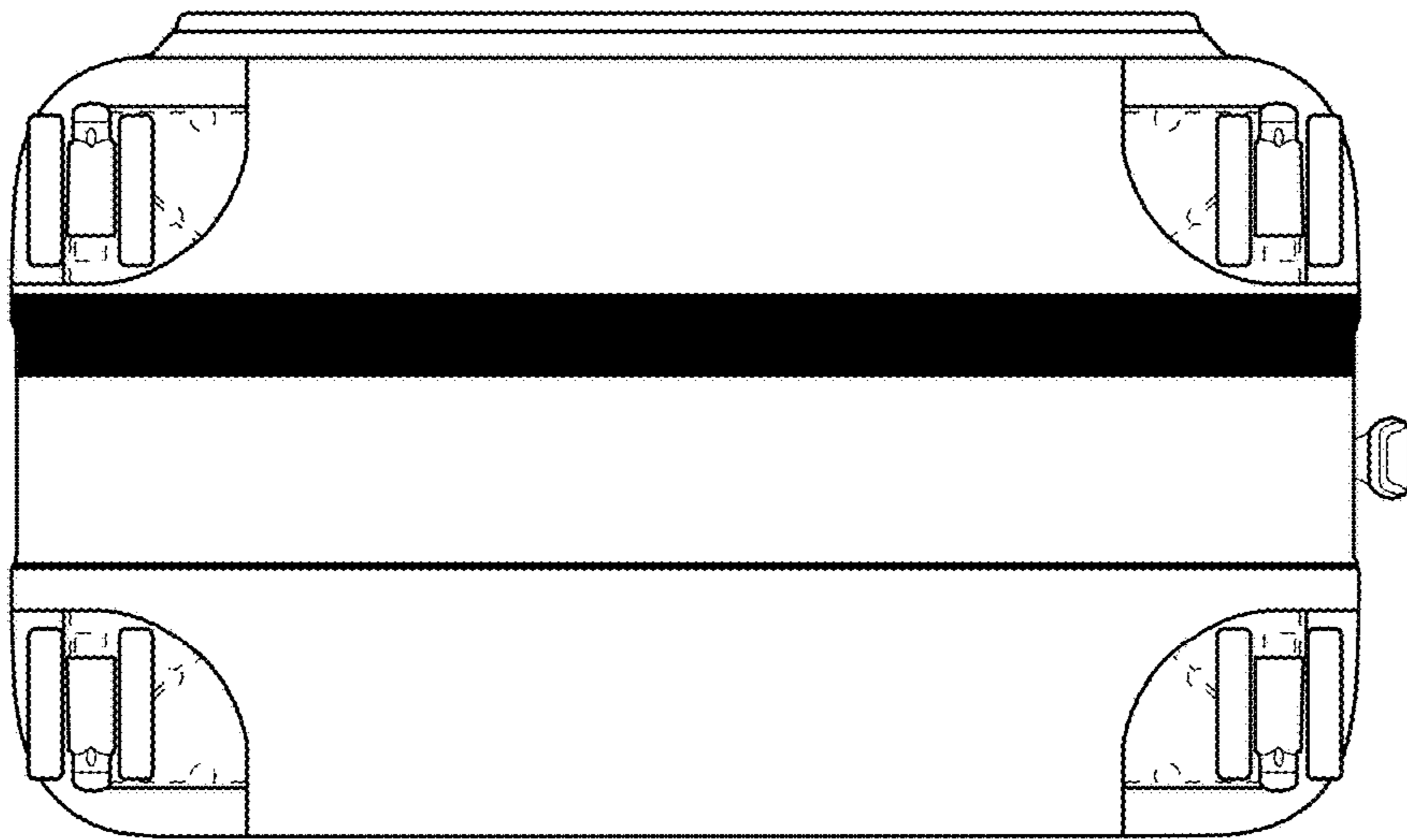


Fig. 14