



US00D812902S

(12) **United States Design Patent**
Derusha

(10) **Patent No.:** **US D812,902 S**
(45) **Date of Patent:** **** Mar. 20, 2018**

(54) **BAG**

- (71) Applicant: **Joseph Derusha**, Sherman Oaks, CA (US)
- (72) Inventor: **Joseph Derusha**, Sherman Oaks, CA (US)
- (**) Term: **15 Years**
- (21) Appl. No.: **29/561,290**
- (22) Filed: **Apr. 14, 2016**

Related U.S. Application Data

- (62) Division of application No. 29/483,249, filed on Feb. 26, 2014, now Pat. No. Des. 757,425.
- (51) **LOC (11) Cl.** **03-01**
- (52) **U.S. Cl.**
USPC **D3/232**
- (58) **Field of Classification Search**
USPC D3/232-233, 240-243, 245-246
CPC A45C 1/024; A45C 3/08
See application file for complete search history.

(56) **References Cited**

U.S. PATENT DOCUMENTS

D115,548 S *	7/1939	Goldsmith	D3/240
D131,189 S *	1/1942	Lewis	D3/240
D137,556 S	3/1944	Meyers		
D596,849 S	7/2009	Billauer		
D663,117 S	7/2012	Schiffman		
D665,575 S	8/2012	Bouskill		
D712,138 S	9/2014	Kao		
D715,540 S *	10/2014	Ghisellini	D3/232
D757,425 S *	5/2016	Derusha	D3/232
D774,299 S	12/2016	Anderson		

FOREIGN PATENT DOCUMENTS

WO 2015130972 A2 9/2015

OTHER PUBLICATIONS

International Search Report and Written Opinion of related PCT Application PCT/US2015/017931 dated Jun. 19, 2015.
 International Preliminary Report on Patentability of related PCT Application PCT/US2015/017931, dated Aug. 30, 2016.
 Origami Sonobe Cute Charms timelapse. Uploaded by SecretPsychoRo, Mar. 15, 2015. Retrieved from Internet: <http://www.youtube.com/watch?v=YCMwKbvRkoQ> on Apr. 30, 2015.
 Paper N Pearlz. Diamond Earrings. Retrieved from Internet: <http://paperpearlz.com/origami/diamond-earrings/> Mar. 30, 2010.
 Releve Design, "How to Make Small Octahedral Origami Accessories." Retrieved from Internet: <http://www.relevedesign.com/how-to-make-origami-accessories/> Dec. 29, 2011.

* cited by examiner

Primary Examiner — Holly H Baynham
(74) Attorney, Agent, or Firm — Stephen W. Chen; Nixon Peabody LLP

(57) **CLAIM**

The ornamental design for a bag, as shown.

DESCRIPTION

FIG. 1 is a front perspective view of a bag showing my design;
 FIG. 2 is a front perspective, open configuration, thereof.
 FIG. 3 is a front view thereof.
 FIG. 4 is a rear view thereof.
 FIG. 5 is a top view of the first embodiment.
 FIG. 6 is a bottom view of the first embodiment.
 FIG. 7 is a left side view of the first embodiment; and,
 FIG. 8 is a right side view of the first embodiment.
 The broken lines in the drawings depict environmental subject matter only and form no part of the claimed design.

1 Claim, 5 Drawing Sheets

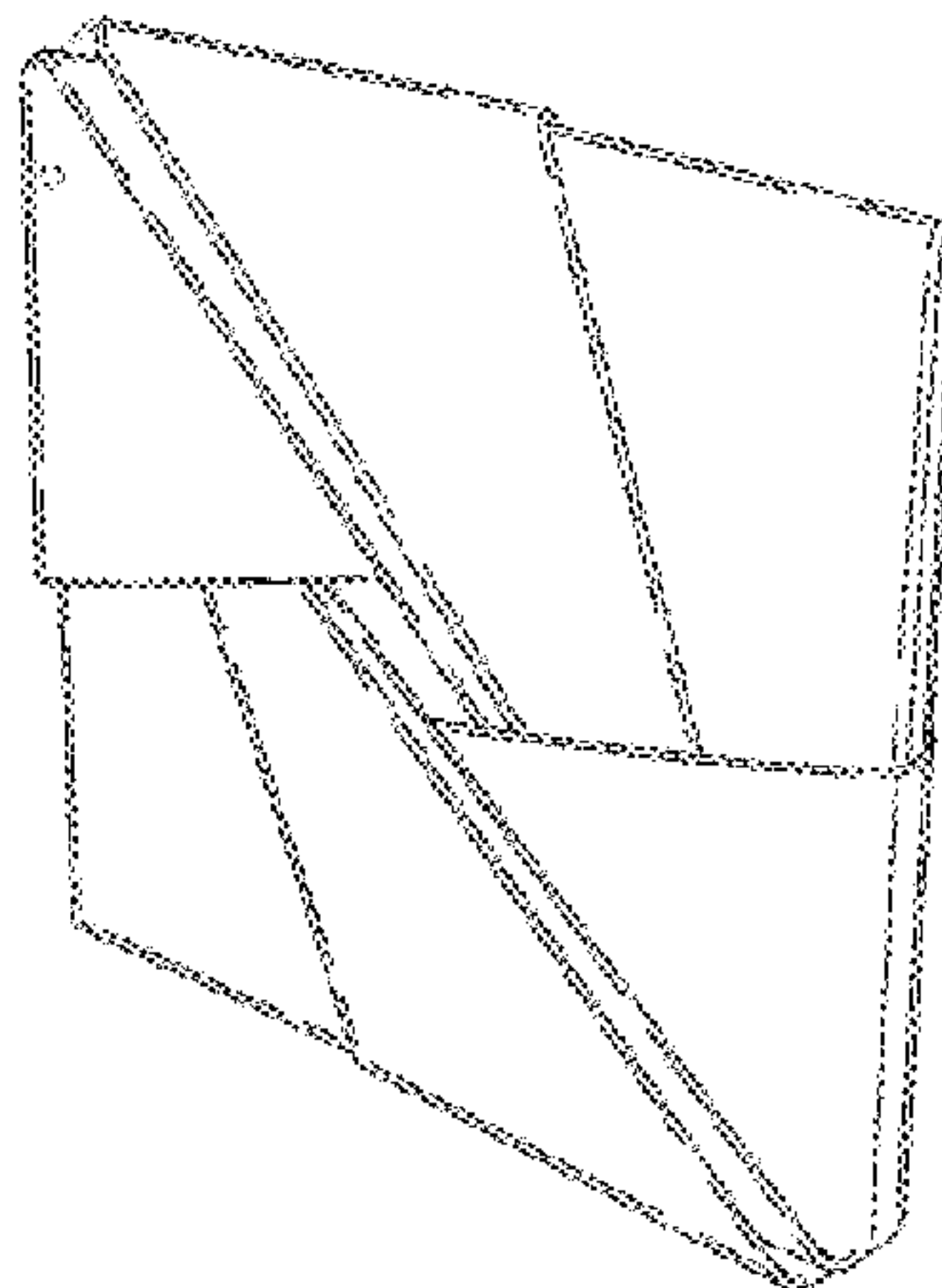


FIG. 1

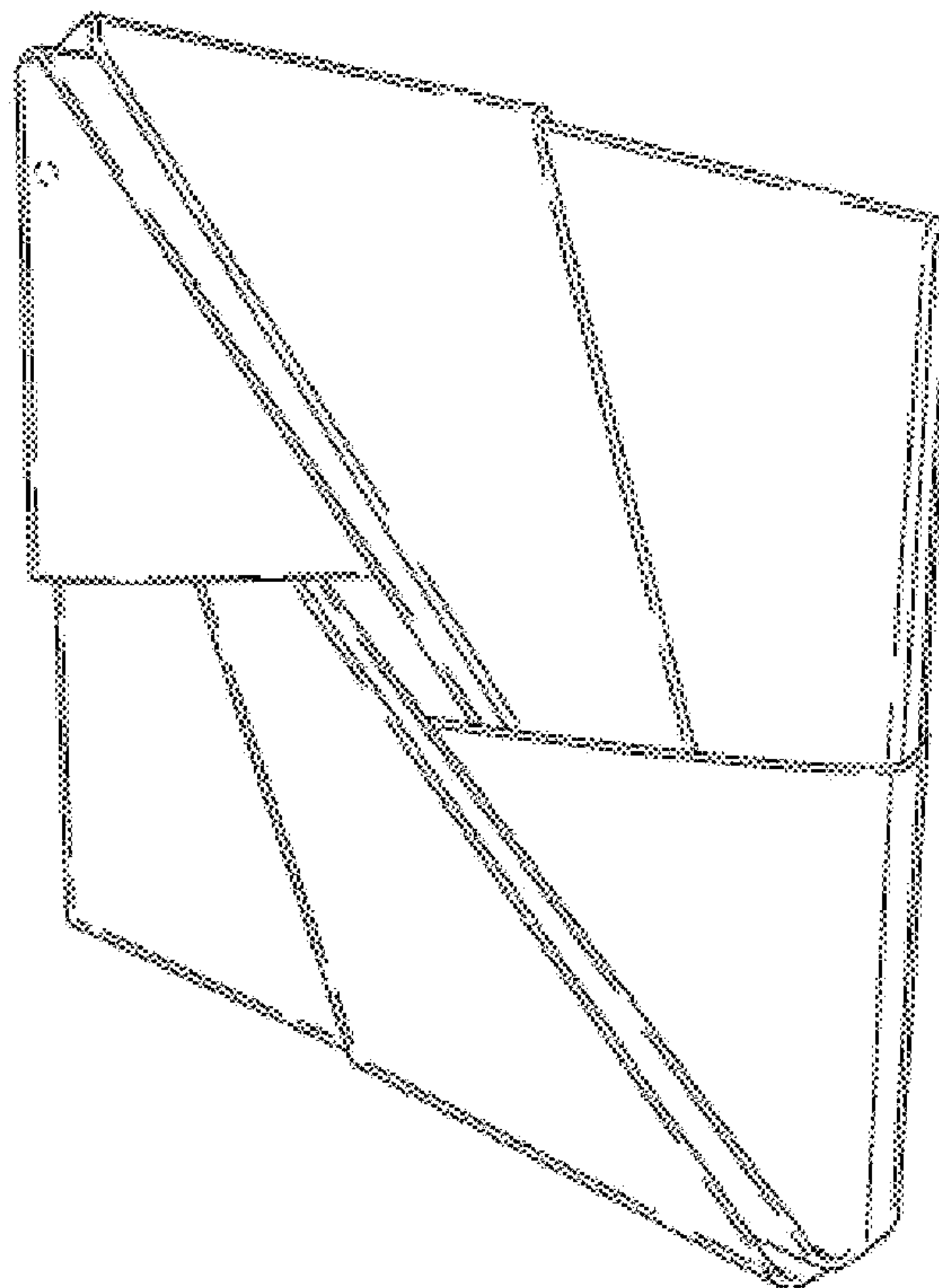


FIG. 2

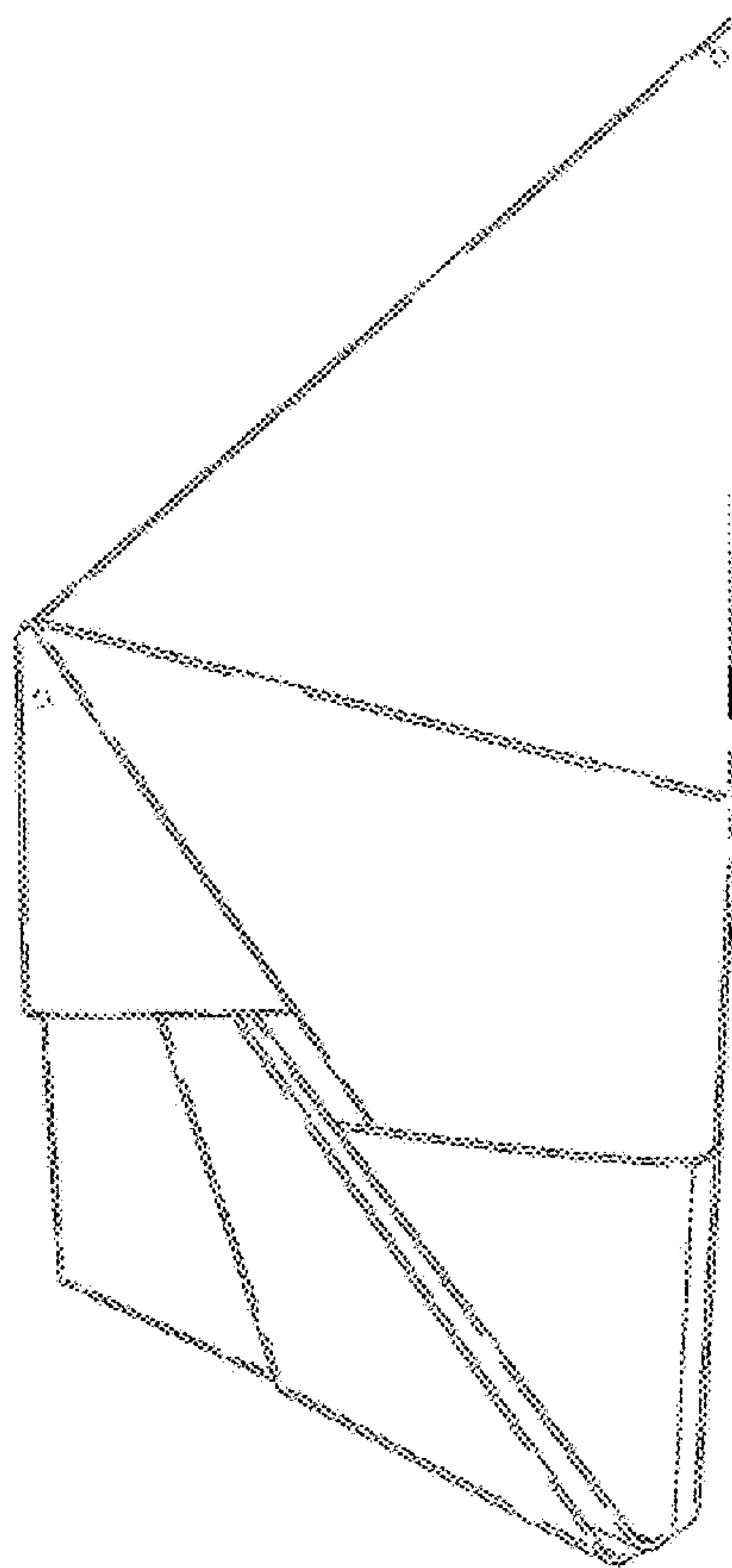


FIG. 3

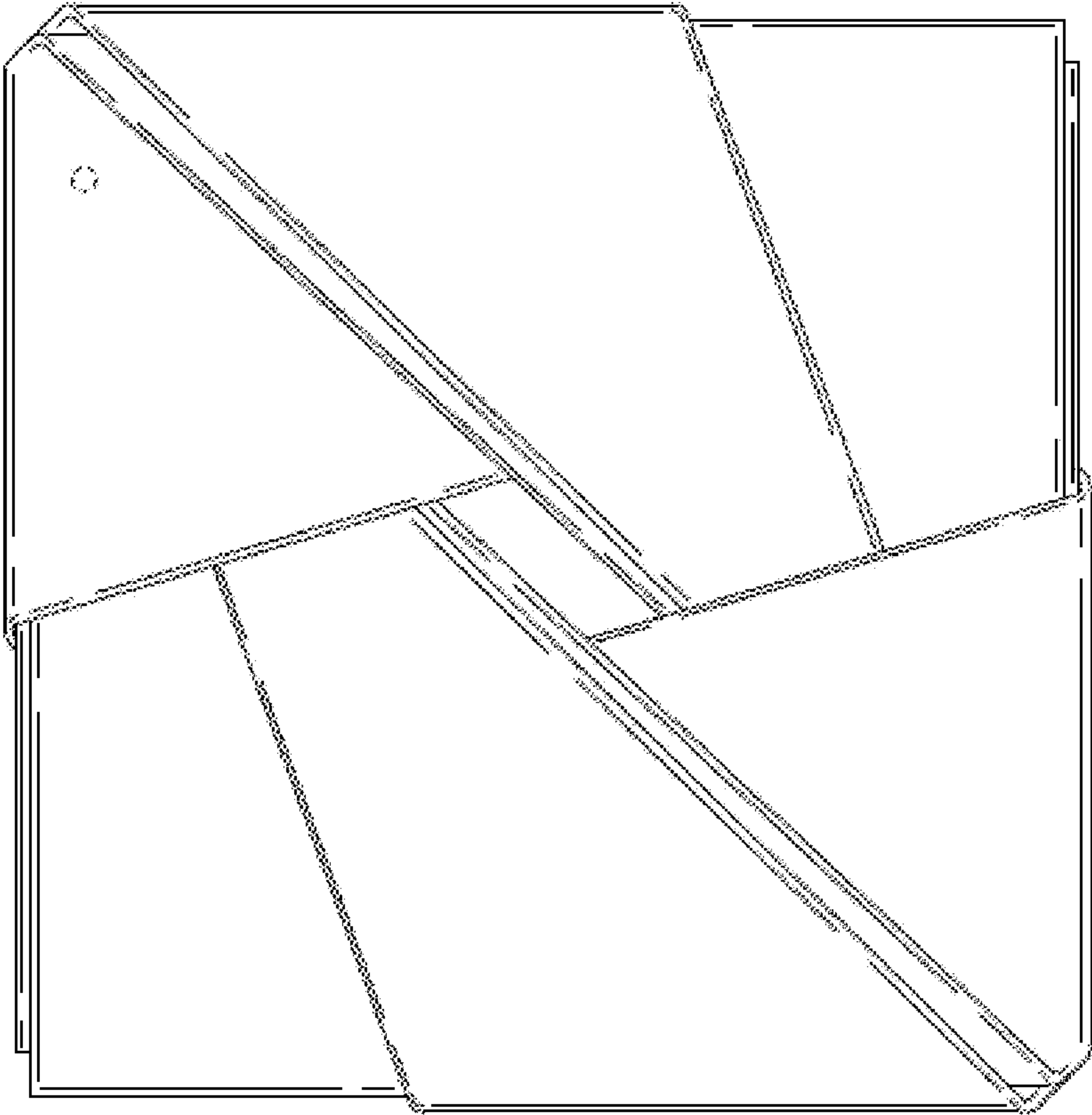


FIG. 4

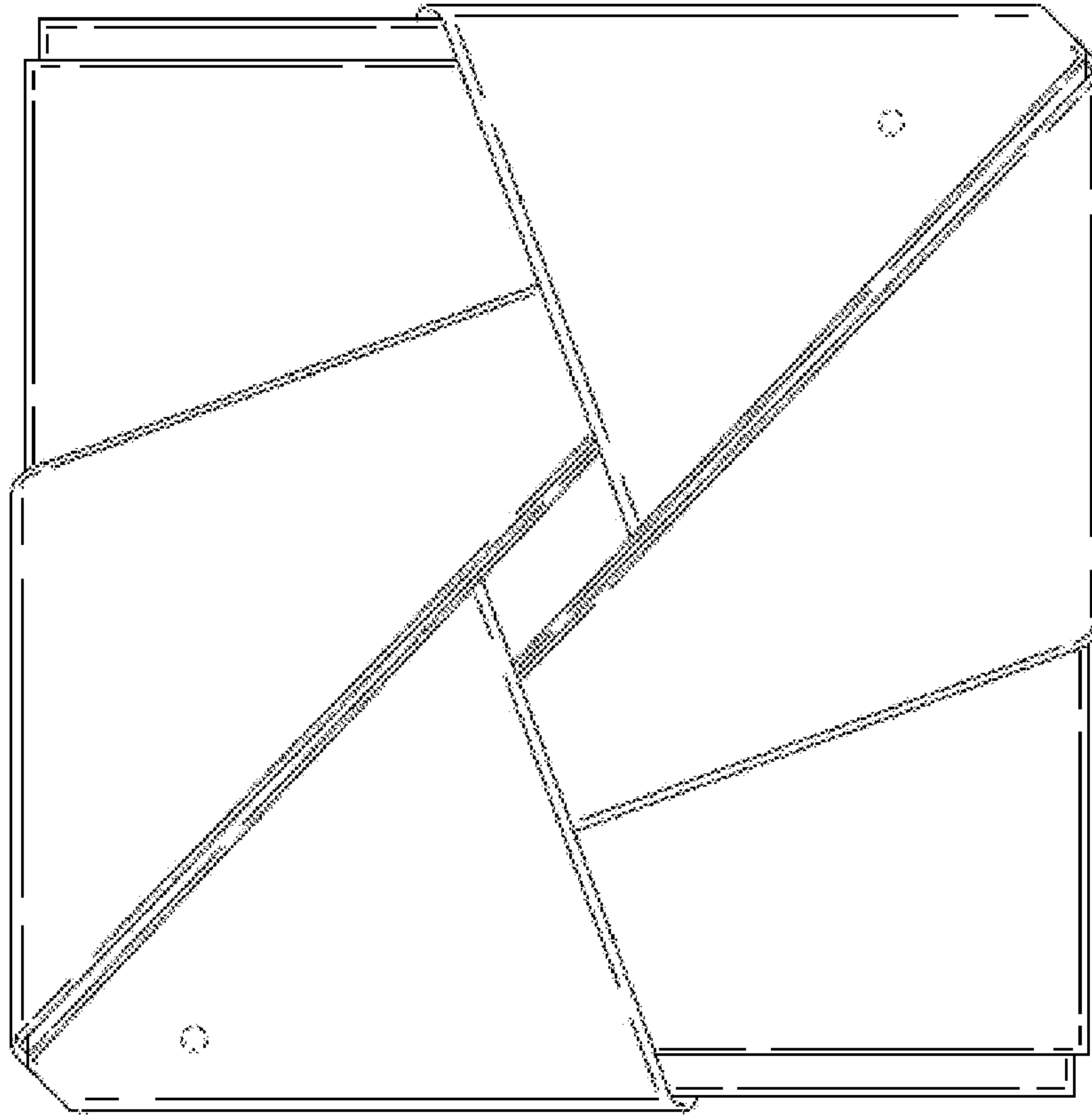


FIG. 5




FIG. 6




FIG. 7

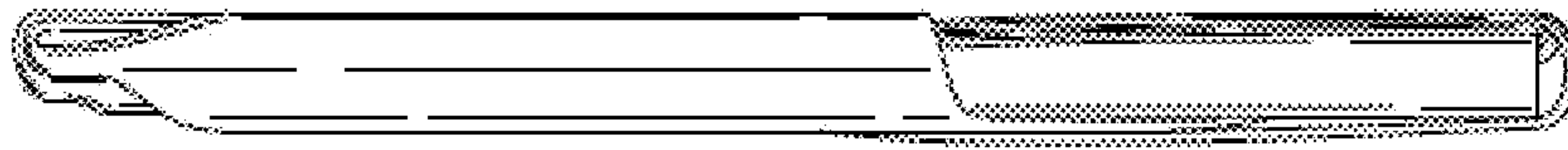


FIG. 8

