



US00D812869S

(12) **United States Design Patent**
Castilho De Brito

(10) **Patent No.:** **US D812,869 S**

(45) **Date of Patent:** **** Mar. 20, 2018**

(54) **SHOE**

(71) Applicant: **GRENDENE S.A.**, Sobral (BR)

(72) Inventor: **Robson Castilho De Brito**, Caxias do Sul (BR)

(73) Assignee: **GRENDENE S.A.**, Sobral, CE (BR)

(**) Term: **15 Years**

(21) Appl. No.: **29/570,573**

(22) Filed: **Jul. 8, 2016**

(51) **LOC (11) Cl.** **02-04**

(52) **U.S. Cl.**
USPC **D2/941**

(58) **Field of Classification Search**
USPC D2/896, 919, 925-942, 969, 971
CPC A43B 21/00; A43B 21/02; A43B 21/06;
A43B 9/14; A43B 1/0045; A43B 13/10;
A43B 13/12; A43B 23/06; A43B 23/07;
A43B 1/0036; A43B 5/12
See application file for complete search history.

(56) **References Cited**

U.S. PATENT DOCUMENTS

D31,422 S *	8/1899	Kingsland	36/11.5
D90,203 S *	6/1933	Miller	D2/941
D90,545 S *	8/1933	Miller	D2/941
D90,628 S *	9/1933	Miller	D2/941
D90,629 S *	9/1933	Miller	D2/937

D91,681 S *	3/1934	Miller	D2/941
D92,759 S *	7/1934	Miller	D2/941
D93,962 S *	12/1934	Miller	D2/941
D522,726 S *	6/2006	Choi	D2/971
D668,849 S *	10/2012	Pozzi	D2/925
D702,027 S *	4/2014	Campbell	D2/925
D767,860 S *	10/2016	Li	D2/939

* cited by examiner

Primary Examiner — Dominic V Simone

(74) *Attorney, Agent, or Firm* — Hauptman Ham, LLP

(57) **CLAIM**

The ornamental design for a shoe, as shown and described.

DESCRIPTION

FIG. 1 is a perspective view of a shoe showing my new design;
 FIG. 2 is a medial side elevational view thereof;
 FIG. 3 is a lateral side elevational view thereof;
 FIG. 4 is a top plan view thereof;
 FIG. 5 is a bottom plan view thereof;
 FIG. 6 is a front elevational view thereof;
 FIG. 7 is a rear elevational view thereof;
 FIG. 8 is a perspective view of a second embodiment of FIG. 1;
 FIG. 9 is a medial side elevational view of FIG. 8;
 FIG. 10 is a lateral side elevational view of FIG. 8;
 FIG. 11 is a top plan view of FIG. 8;
 FIG. 12 is a bottom plan view of FIG. 8;
 FIG. 13 is a front elevational view of FIG. 8; and,
 FIG. 14 is a rear elevational view of FIG. 8.

1 Claim, 14 Drawing Sheets





FIG. 1




FIG. 2




FIG. 3




FIG. 4




FIG. 5



FIG. 6



FIG. 7



FIG. 8




FIG. 9




FIG. 10



FIG. 11




FIG. 12



FIG. 13




FIG. 14