



US00D812865S

(12) **United States Design Patent**  
**Dowd et al.**

(10) **Patent No.:** **US D812,865 S**  
(45) **Date of Patent:** **\*\* Mar. 20, 2018**

- (54) **BOOT**
- (71) Applicant: **LaCrosse Footwear, Inc.**, Portland, OR (US)
- (72) Inventors: **Kyle S. Dowd**, Fishers, IN (US); **Ryan James Foust**, Portland, OR (US)
- (73) Assignee: **LaCrosse Footwear, Inc.**, Portland, OR (US)
- (\*\*) Term: **15 Years**
- (21) Appl. No.: **29/595,894**
- (22) Filed: **Mar. 2, 2017**

D106,649 S *	10/1937	Casey	.....	D2/905
D133,632 S *	9/1942	Bingham	.....	D2/911
D236,665 S *	9/1975	Massacré	.....	D2/911
D238,910 S *	2/1976	Persson et al.	.....	D2/910
D239,341 S *	3/1976	Heekel	.....	D2/911
D657,948 S *	4/2012	Spring	.....	D2/911
D701,374 S *	3/2014	Feller	.....	D2/911
D701,381 S *	3/2014	Spring	.....	D2/911
D712,638 S *	9/2014	Barker	.....	D2/910
D723,259 S *	3/2015	Norwood	.....	D2/910
D730,024 S *	5/2015	McCusker-Short	.....	D2/911
D734,604 S *	7/2015	Doyle	.....	D2/906
D747,078 S *	1/2016	Feller	.....	D2/910
D770,157 S *	11/2016	McClaskie	.....	D2/970
D772,548 S *	11/2016	Radabaugh	.....	D2/910
D781,030 S *	3/2017	Foust	.....	D2/910
D781,031 S *	3/2017	Dowd	.....	D2/911

\* cited by examiner

**Related U.S. Application Data**

- (63) Continuation of application No. 29/558,635, filed on Mar. 18, 2016, now Pat. No. Des. 781,031.
- (51) **LOC (11) Cl.** ..... **02-04**
- (52) **U.S. Cl.**  
USPC ..... **D2/911**
- (58) **Field of Classification Search**  
USPC ..... D2/909-915, 969, 970  
CPC ..... A43B 1/0054; A43B 1/0063; A43B 1/10;  
A43B 1/12; A43B 3/02; A43B 3/08  
See application file for complete search history.

*Primary Examiner* — Susan Bennett Hattan  
*Assistant Examiner* — Jennifer M Campbell  
(74) *Attorney, Agent, or Firm* — Perkins Coie LLP

(57) **CLAIM**

The ornamental design for the boot, as shown and described.

**DESCRIPTION**

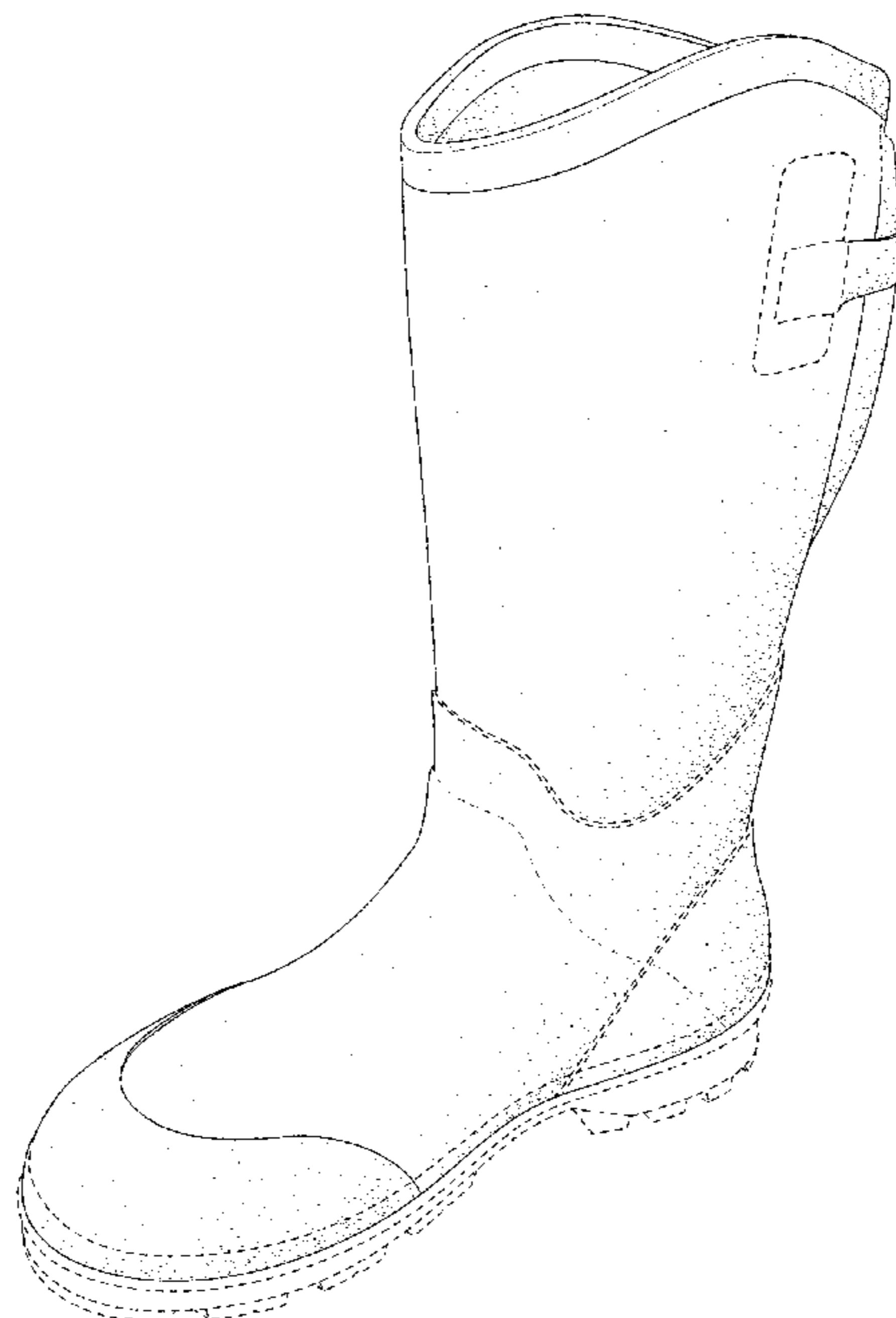
FIG. 1 is an isometric view of a boot showing our new design.  
FIG. 2 is a front elevational view thereof.  
FIG. 3 is a rear elevational view thereof.  
FIG. 4 is a right-side elevational view thereof.  
FIG. 5 is a left-side elevational view thereof.  
FIG. 6 is a top plan view thereof; and,  
FIG. 7 is a bottom plan view thereof.  
The broken lines in the drawings depict parts of the boot that form no part of the claimed design.

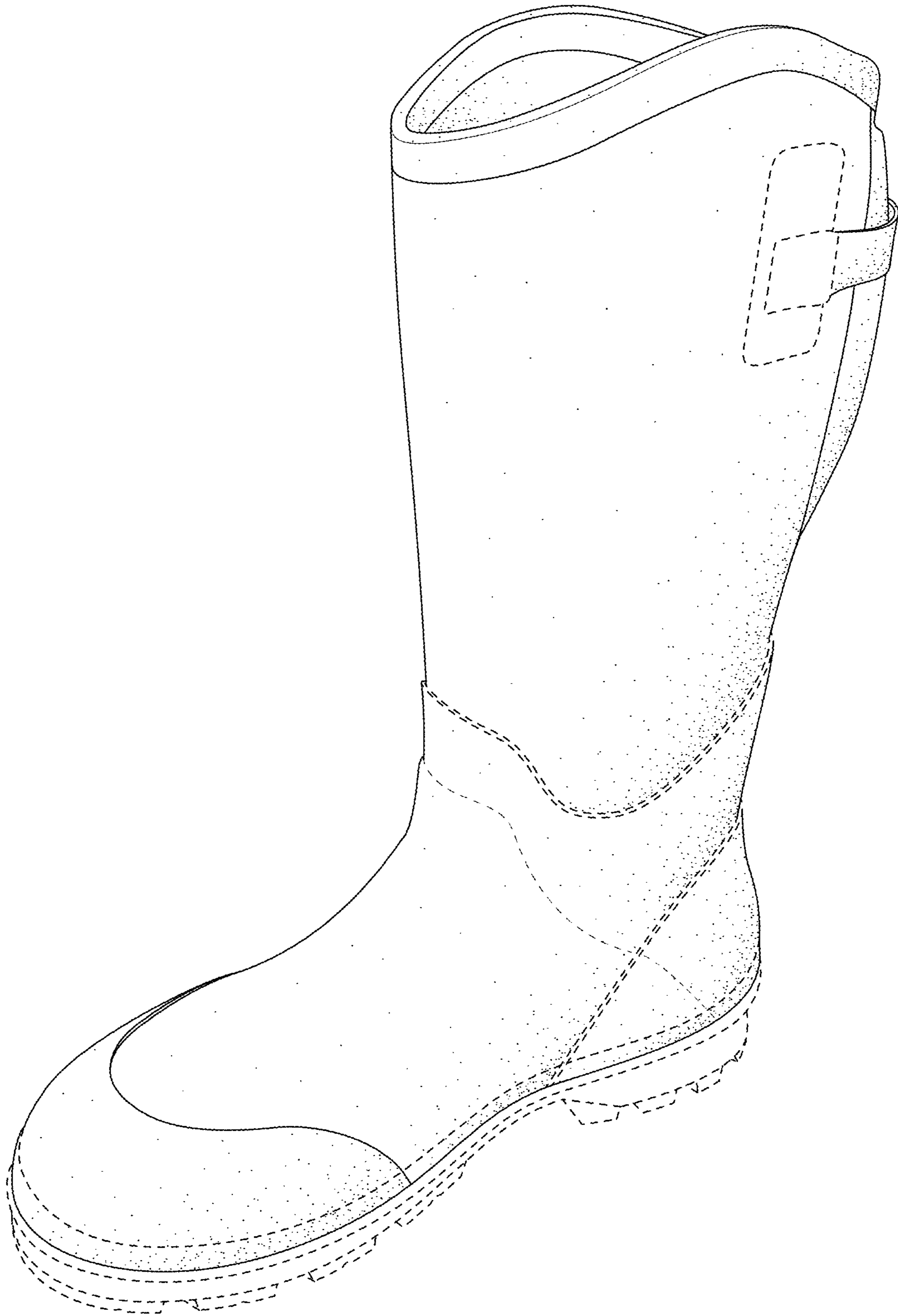
(56) **References Cited**

**U.S. PATENT DOCUMENTS**

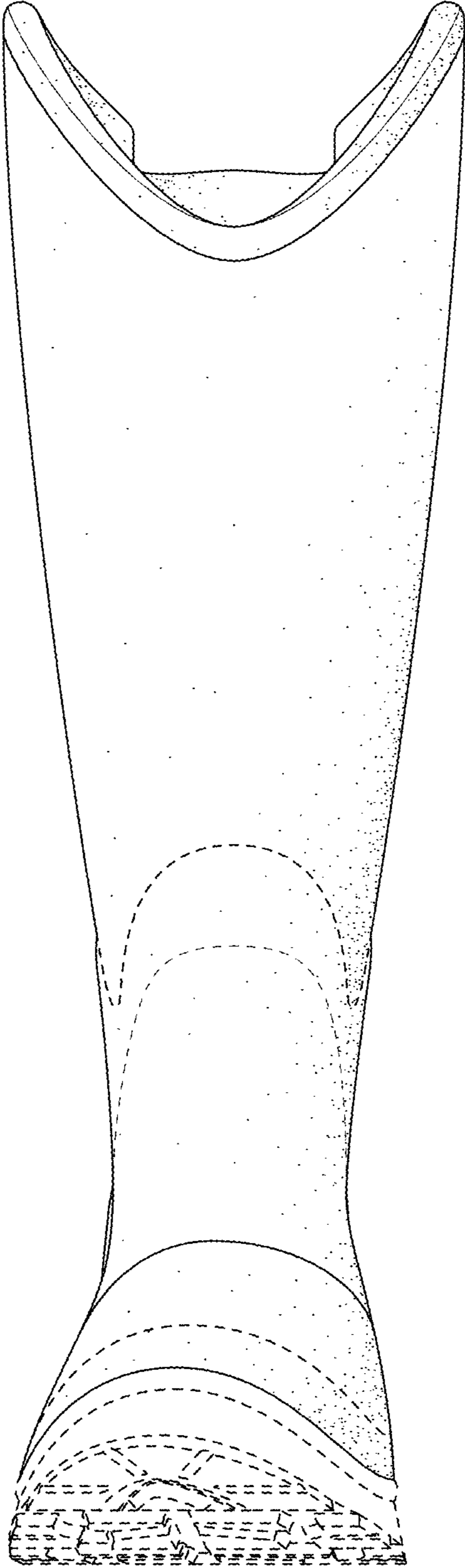
342,806 A *	6/1886	Moor	.....	A43C 1/00
				36/50.1
1,154,109 A *	9/1915	Flannigan	.....	A43C 1/00
				36/50.1
D67,571 S *	6/1925	Blair	.....	D2/911

**1 Claim, 7 Drawing Sheets**

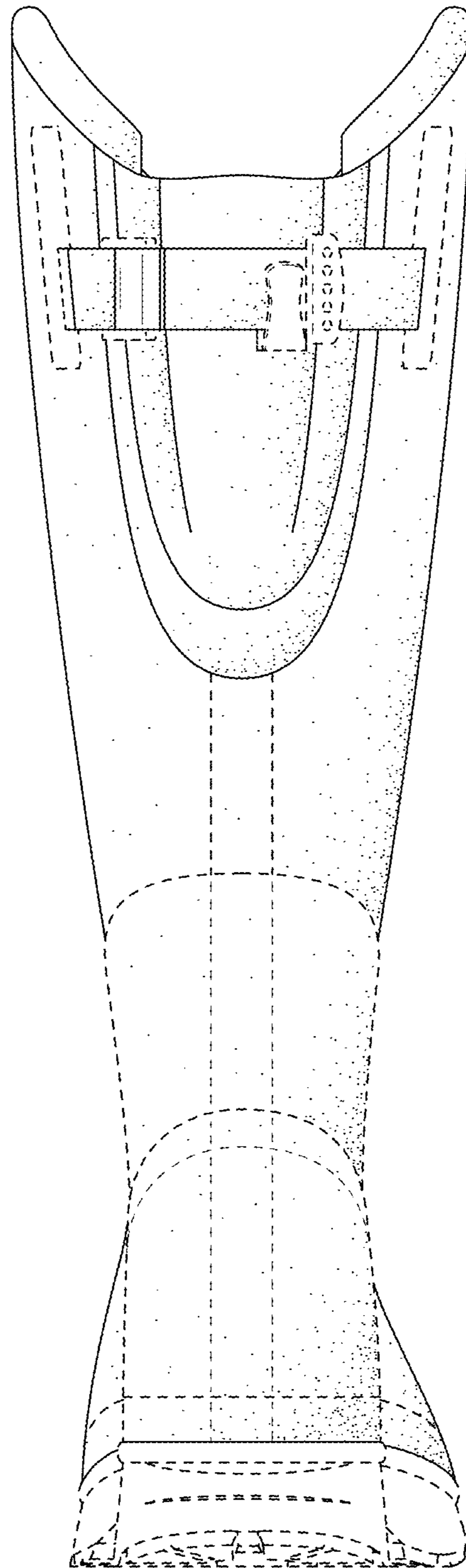




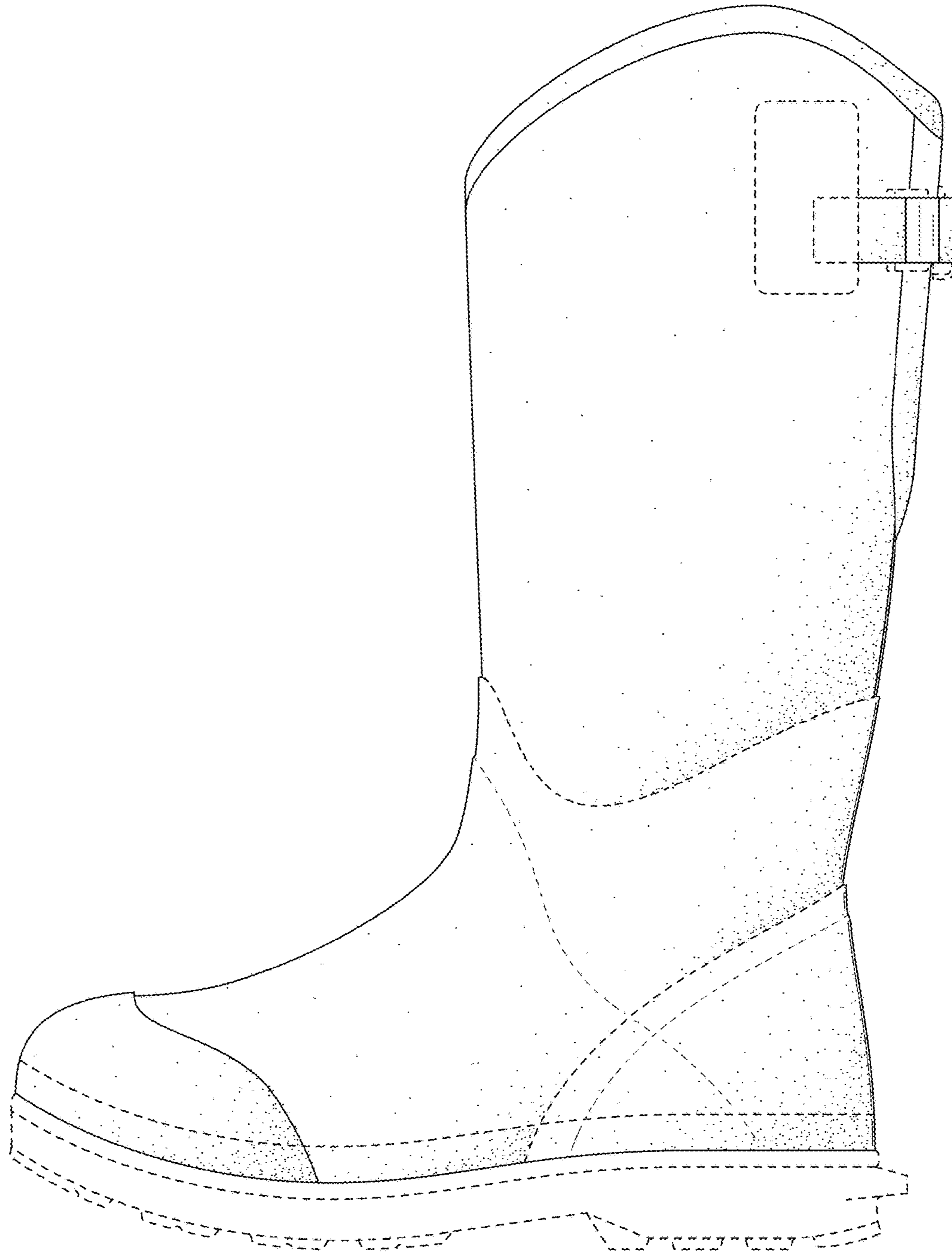
*Fig. 1*



*Fig. 2*



*Fig. 3*



*Fig. 4*

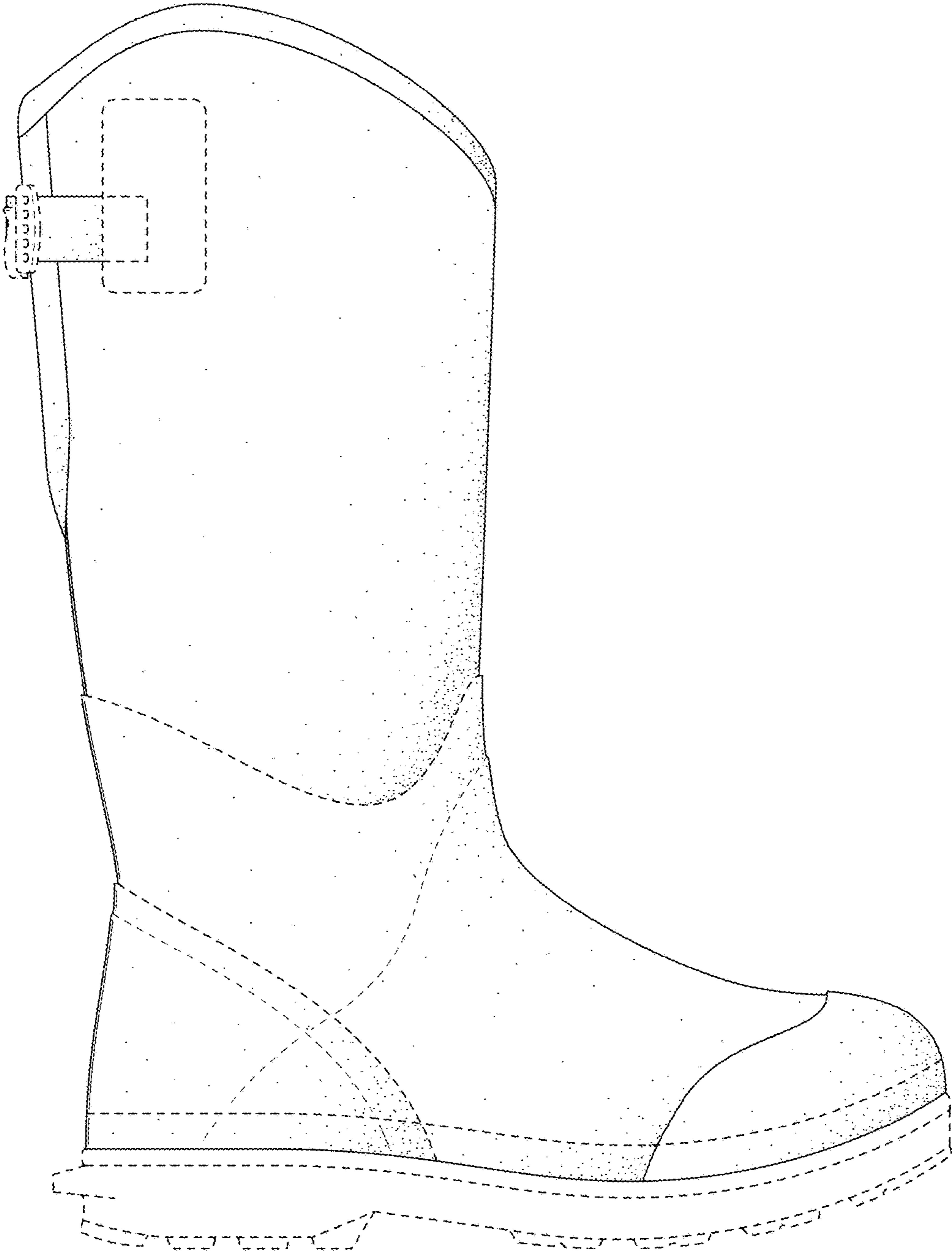
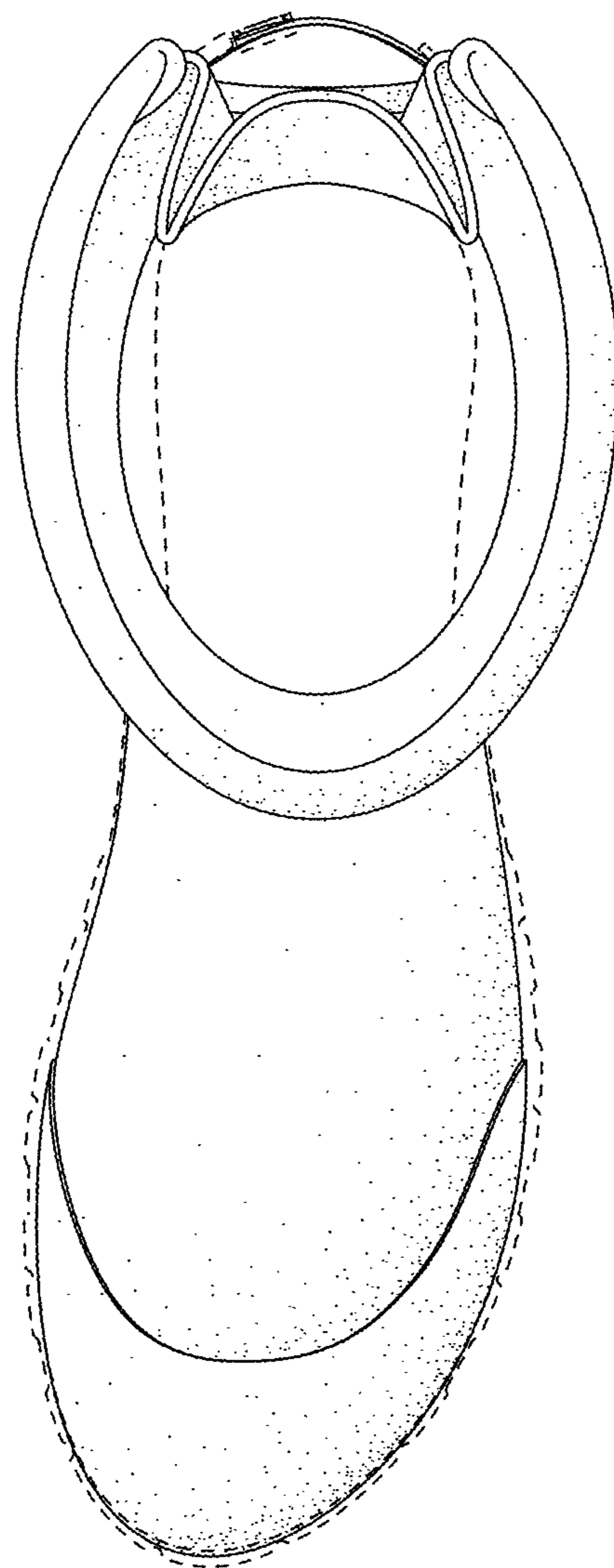
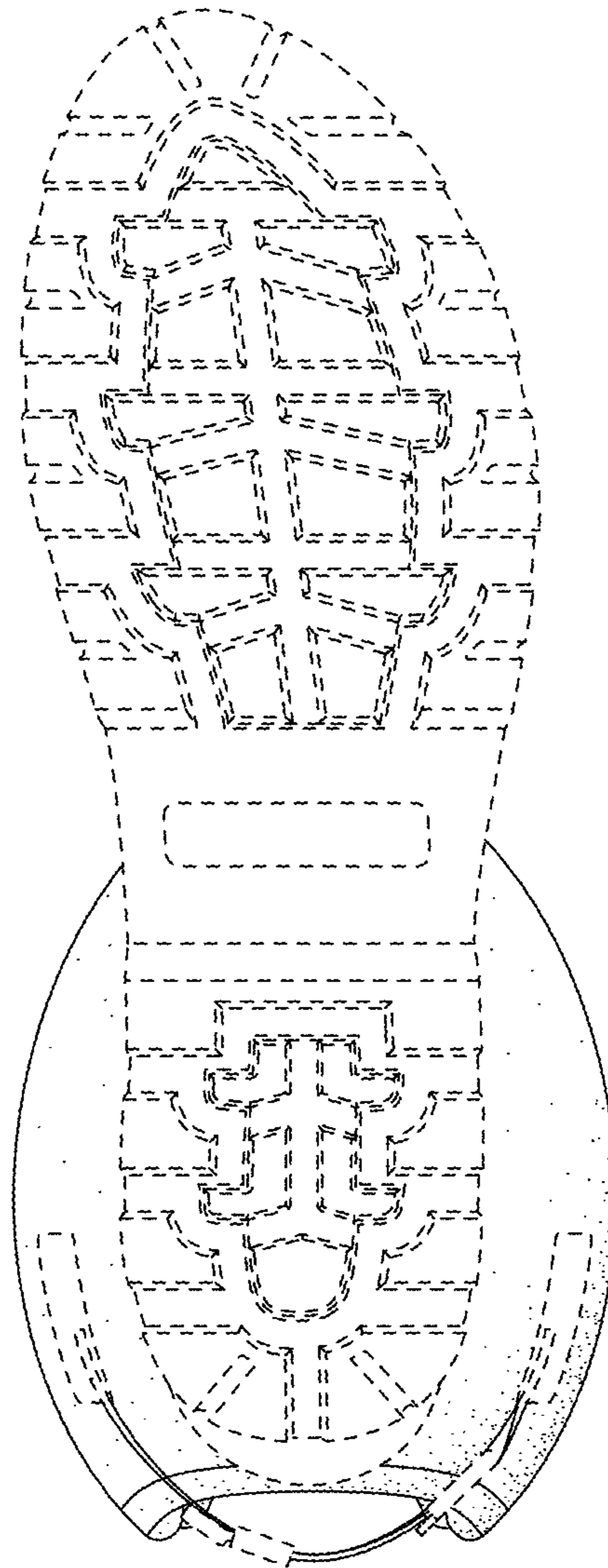


Fig. 5



*Fig. 6*



*Fig. 7*