



US00D812861S

(12) **United States Design Patent**
Mondrella

(10) **Patent No.:** **US D812,861 S**
(45) **Date of Patent:** **** Mar. 20, 2018**

(54) **HEADWEAR SUPPORT FORM**

FOREIGN PATENT DOCUMENTS

(71) Applicant: **William Mondrella**, Lockport, IL (US)

JP 9-201268 A 8/1997

(72) Inventor: **William Mondrella**, Lockport, IL (US)

OTHER PUBLICATIONS

(**) Term: **15 Years**

Video from Kickstarter Campaign, [on-line]; [publication date unknown]; [retrieved from the Internet Aug. 9, 2016]; URL:<https://www.hat-hub.com/>. (2 pages).*

(21) Appl. No.: **29/542,442**

(Continued)

(22) Filed: **Oct. 14, 2015**

(51) **LOC (11) Cl.** **02-03**

Primary Examiner — Karen E Eldridge Powers

(52) **U.S. Cl.**

Assistant Examiner — Jasmine Mlinarcik

USPC **D2/892**

(74) *Attorney, Agent, or Firm* — Carter, DeLuca, Farrell & Schmidt, LLP

(58) **Field of Classification Search**

USPC D2/865, 869, 872, 882, 891, 892, 893;
D3/221, 254; D9/414, 428; D24/110.3,
D24/187, 191; D29/100, 102, 103, 104,
D29/105, 106, 122

CPC A42B 1/00; A42B 1/002; A42B 1/004;
A42B 1/04; A42B 1/062; A42B 1/064;
A42B 1/08; A42B 1/22; A42B 1/225;
A42B 1/24; A42B 3/00; A42B 3/04;
A42B 3/0406; A42B 3/06; A42B 3/22;
A42B 3/227; A42B 3/228; A45C 11/02;
A47F 7/06

See application file for complete search history.

(57) **CLAIM**

The ornamental design for a headwear support form, as shown and described.

DESCRIPTION

FIG. 1 is a perspective view of a headwear support form in accordance with an embodiment of the present design; FIG. 2 is a front elevational view of the headwear support form of FIG. 1; FIG. 3 is a rear elevational view of the headwear support form of FIG. 1; FIG. 4 is a right side elevational view of the headwear support form of FIG. 1; FIG. 5 is a left side elevational view of the headwear support form of FIG. 1; FIG. 6 is a top plan view of the headwear support form of FIG. 1; and, FIG. 7 is a bottom plan view of the headwear support form of FIG. 1.

In FIGS. 1-7, the features of the headwear support form shown in phantom lines illustrate environmental structure that forms no part of the claimed design.

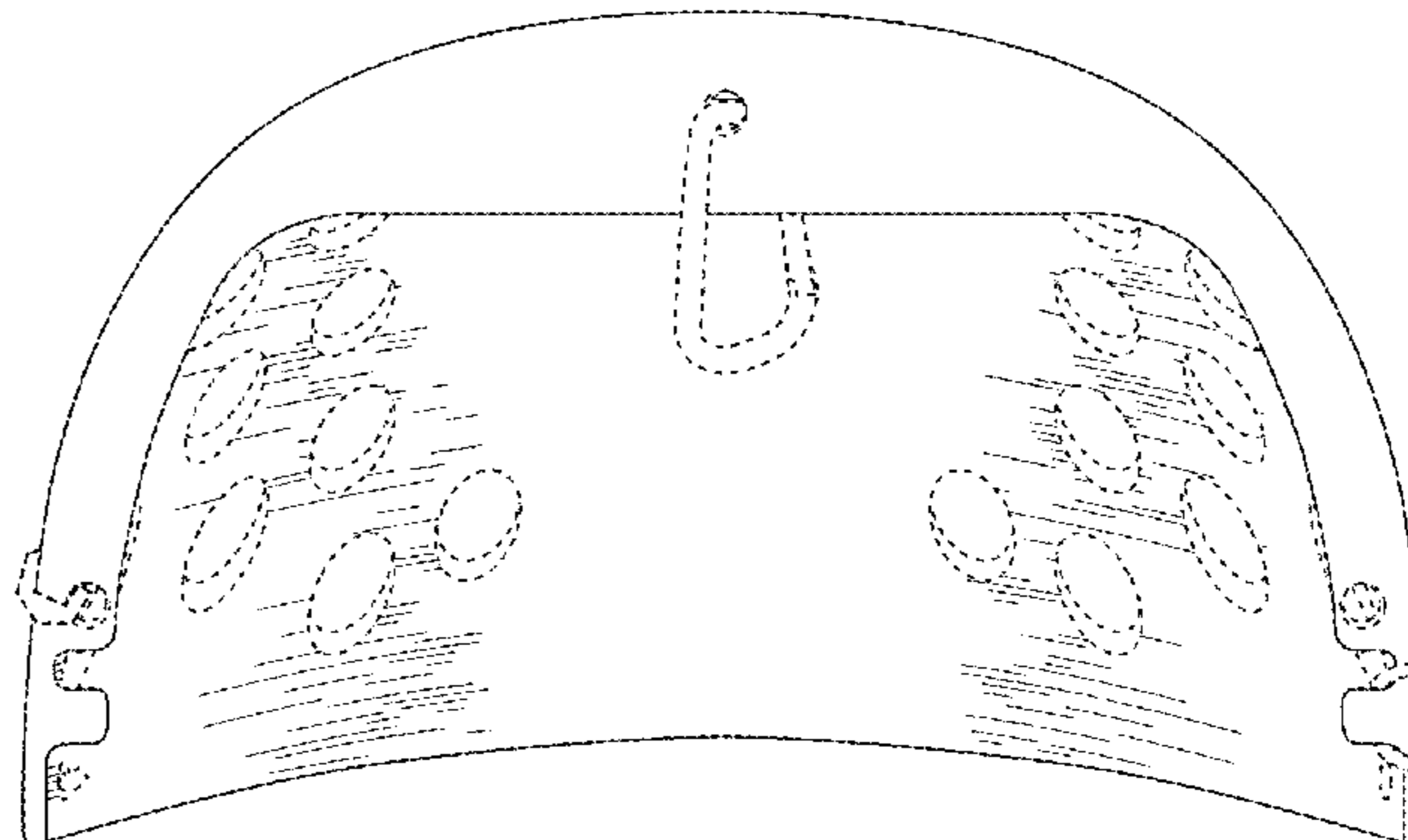
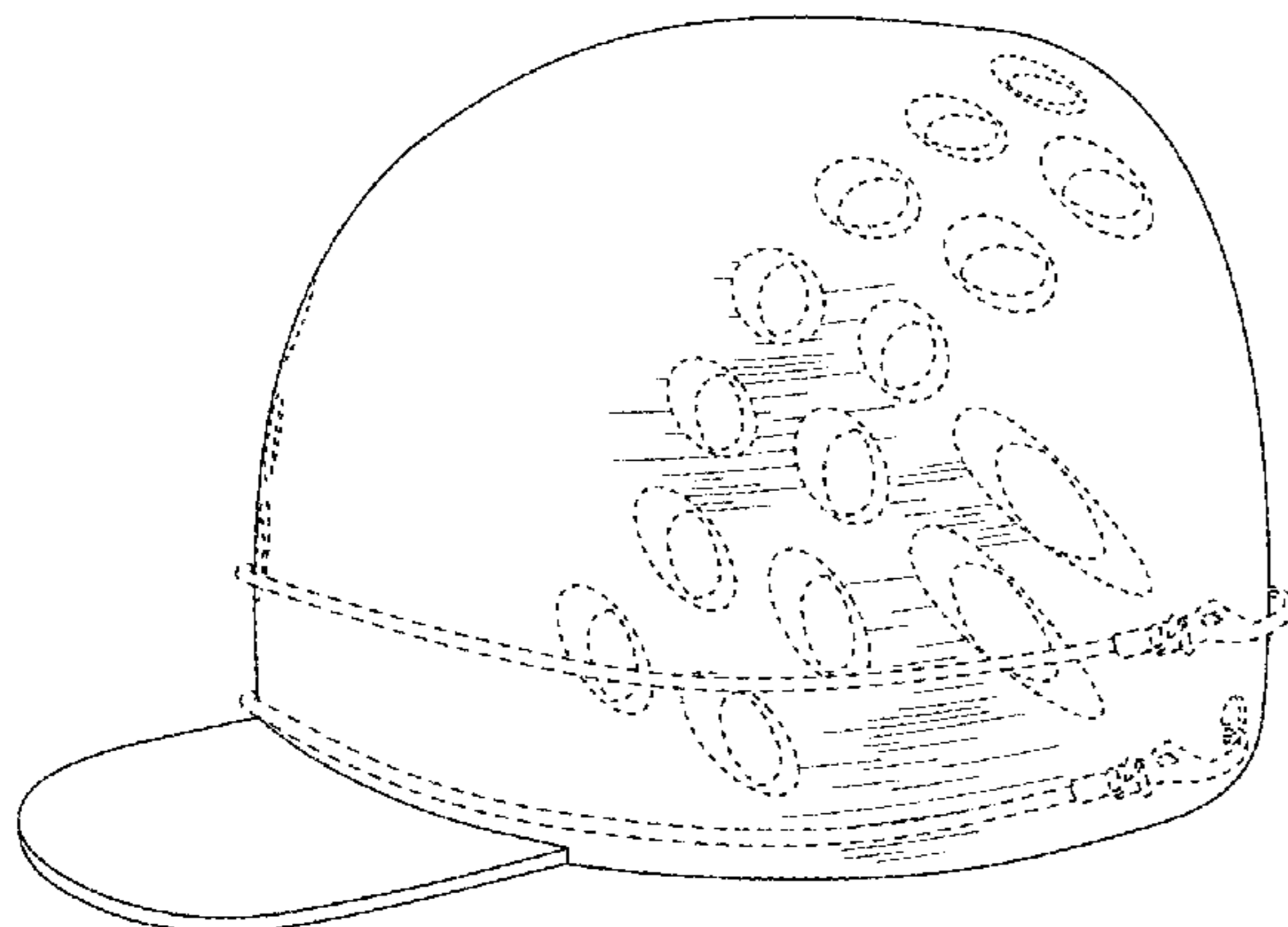
(56) **References Cited**

U.S. PATENT DOCUMENTS

D58,302 S *	7/1921	Bartholomew	D2/865
2,108,678 A	2/1938	Kulhawy		
3,551,911 A *	1/1971	Holden	A42B 3/00 2/411
3,992,721 A	11/1976	Morton		
4,491,256 A *	1/1985	Payne	A42B 1/002 223/24
4,628,543 A *	12/1986	Hunt	A63B 71/143 2/161.1
4,673,153 A	6/1987	Hilty et al.		
4,708,271 A	11/1987	Grommes		
5,144,695 A	9/1992	Schweizer		
5,240,123 A	8/1993	Hawk		

(Continued)

1 Claim, 7 Drawing Sheets



(56)

References Cited

U.S. PATENT DOCUMENTS

5,289,591 A * 3/1994 Andersen A42B 1/08
2/195.5
D361,197 S * 8/1995 Wilson D2/892
D363,620 S * 10/1995 Schweppe D6/658
5,630,516 A 5/1997 Helman
5,725,134 A * 3/1998 Weltge A42B 1/002
223/24
5,887,289 A * 3/1999 Theoret A42B 1/08
2/195.1
5,921,403 A 7/1999 Coffaro
6,125,997 A * 10/2000 Campbell A45C 11/02
206/278
6,223,910 B1 5/2001 Levin et al.
D458,737 S * 6/2002 Fuerst D2/892
6,877,168 B1 4/2005 Duffy et al.
6,904,618 B2 * 6/2005 Musal A42B 3/283
2/410
D513,835 S * 1/2006 Robinson D2/892
7,096,512 B2 * 8/2006 Blair A42B 1/08
2/410
7,111,329 B2 * 9/2006 Stroud A42B 3/28
2/171.3

9,182,074 B2 * 11/2015 Vargas Duenas F16M 13/02
9,301,565 B1 * 4/2016 Mondrella A42B 1/08
2006/0117460 A1 * 6/2006 Yan A42B 1/062
2/209.3
2012/0024916 A1 * 2/2012 Horner A42B 3/006
224/259
2013/0254978 A1 * 10/2013 McInnis A42B 3/064
2/413
2013/0318688 A1 * 12/2013 Cherin A42B 1/02
2/209.13
2013/0327804 A1 12/2013 Putnam
2014/0123372 A1 * 5/2014 Shen A42B 3/068
2/414
2015/0237944 A1 8/2015 Floyd, Jr. et al.

OTHER PUBLICATIONS

HatHub—Stack'em & Pack'em! [on-line]; [posted to the Internet
Mar. 29, 2016]; URL: <<https://www.kickstarter.com/projects/hathub/hathub-stackem-and-packem>>. (6 pages).
Written Opinion of the International Searching Authority dated Jan.
8, 2016 in PCT Appl. No. PCT/US2015/055498.

* cited by examiner

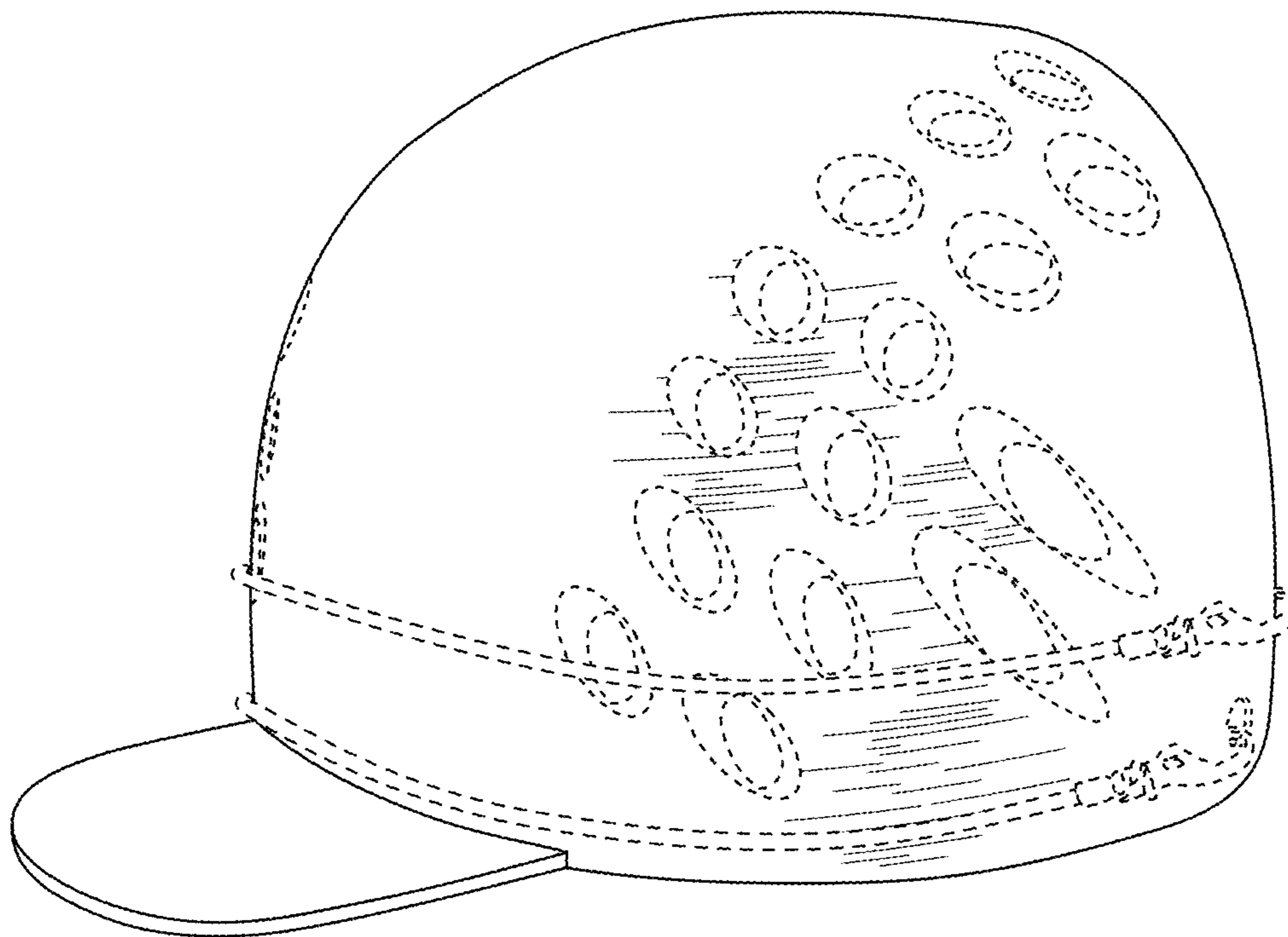


FIG. 1

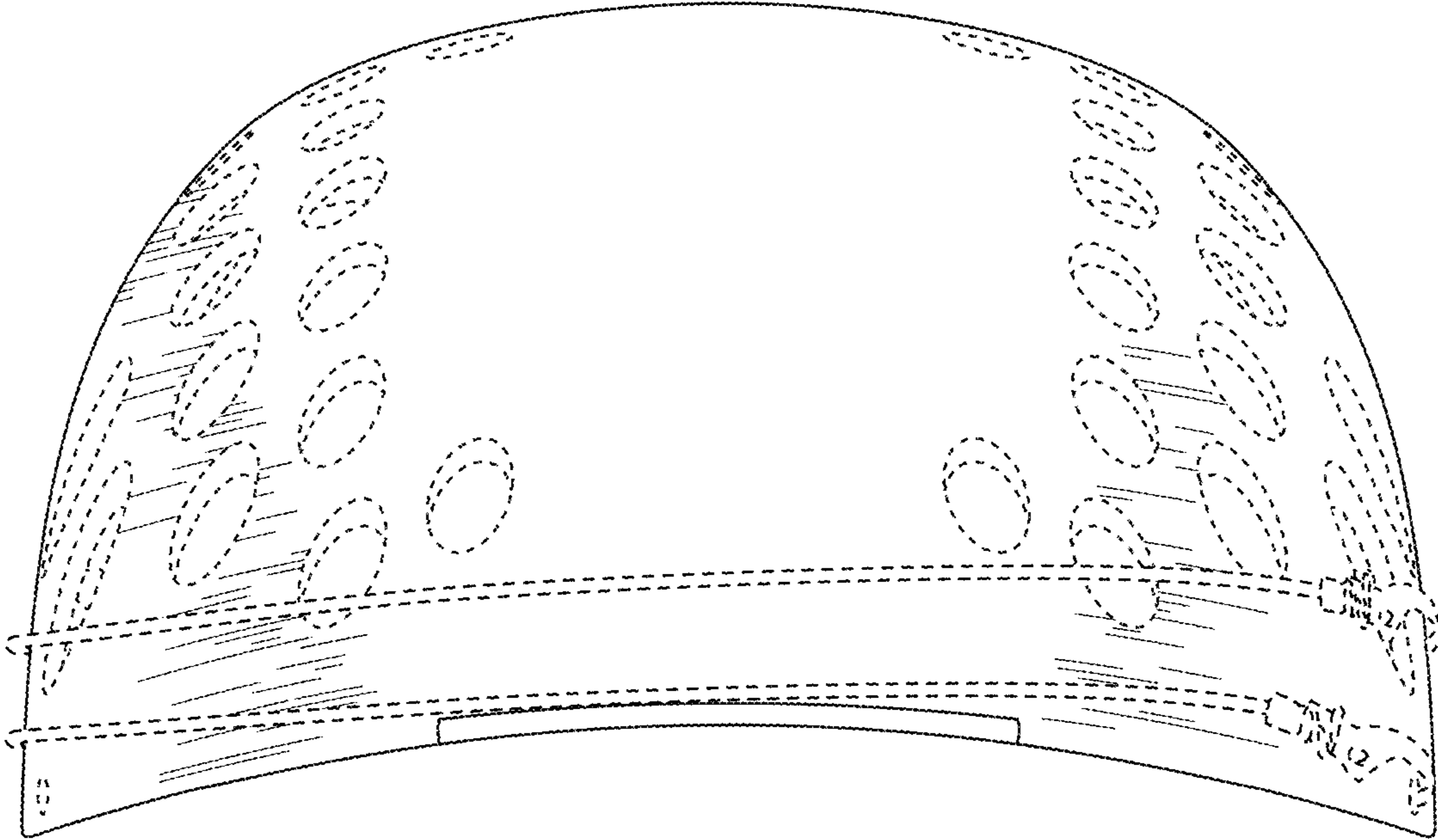


FIG. 2

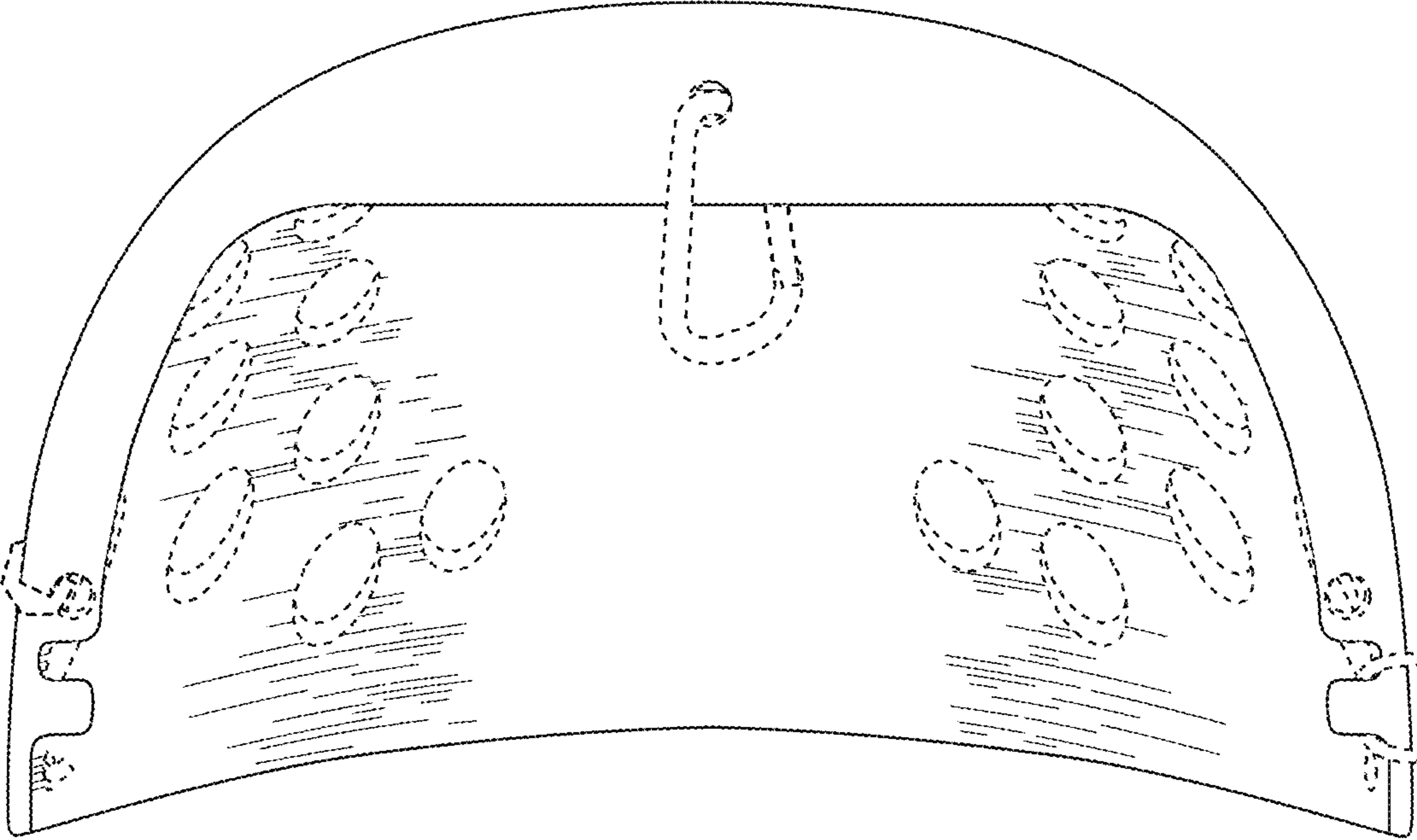


FIG. 3

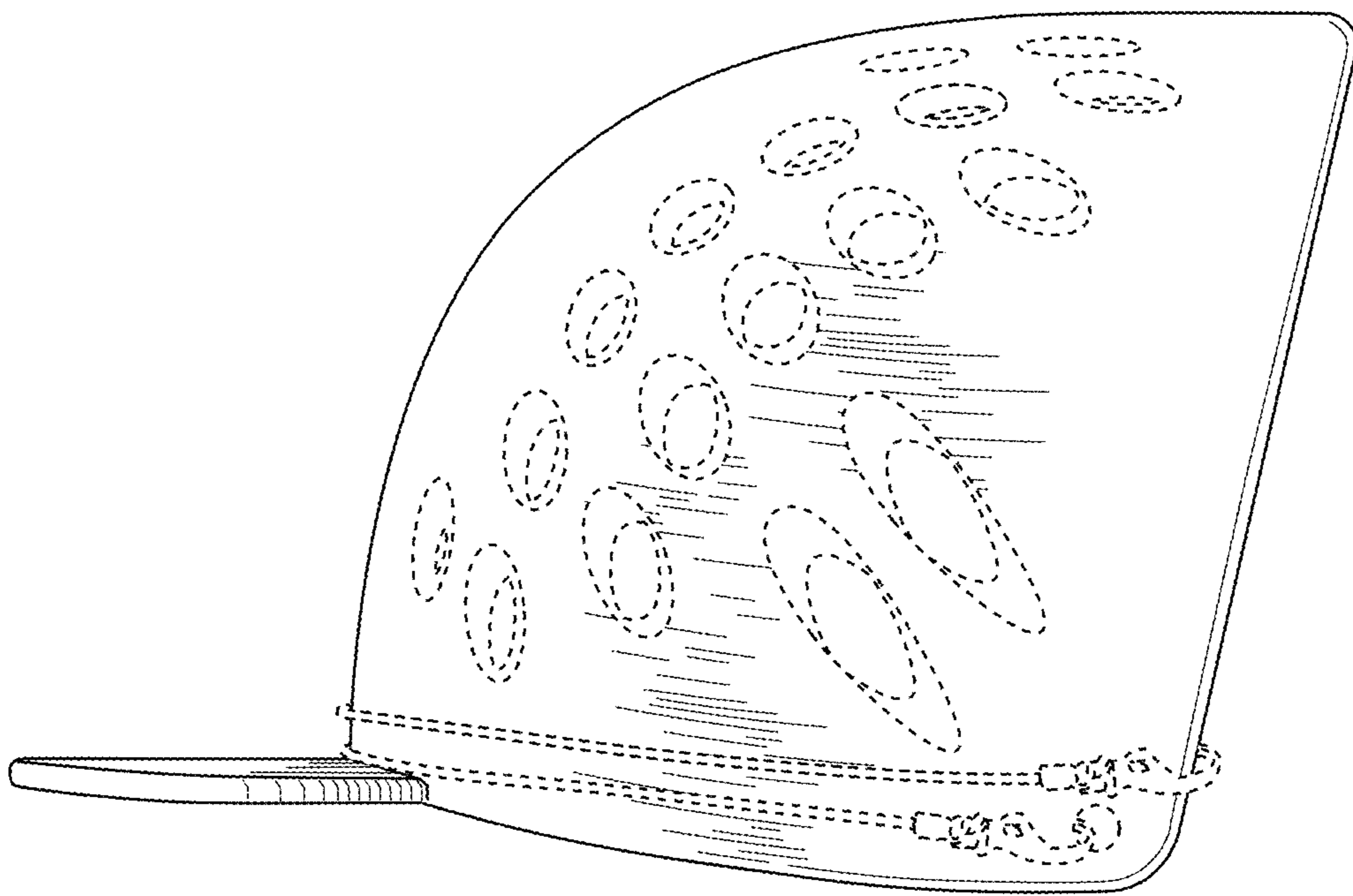


FIG. 4

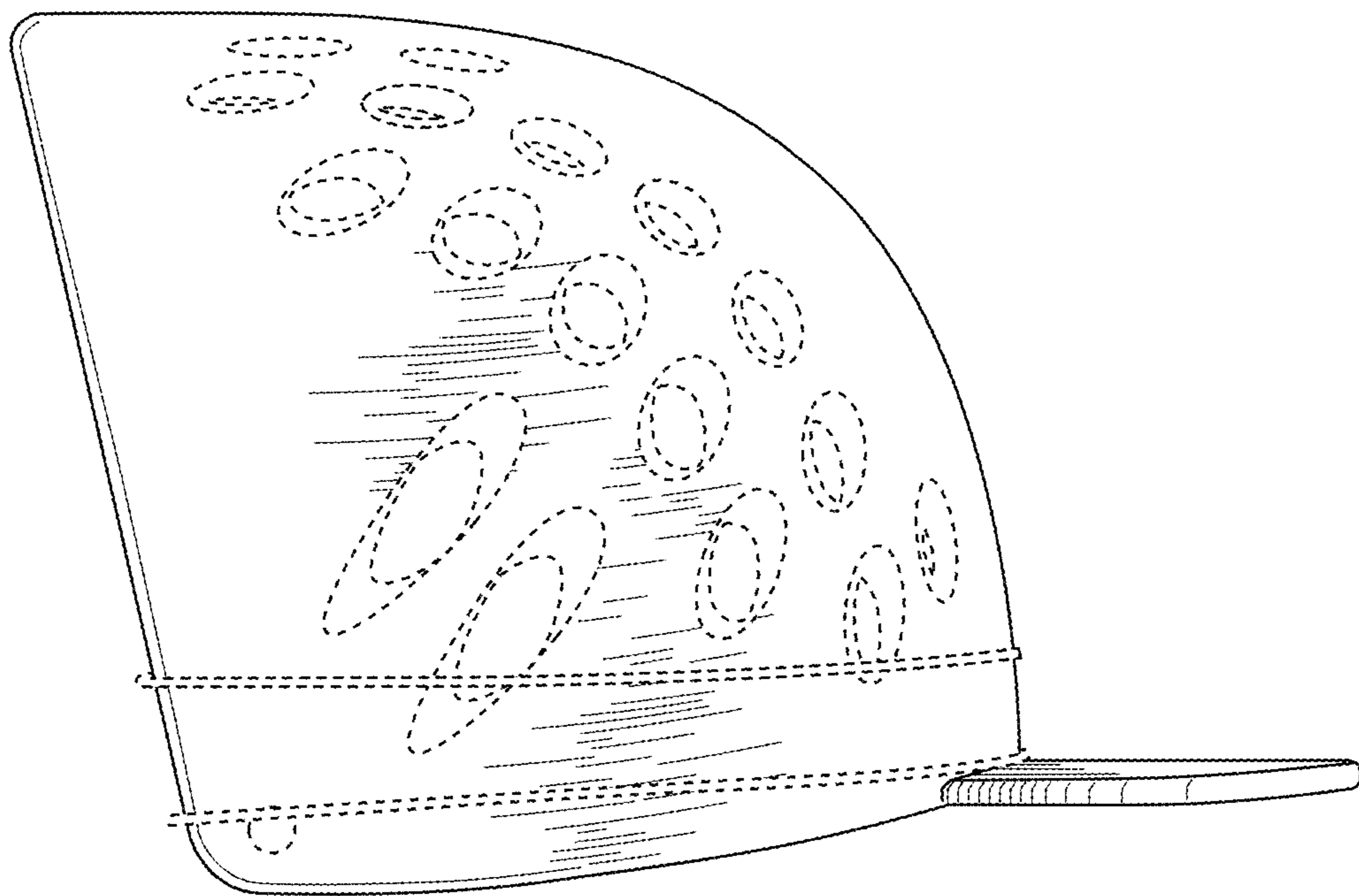


FIG. 5

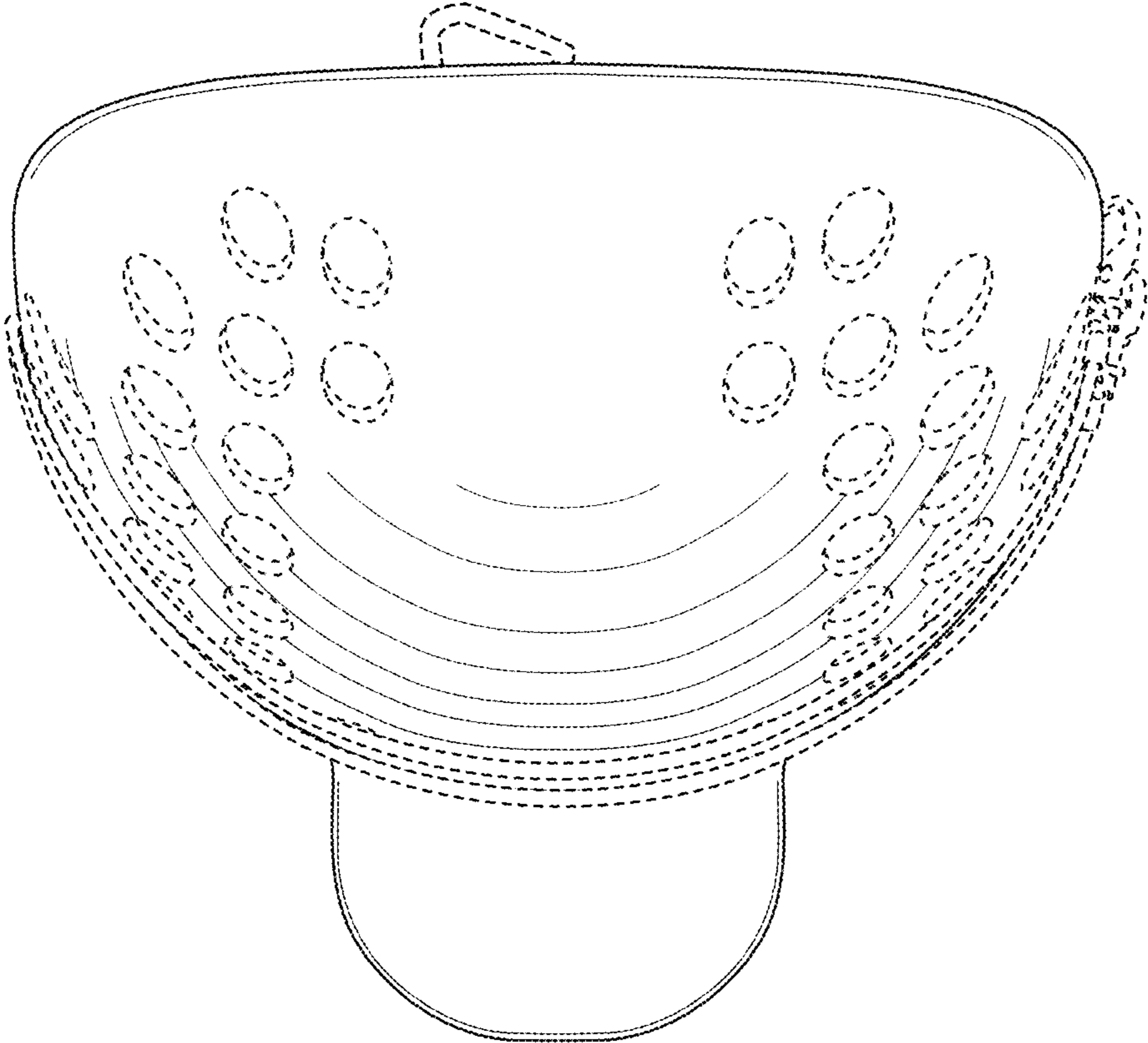


FIG. 6

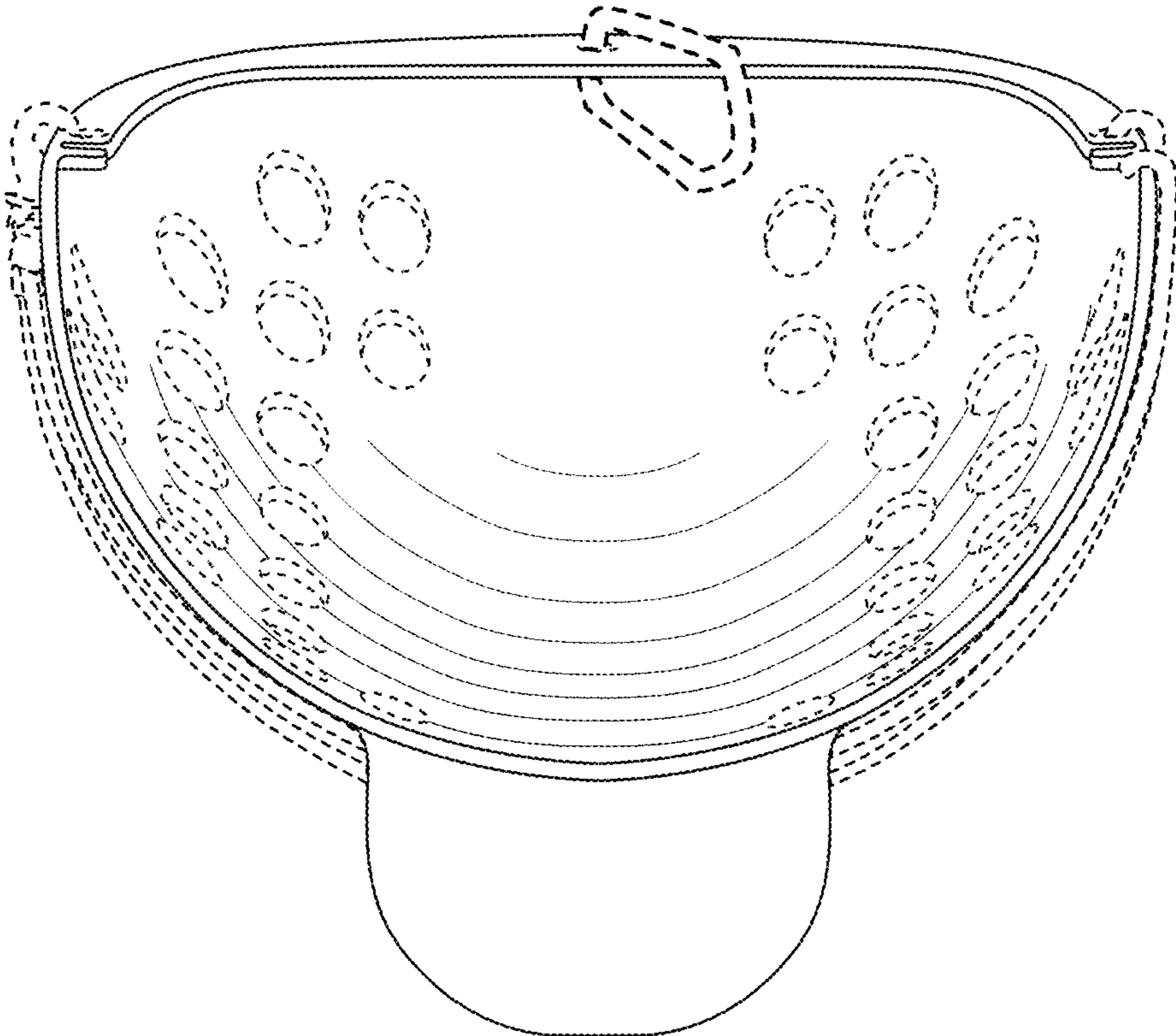


FIG. 7