



US00D812857S

(12) **United States Design Patent** (10) **Patent No.:** **US D812,857 S**
Rapp (45) **Date of Patent:** **** Mar. 20, 2018**

- (54) **JACKET WITH SAFETY POCKETS**
- (71) Applicant: **Clothing Arts, Ltd.**, North Woodmere, NY (US)
- (72) Inventor: **Adam David Rapp**, Brooklyn, NY (US)
- (73) Assignee: **CLOTHING ARTS, LTD.**, North Woodmere, NY (US)
- (**) Term: **15 Years**
- (21) Appl. No.: **29/566,602**
- (22) Filed: **Jun. 1, 2016**

Related U.S. Application Data

- (63) Continuation-in-part of application No. 29/528,053, filed on May 26, 2015.
- (51) **LOC (11) Cl.** **02-02**
- (52) **U.S. Cl.**
USPC **D2/828**
- (58) **Field of Classification Search**
USPC D2/828-829, 830, 840, 833-834, 845; 2/85, 93, 96, 98, 108
CPC .. A41D 13/00; A41D 13/001; A41D 13/0012; A41D 13/08; A41D 3/00; A41D 27/10; A41D 27/04; A41D 27/20; A41D 15/04; A41D 15/007; A41F 5/00; A41B 1/048
See application file for complete search history.

(56) **References Cited**

U.S. PATENT DOCUMENTS

- D126,953 S * 4/1941 Kirschenbaum D2/834
- D504,993 S * 5/2005 Brown D2/828
- 7,171,695 B2 * 2/2007 Braun A41D 27/28
2/247
- D588,783 S * 3/2009 Olstorn D2/828
- D620,231 S * 7/2010 Parker D2/828

- D657,939 S * 4/2012 Mathews D2/847
- D662,282 S * 6/2012 Meunier-Bouchard D2/828
- D698,121 S * 1/2014 Estenich D2/836
- D764,145 S * 8/2016 Mathews D2/828
- 2003/0051286 A1 * 3/2003 Gregg A41D 27/10
2/93

(Continued)

OTHER PUBLICATIONS

Jacket System SCOTTeVest, Announced Dec. 5, 2016,[site visited Feb. 27, 2017]https://www.scottevest.com/v3_store/System_8.shtml.*

(Continued)

Primary Examiner — Eric L Goodman
Assistant Examiner — Amy C Wierenga
(74) *Attorney, Agent, or Firm* — Gottlieb, Rackman & Reisman, P.C.

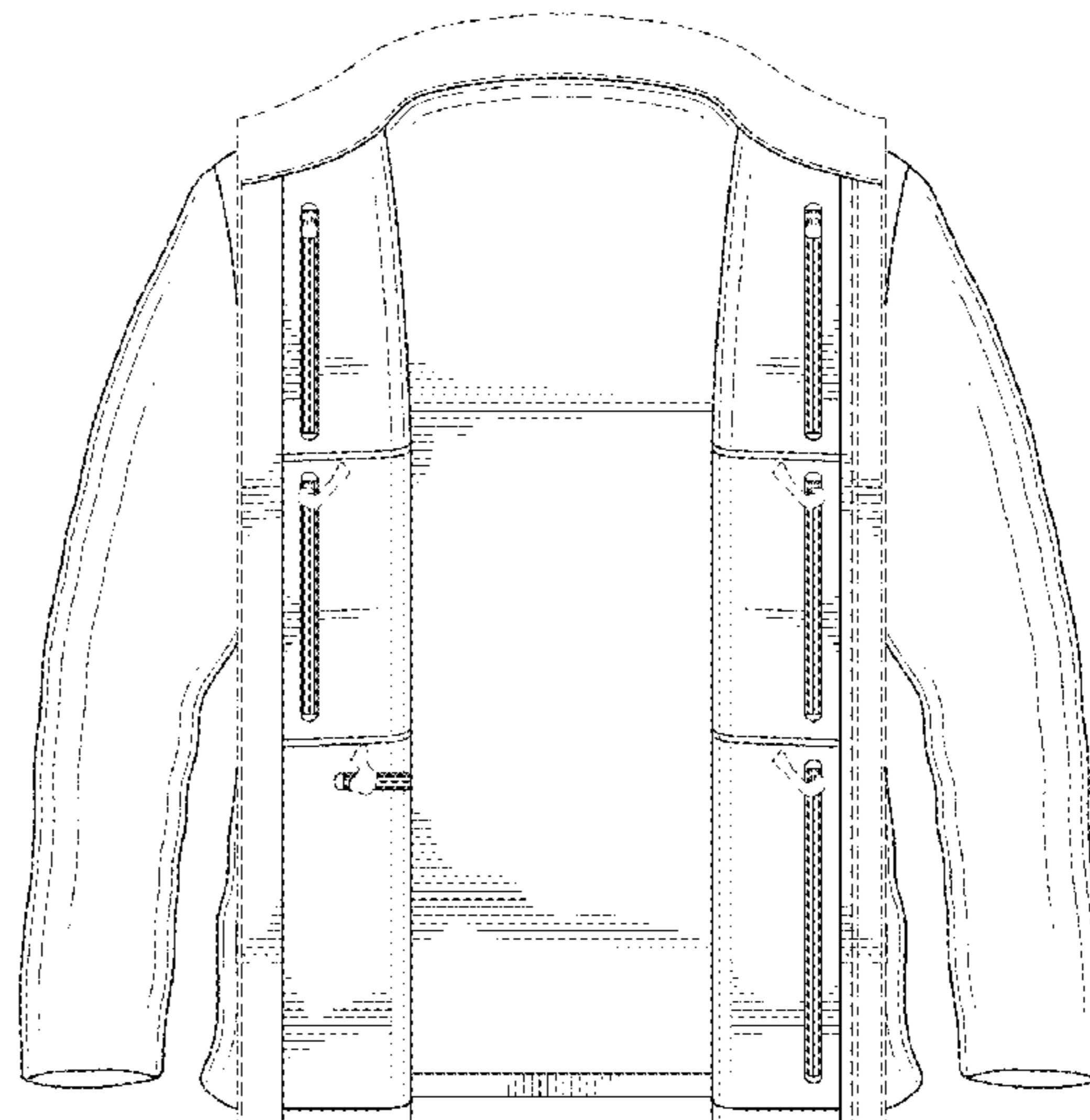
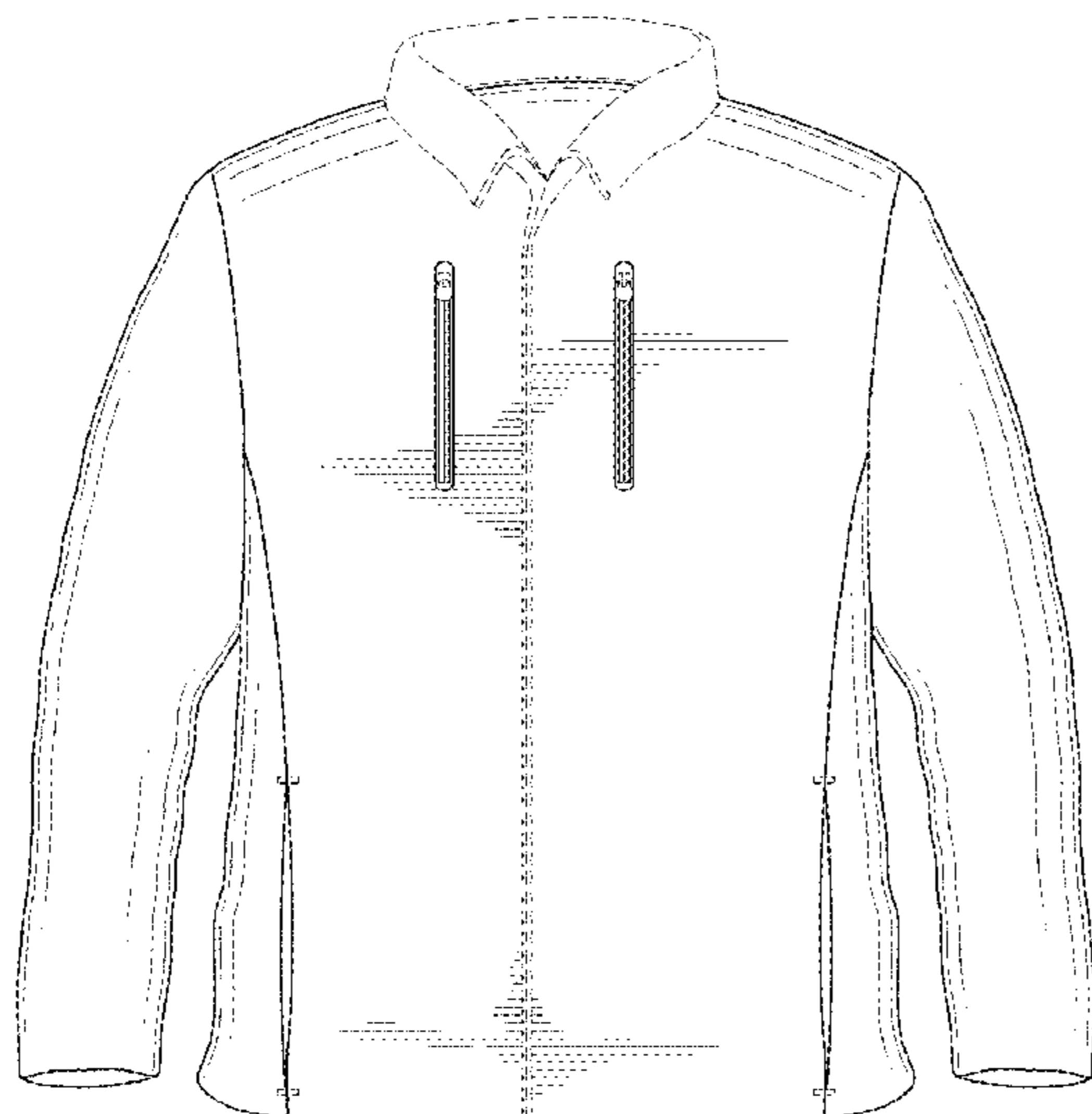
(57) **CLAIM**

The ornamental design for a jacket with safety pockets, as shown and described.

DESCRIPTION

FIG. 1 is a front elevational view of the jacket with safety pockets showing my new design, the flaps of the jacket being arranged in a closed position; FIG. 2 is a front elevational view thereof, the left flap of the jacket being arranged in an open position; and, FIG. 3 is a front elevational view thereof, the left and right flaps of the jacket being arranged in an open position. The rear view of the jacket is plain and devoid of any relevant surface ornamentation. The dash-dash broken lines shown in the figures depict the boundaries of the claim that form no part thereof. The dashed broken lines shown at the end of the zipper elements in FIGS. 2 and 3 depict portions of the jacket with safety pockets that form no part of the claim.

1 Claim, 3 Drawing Sheets



(56)

References Cited

U.S. PATENT DOCUMENTS

2004/0133962 A1* 7/2004 Baumel A41D 27/28
2/108
2004/0143884 A1* 7/2004 Majerfeld A41D 27/04
2/96
2013/0298312 A1* 11/2013 Rapp A41D 27/201
2/252
2014/0087129 A1* 3/2014 Shiels A41D 27/02
428/131

OTHER PUBLICATIONS

“Twin Napoleon INT/EXT PCKTS”, Scottevest, Inc. by TEC,
alleged publication date: Nov. 2003.

* cited by examiner

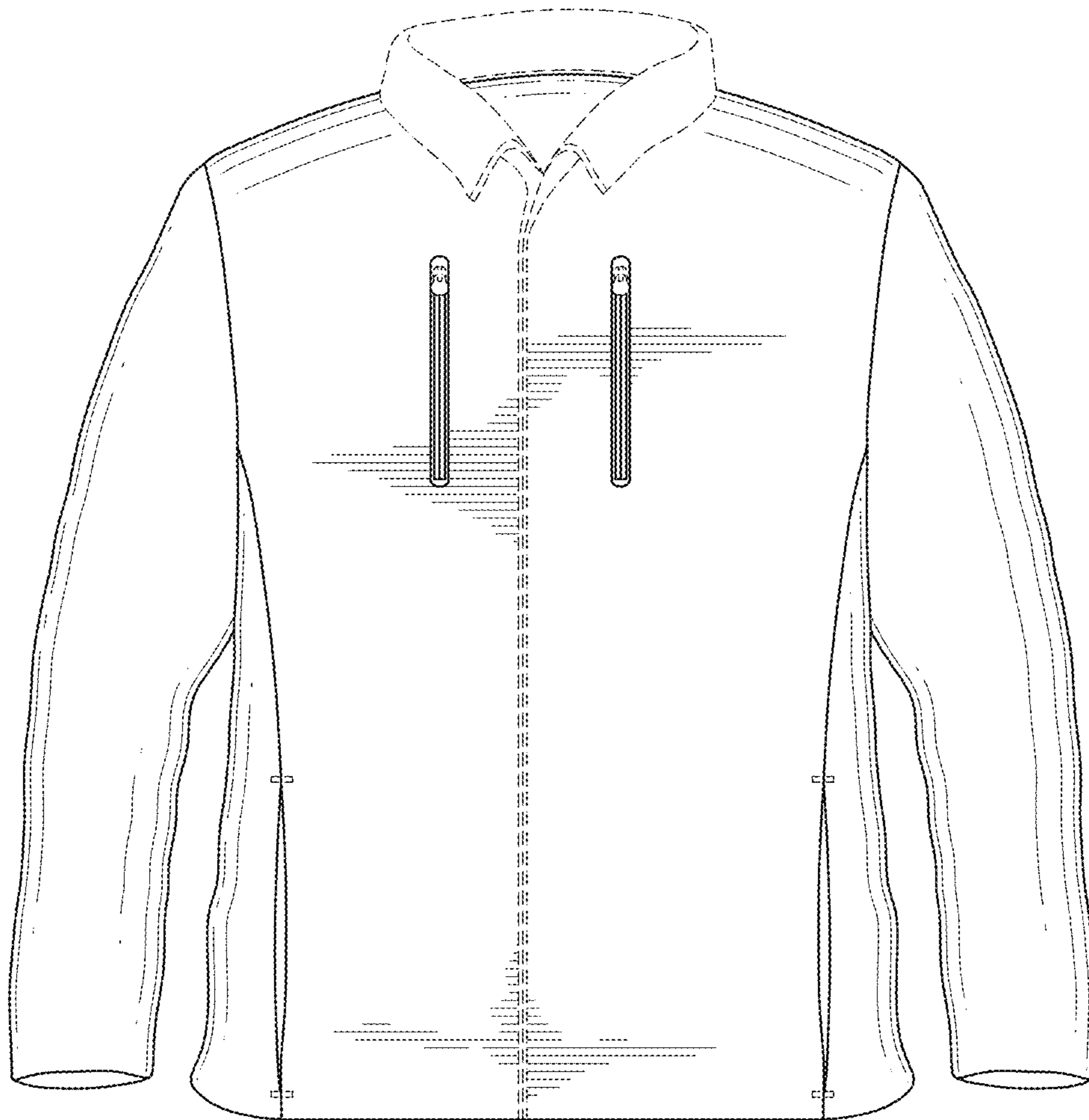


FIG. 1

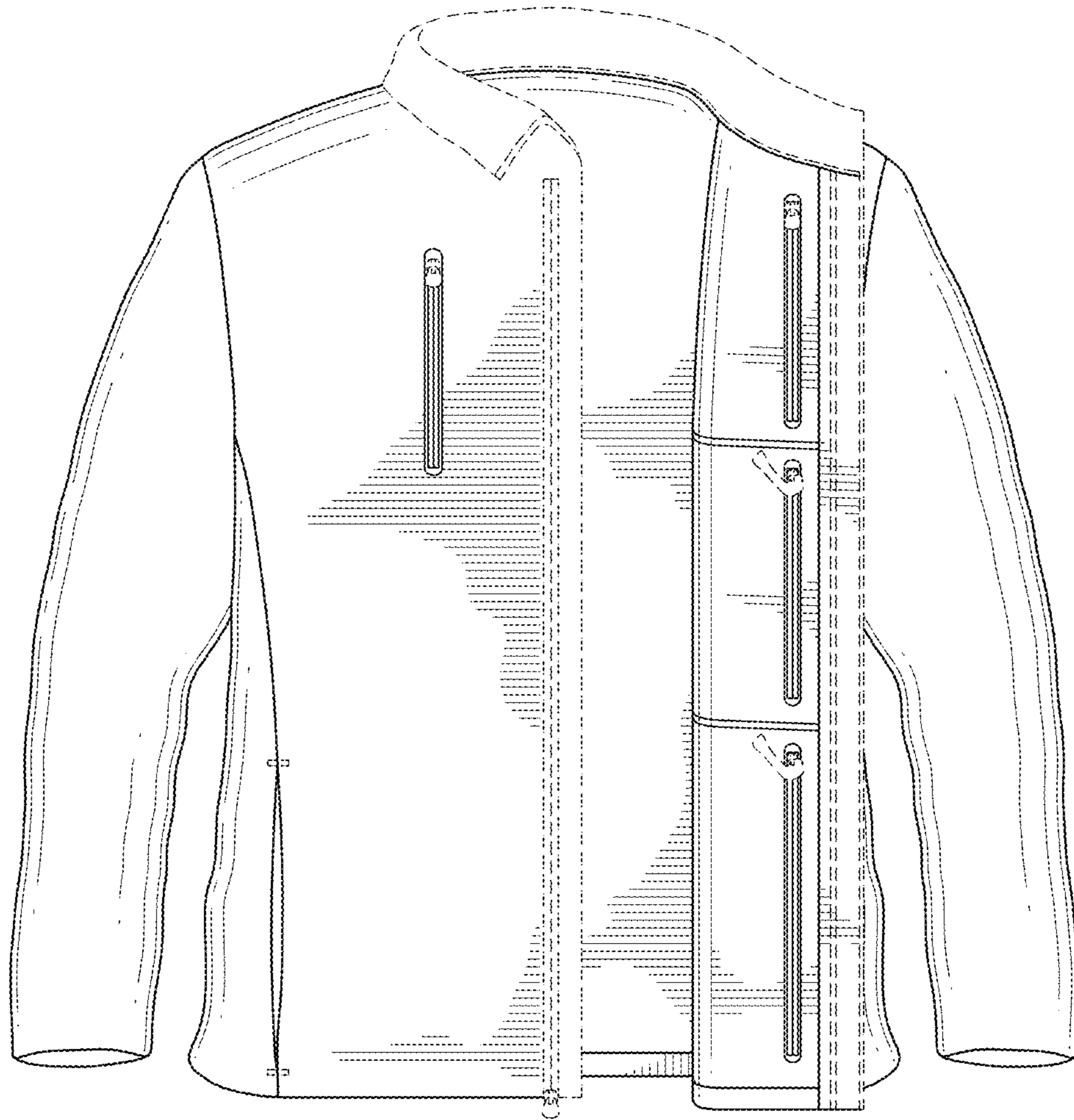


FIG. 2

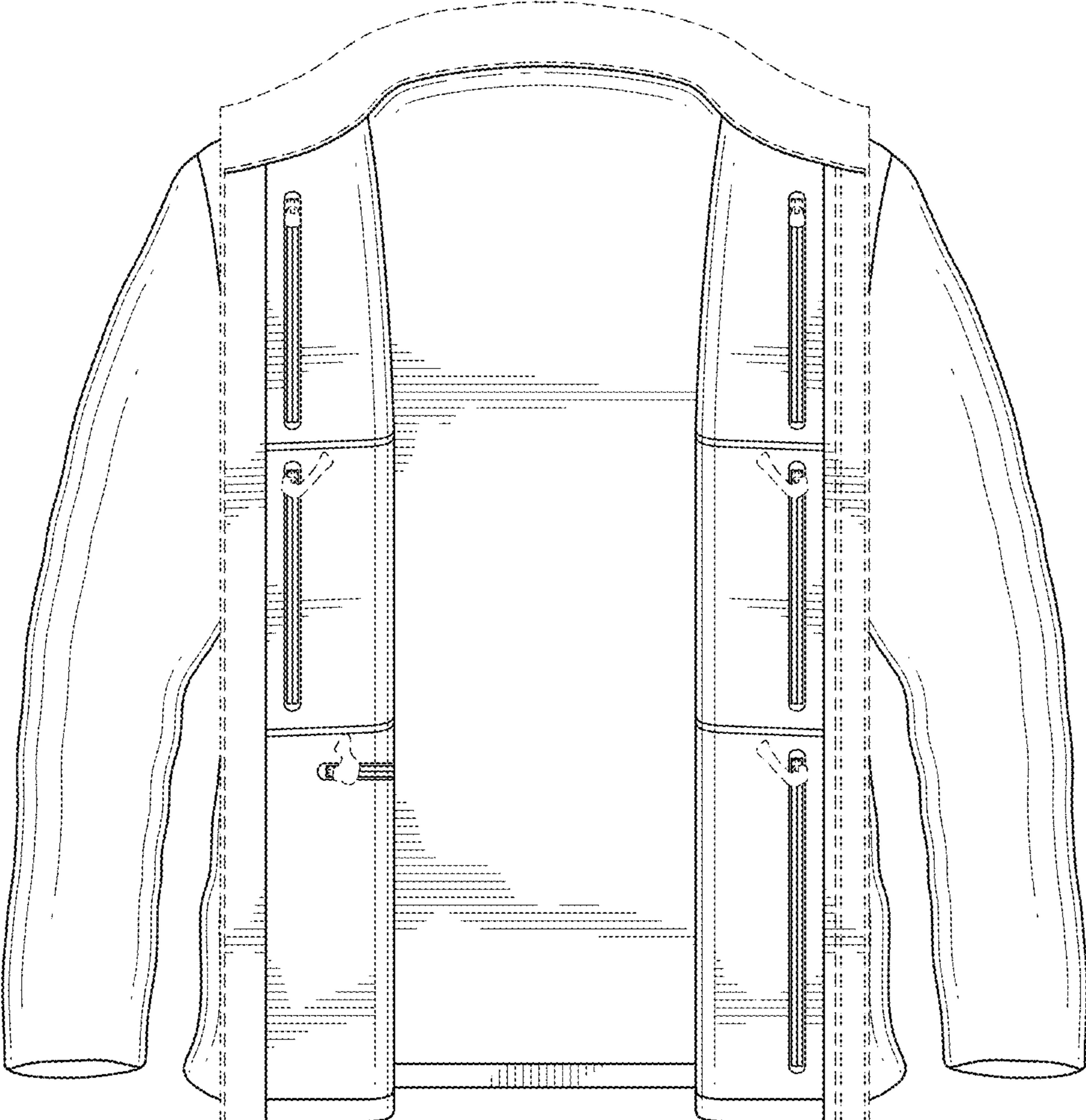


FIG. 3