



US00D812848S

(12) **United States Design Patent**
Chiang et al.

(10) **Patent No.:** **US D812,848 S**
(45) **Date of Patent:** **** Mar. 20, 2018**

(54) **COMPRESSION SHIRT**

11/08; A63B 71/12; A63B 2071/1208;
A41B 1/08

(71) Applicant: **Plus Meditech Co., Ltd.**, Tainan (TW)

See application file for complete search history.

(72) Inventors: **Yueh-Hua Chiang**, Taipei (TW);
Hui-Hsien Hung, Taipei (TW);
Shih-Hao Wang, Taipei (TW)

(56) **References Cited**

U.S. PATENT DOCUMENTS

5,263,923	A *	11/1993	Fujimoto	A41D 13/0015 602/62
D381,489	S *	7/1997	O'Neill	D2/742
D488,290	S *	4/2004	Noell	D2/829
8,375,468	B2 *	2/2013	Okamoto	A41D 13/0002 2/69
8,887,315	B2 *	11/2014	Boynton	A61F 5/026 2/24
D760,996	S *	7/2016	Yoo	D2/717
D762,047	S *	7/2016	Clement	D2/829
D780,408	S *	3/2017	Pezzimenti	D2/829
9,655,389	B2 *	5/2017	Blakely	A41D 1/04
D790,158	S *	6/2017	McArthur	D2/731
9,669,281	B2 *	6/2017	Jourde	A63B 71/12
D793,669	S *	8/2017	Pezzimenti	D2/829

(Continued)

(73) Assignee: **Plus Meditech Co., Ltd.**, Tainan (TW)

(**) Term: **15 Years**

(21) Appl. No.: **29/587,038**

(22) Filed: **Dec. 9, 2016**

(30) **Foreign Application Priority Data**

Jun. 23, 2016 (CN) 2016 3 0273038

Primary Examiner — Vy N Koenig

Assistant Examiner — Kimberly Barnes

(74) *Attorney, Agent, or Firm* — LeClairRyan

(51) **LOC (11) Cl.** **02-02**

(57) **CLAIM**

(52) **U.S. Cl.**
USPC **D2/731**

The ornamental design for a compression shirt, as shown and described.

(58) **Field of Classification Search**


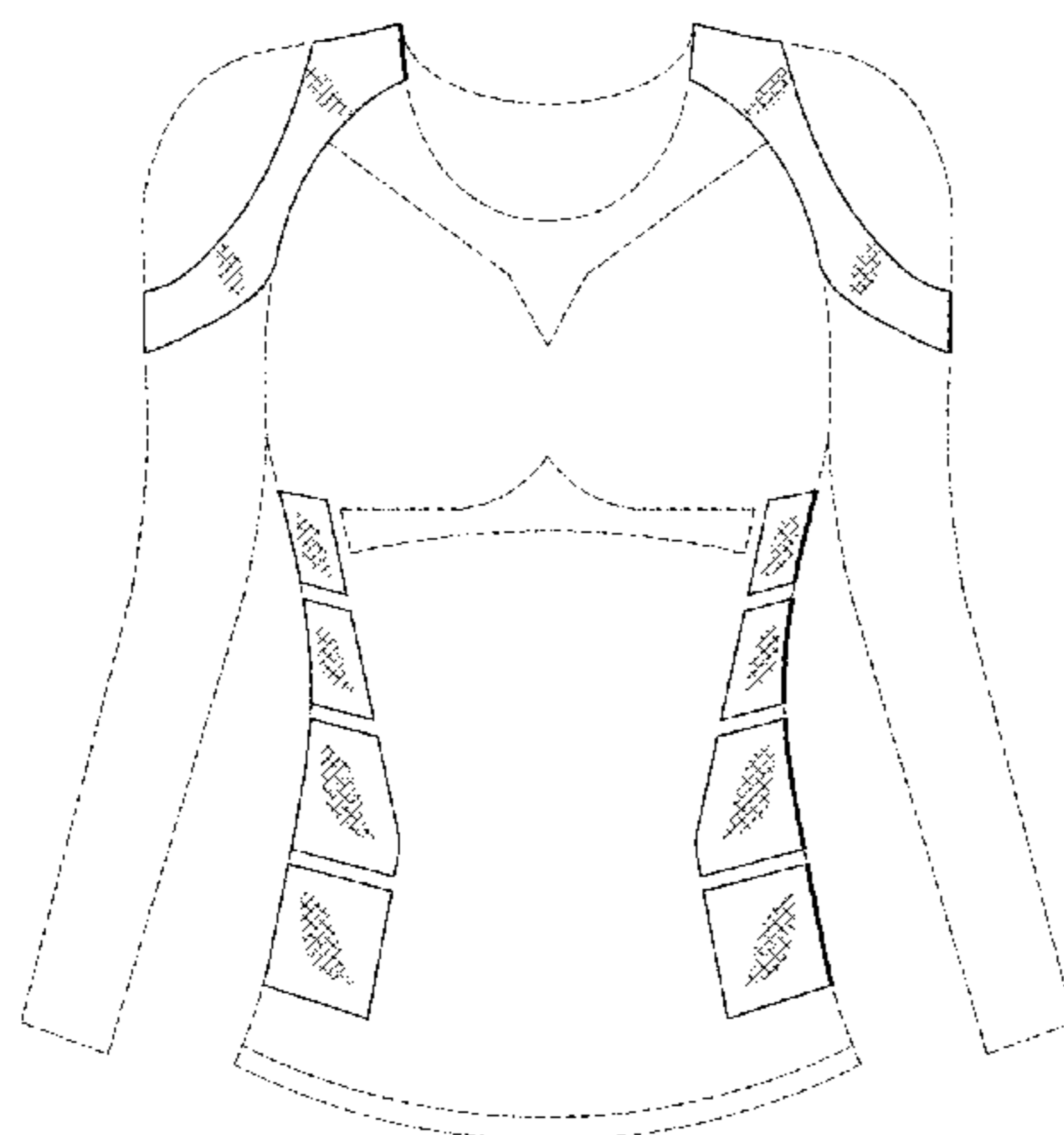
USPC D2/731, 732, 733, 735, 736, 737, 738,
D2/614, 623, 828, 829, 831, 836, 839,
D2/850, 857, 858, 864, 717, 720, 750,
D2/830, 833, 834, 853, 759, 760, 769,
D2/771, 774, 779, 780, 782, 786, 791,
D2/812, 820, 840; 2/462, 463

CPC A41D 1/02; A41D 1/04; A41D 13/0012;
A41D 13/01; A41D 2300/50; A41D
2400/38; A41D 2600/10; A41D 13/00;
A41D 13/0002; A41D 13/0005; A41D
13/0015; A41D 27/12; A41D 27/14;
A41D 13/015; A41D 13/05; B63C 11/04;
B63C 2011/043; B63C 2011/046; B63C

DESCRIPTION

FIG. 1 is a perspective view of a compression shirt showing our new design;
FIG. 2 is a front elevational view thereof;
FIG. 3 is a rear elevational view thereof;
FIG. 4 is a left side elevational view thereof;
FIG. 5 is a right side elevational view thereof;
FIG. 6 is a top plan view thereof;
FIG. 7 is a bottom plan view thereof;
FIG. 8 is a front elevational view of the design with short sleeves; and,
FIG. 9 is a rear elevational view of FIG. 8.

(Continued)



The broken lines depict portions of the compression shirt that form no part of the claimed design.

1 Claim, 6 Drawing Sheets

(56)

References Cited

U.S. PATENT DOCUMENTS

2014/0000016 A1* 1/2014 Storelli A41D 13/0518
2/459
2014/0196190 A1* 7/2014 Brown A41C 3/0057
2/69
2016/0143765 A1* 5/2016 Blake A61F 5/02
602/19
2016/0270454 A1* 9/2016 Gehlen A41D 1/005
2017/0099899 A1* 4/2017 Pezzimenti A41D 27/28
2017/0160058 A1* 6/2017 Limpisvasti F41H 1/02

* cited by examiner




FIG.1




FIG.2




FIG.3

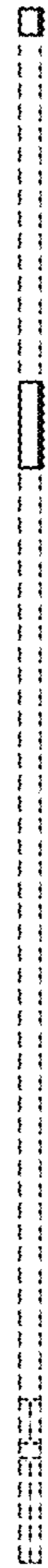


FIG. 4

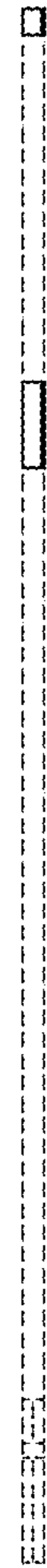


FIG. 5

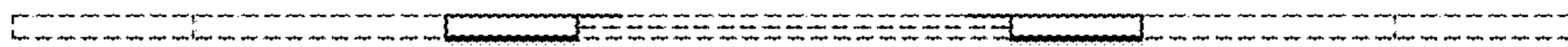


FIG. 6

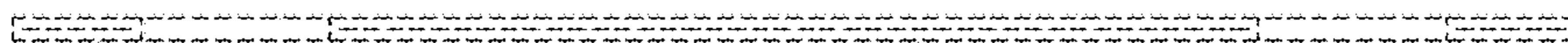


FIG. 7

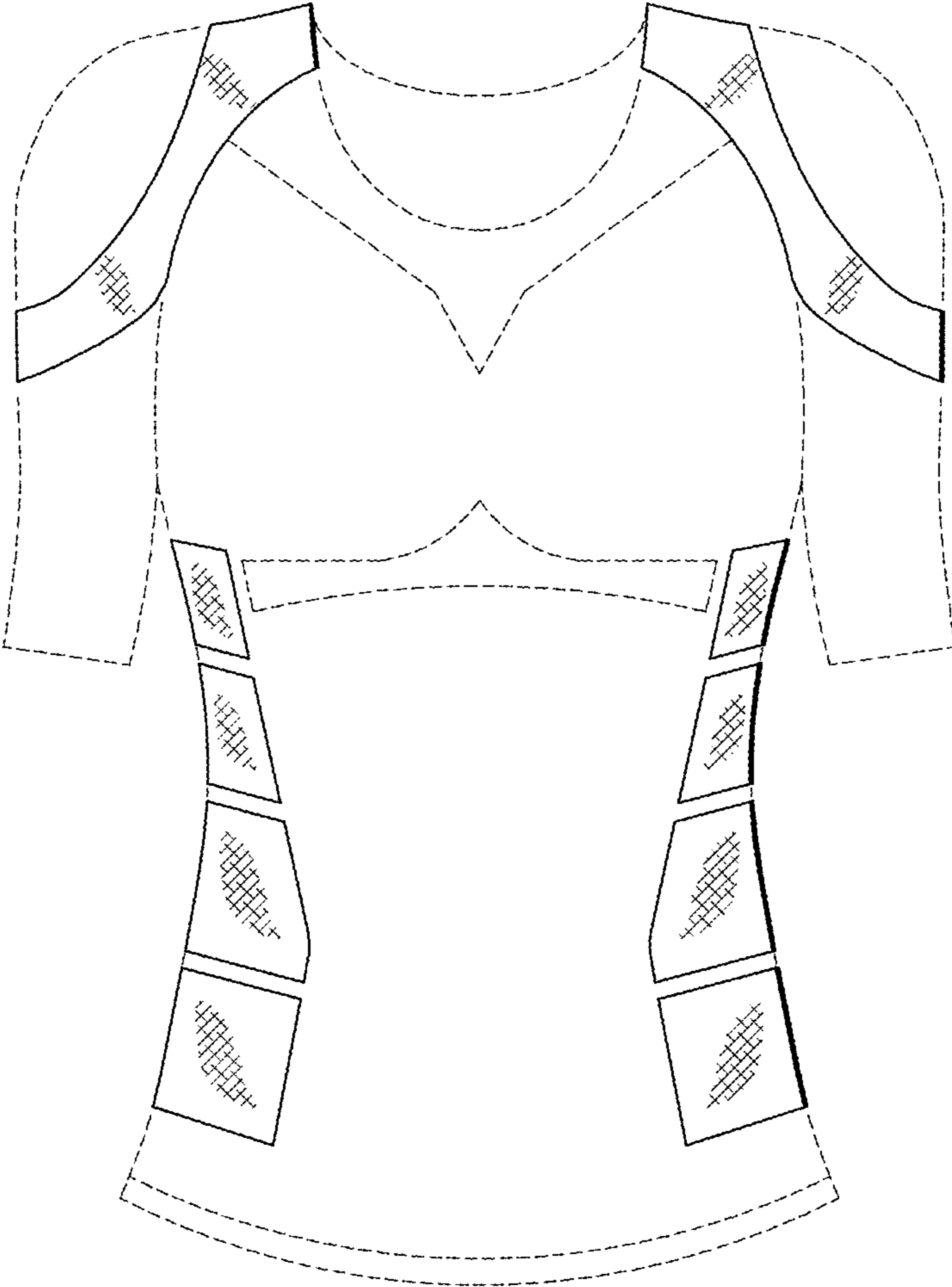


FIG.8




FIG.9