



US00D812839S

(12) **United States Design Patent** (10) **Patent No.:** **US D812,839 S**
Redding (45) **Date of Patent:** **** Mar. 13, 2018**

(54) **LOAD BRACE**
(71) Applicant: **Colton Redding**, Greenwood, AR (US)
(72) Inventor: **Colton Redding**, Greenwood, AR (US)
(**) Term: **15 Years**

D699,912 S * 2/2014 Macklin D34/38
D699,913 S * 2/2014 Macklin D34/38
D713,114 S * 9/2014 Etchegary D34/38
D744,323 S * 12/2015 Mize D8/381
D748,887 S * 2/2016 Macklin D34/38
D754,523 S * 4/2016 Niedermeyer D8/349
2004/0129848 A1 * 7/2004 Boroviak E06B 3/9649
248/247

(21) Appl. No.: **29/572,929**
(22) Filed: **Aug. 1, 2016**
(51) **LOC (11) Cl.** **09-08**
(52) **U.S. Cl.**
USPC **D34/38**
(58) **Field of Classification Search**
USPC 211/134, 153, 183, 86.01, 87.01, 90.01;
248/121, 126, 200, 235, 237, 243, 247,
248/346.01; 33/501, 566, 645; 52/127.6;
D12/223; D14/238, 251; D34/38;
D8/16, 19, 349, 354, 380, 381
CPC .. F16M 13/02; F16M 7/00; E04B 5/12; E04G
23/0218
See application file for complete search history.

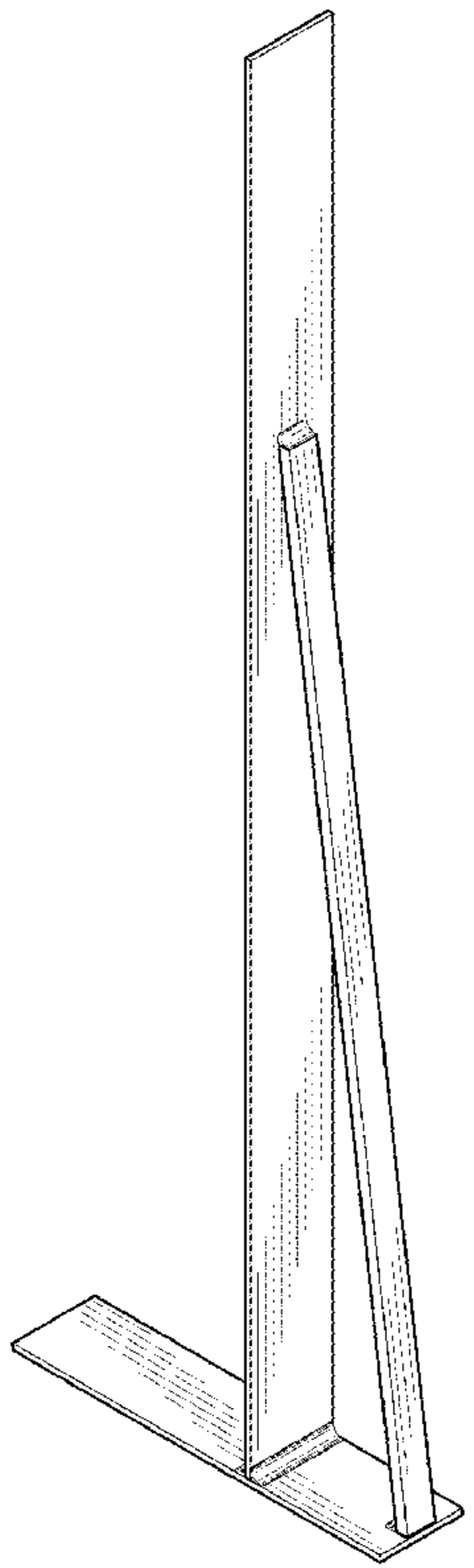
* cited by examiner
Primary Examiner — Cynthia Ramirez
Assistant Examiner — Michael A Maharajh
(74) *Attorney, Agent, or Firm* — Egbert Law Offices,
PLLC

(56) **References Cited**
U.S. PATENT DOCUMENTS
D376,889 S * 12/1996 Pilla D34/38
D426,693 S * 6/2000 Thomsen D34/38
D430,378 S * 8/2000 Worsoe D34/28
D442,062 S * 5/2001 Kelley D8/349
D473,123 S * 4/2003 Anderson D8/354
D629,282 S * 12/2010 Plumb D8/349

(57) **CLAIM**
The ornamental design for a load brace, as shown and described.

DESCRIPTION
FIG. 1 is a perspective view of a load brace showing my new design.
FIG. 2 is a side view thereof;
FIG. 3 is an opposite view thereof;
FIG. 4 is a rear view thereof;
FIG. 5 is a front view thereof;
FIG. 6 is a top view thereof; and,
FIG. 7 is a bottom view thereof.
The broken lines shown the drawings are for the purposes of illustrating environmental structure which form no part of the claimed design.

1 Claim, 2 Drawing Sheets



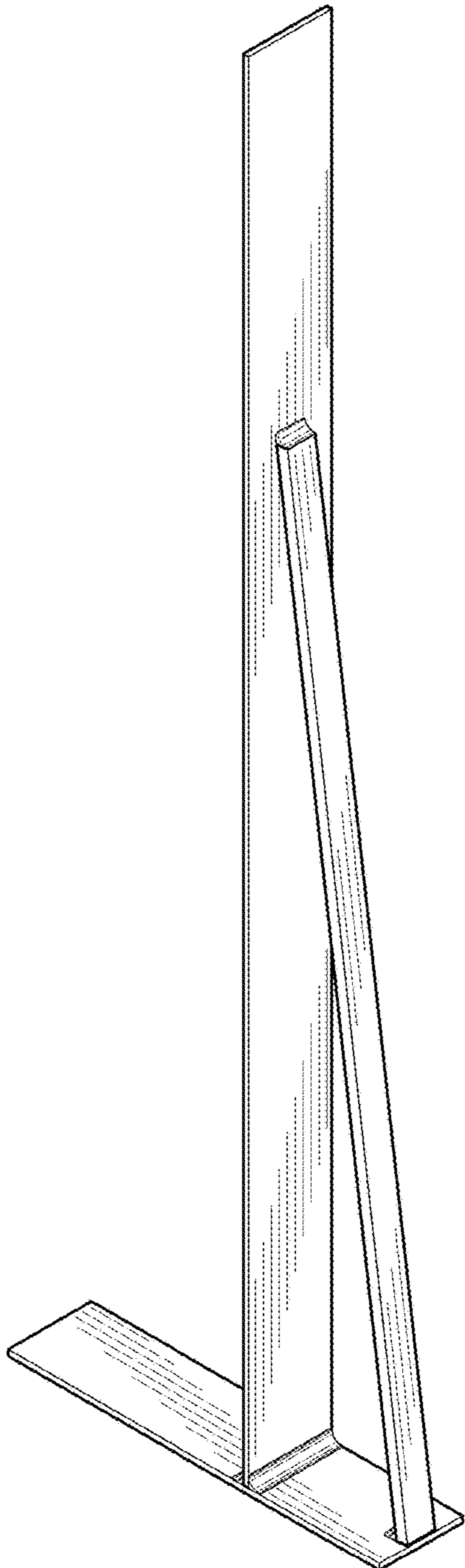


FIG. 1

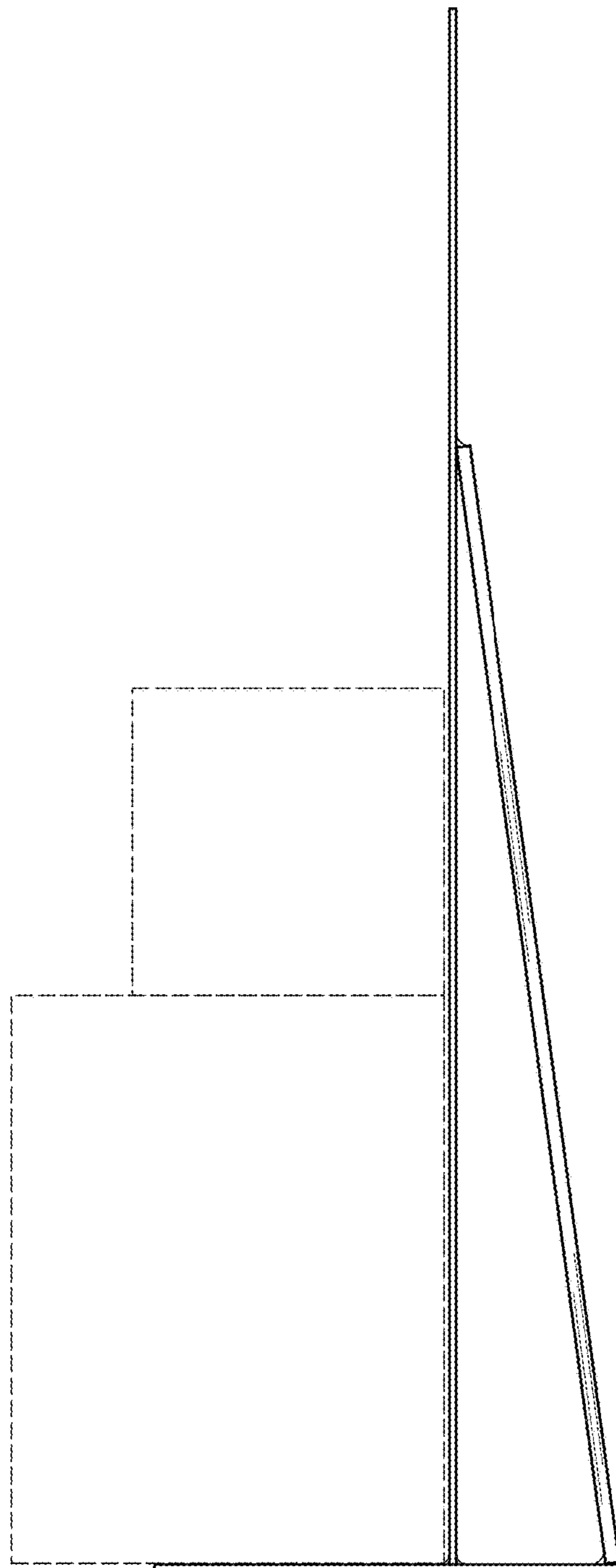


FIG. 2

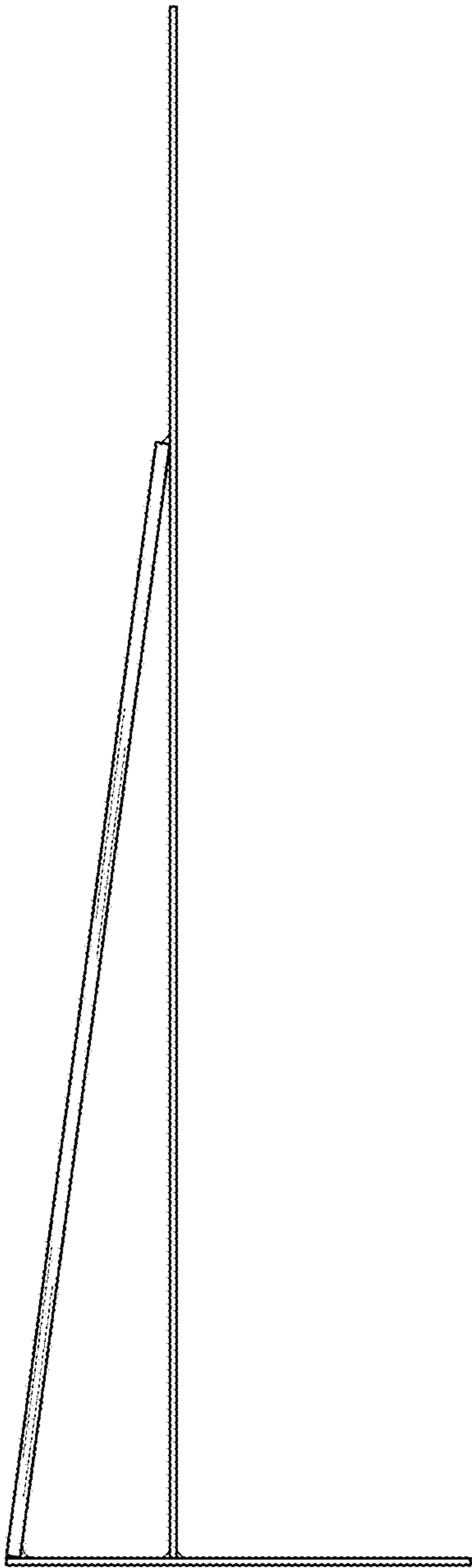


FIG. 3




FIG. 4




FIG. 5




FIG. 6




FIG. 7