



US00D812821S

(12) **United States Design Patent**
Tang

(10) **Patent No.:** **US D812,821 S**
(45) **Date of Patent:** **** Mar. 13, 2018**

(54) **BIRD FEEDER**

(71) Applicant: **LF Centennial Limited**, Tortola (VG)

(72) Inventor: **Tia Tang**, Shanghai (CN)

(73) Assignee: **LF CENTENNIAL LIMITED**, Tortola (VG)

(**) Term: **15 Years**

(21) Appl. No.: **29/596,168**

(22) Filed: **Mar. 6, 2017**

(51) **LOC (11) Cl.** **30-03**

(52) **U.S. Cl.**
USPC **D30/124**; D30/128; D30/127; D30/125

(58) **Field of Classification Search**
USPC D30/121, 124, 127, 128, 133, 114, 115, D30/116, 117, 118, 119, 125, 126; 119/51.03, 57.8, 51.01, 52.2, 710, 711, 119/52.3, 464, 707, 709, 57.9, 124, 51.04; 43/2, 131; 47/86, 65, 65.5, 67, 39, 41.12, 47/79; 426/1, 439, 556; D11/121, 120, D11/79, 117; 428/10, 18, 27; D7/352, D7/356; 156/256, 263; 66/170; 99/372, 99/377, 403; 425/318, 395, 404; 248/175, 27.8; 211/85.31, 88.03, 23; 362/122, 227, 249.15, 249.16, 249.18, 362/806

CPC A01K 39/02; A01K 39/0206; A01K 39/04; A01K 39/012; A01K 39/026

See application file for complete search history.

(56) **References Cited**

U.S. PATENT DOCUMENTS

D194,846 S * 3/1963 Parry D26/19
3,125,069 A * 3/1964 Fowler A01K 39/00
119/77
4,691,665 A * 9/1987 Hefner A01K 39/012
119/57.8

5,507,249 A * 4/1996 Shaw A01K 39/0113
119/72
5,640,927 A * 6/1997 Klein A01K 39/00
119/72
5,682,835 A * 11/1997 Walter A01K 39/012
119/57.8
D454,669 S * 3/2002 Lieb D30/125
6,659,041 B1 * 12/2003 Curts A01K 39/012
119/52.2
D603,567 S * 11/2009 Chen D30/124
7,634,974 B1 * 12/2009 Puckett A01K 39/014
119/61.57
D683,909 S * 6/2013 Muhr D30/124
D698,102 S * 1/2014 Muhr D30/124
D698,501 S * 1/2014 Muhr D30/124
D707,401 S * 6/2014 Chen D30/124

(Continued)

Primary Examiner — Susan Moon Lee
(74) *Attorney, Agent, or Firm* — Seed IP Law Group LLP

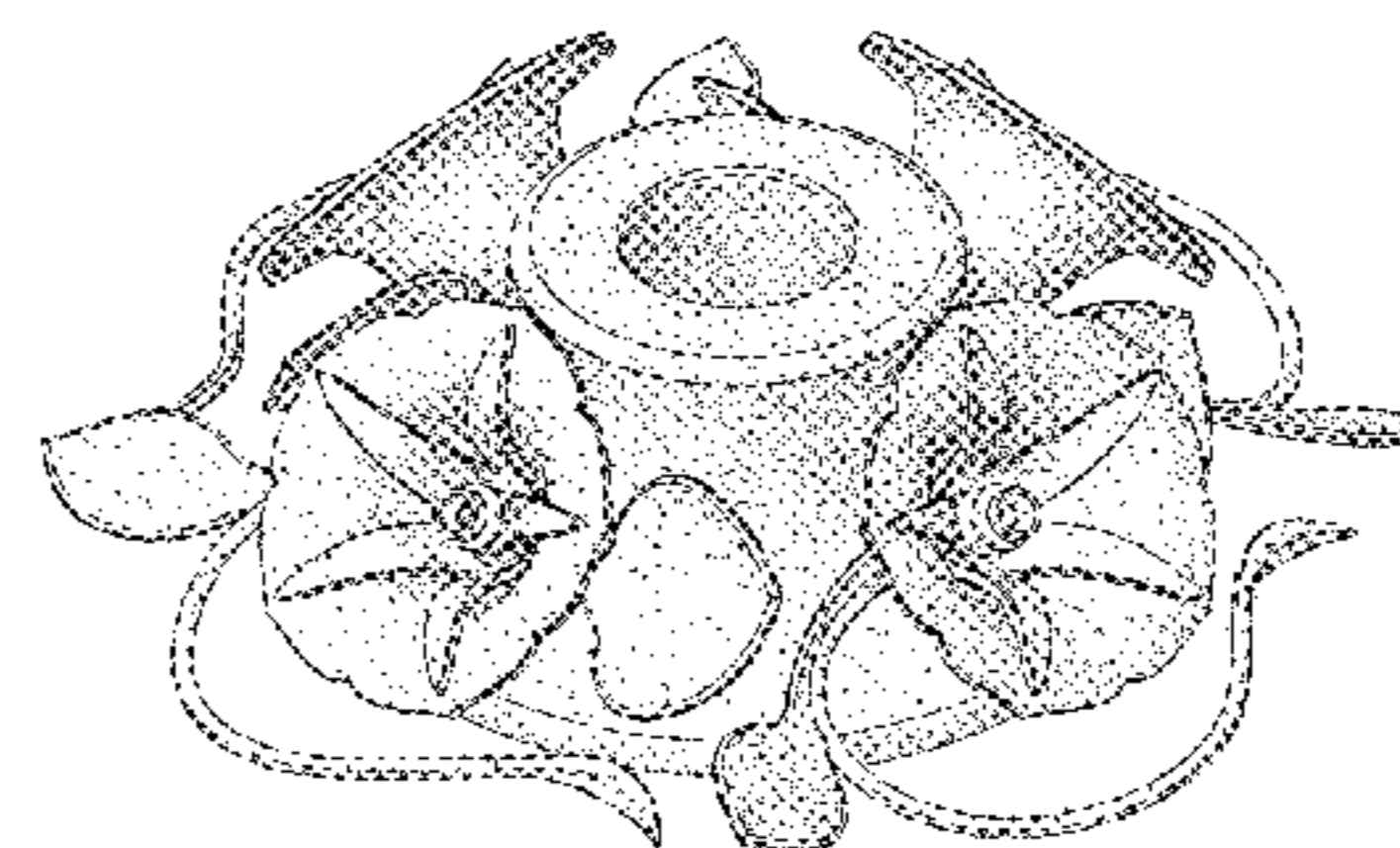
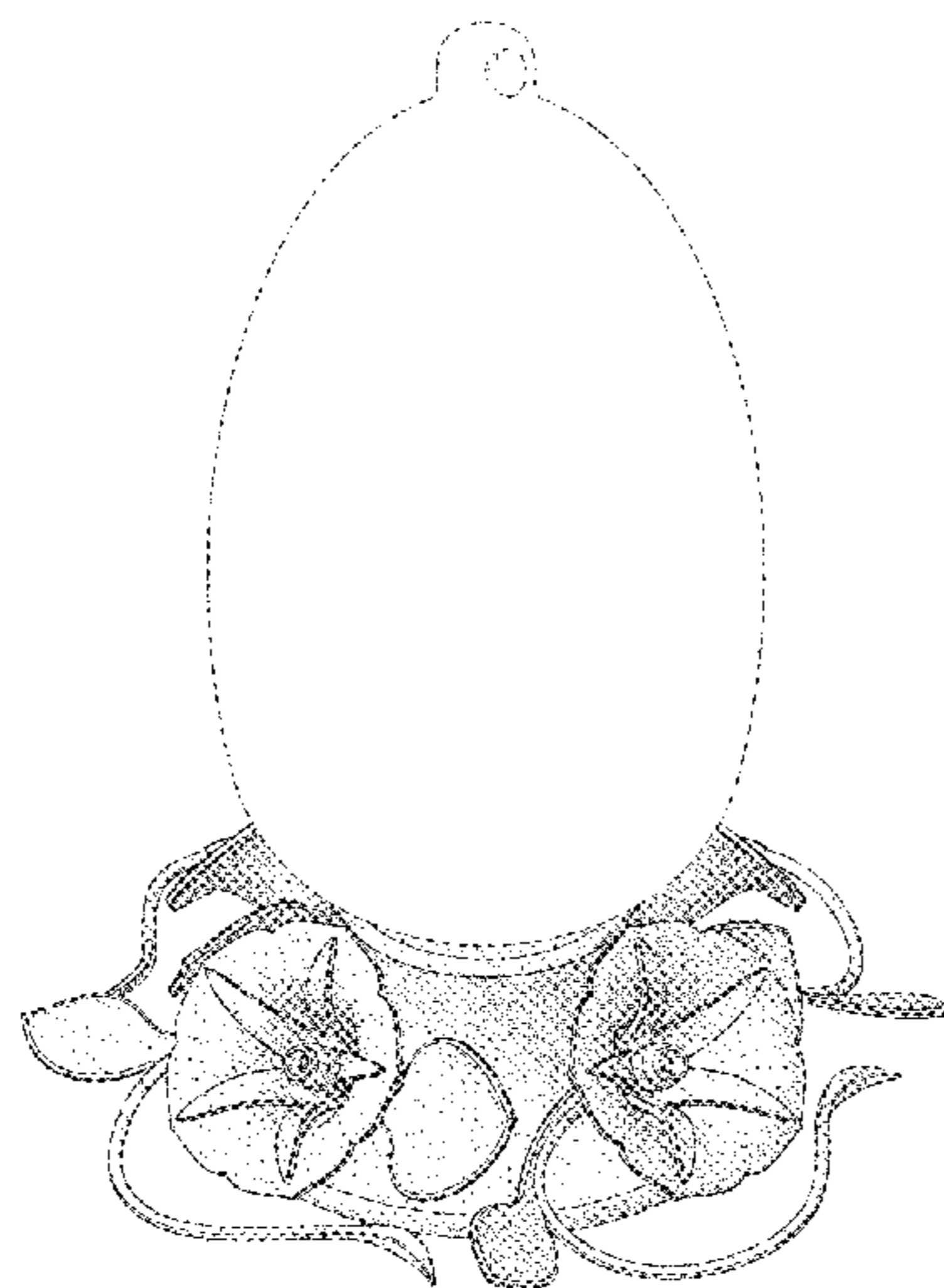
(57) **CLAIM**

The ornamental design for a bird feeder, substantially as shown and described.

DESCRIPTION

FIG. 1 is a top isometric view of a bird feeder showing my new design.
FIG. 2 is a top isometric view thereof.
FIG. 3 is a bottom isometric view thereof.
FIG. 4 is a top plan view thereof.
FIG. 5 is a bottom plan view thereof.
FIG. 6 is a front elevational view thereof.
FIG. 7 is a rear elevational view thereof.
FIG. 8 is a left side elevational view thereof; and,
FIG. 9 is a right side elevational view thereof.
Stippling and tangency lines in the drawings represent the three-dimensional contours of the design, and are not intended to indicate surface decoration. The broken lines in the drawings are for illustrative purposes only and form no part of the claimed design.

1 Claim, 5 Drawing Sheets



(56)

References Cited

U.S. PATENT DOCUMENTS

8,763,556 B1 * 7/2014 Vaughn, Jr. A01K 39/0206
119/52.2
D721,208 S * 1/2015 Chen D30/124
D725,224 S * 3/2015 Zhang D22/122
D727,574 S * 4/2015 Schroeder D30/124
D729,340 S * 5/2015 Zhang D22/122
9,615,548 B2 * 4/2017 Lipford A01K 39/01
9,642,341 B2 * 5/2017 Lipford A01K 39/012
D789,621 S * 6/2017 Nifong D30/124
D790,777 S * 6/2017 Nifong D30/124
2004/0103851 A1 * 6/2004 Hunter A01K 39/02
119/72
2004/0118354 A1 * 6/2004 Cox A01K 39/02
119/72
2007/0272161 A1 * 11/2007 Stone A01K 39/02
119/51.01
2007/0289540 A1 * 12/2007 Stone A01K 39/02
119/72
2008/0087225 A1 * 4/2008 Lin A01K 39/02
119/72
2009/0308321 A1 * 12/2009 Szczygiel-
Durante A01K 39/02
119/72
2009/0320765 A1 * 12/2009 Gauker A01K 39/02
119/75
2010/0224132 A1 * 9/2010 Gauker A01K 39/02
119/80
2010/0251967 A1 * 10/2010 Mateer A01K 39/0206
119/77
2011/0297095 A1 * 12/2011 Cruz A01K 39/02
119/80
2012/0216750 A1 * 8/2012 Cruz A01K 39/0206
119/72

* cited by examiner



FIG. 1

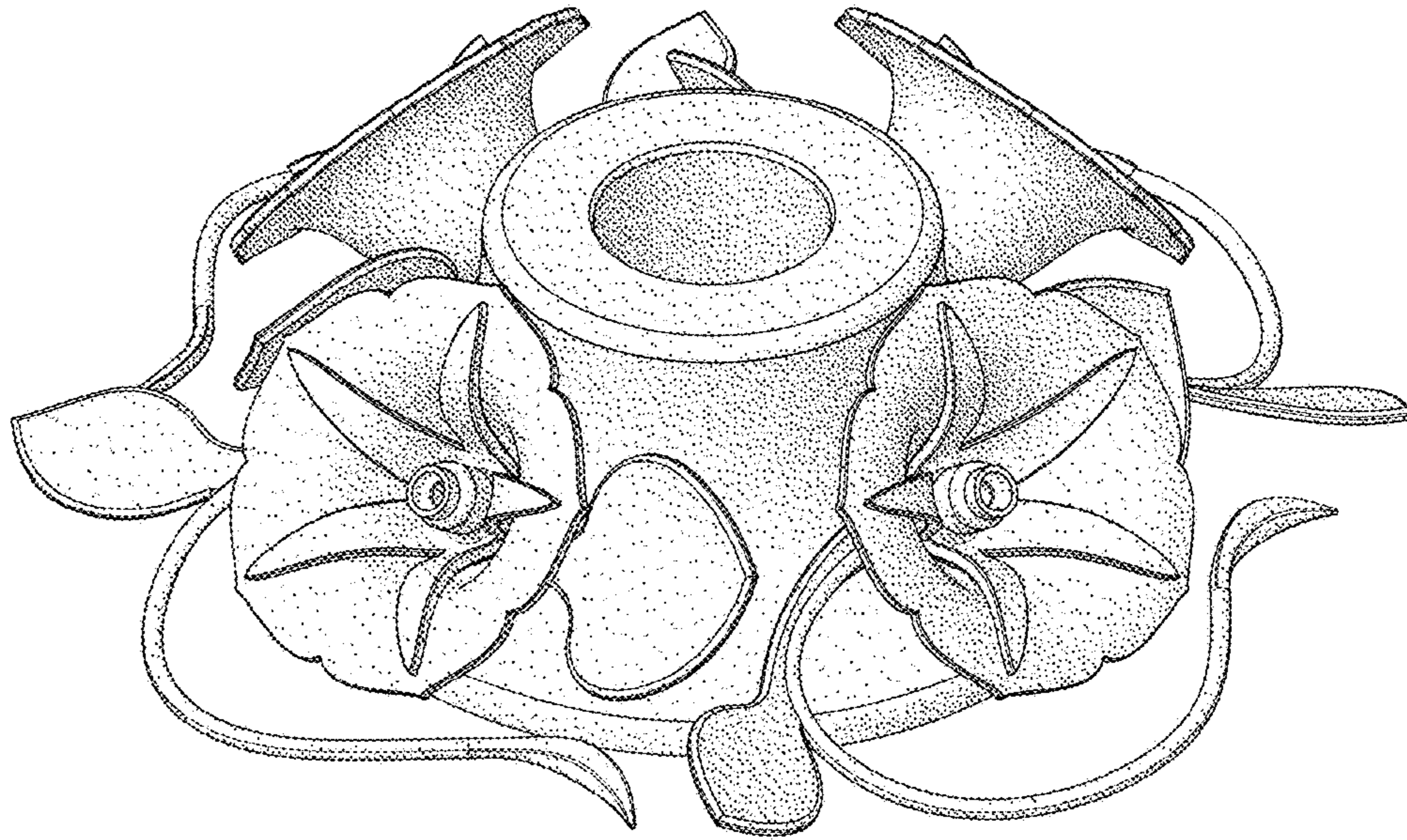


FIG. 2

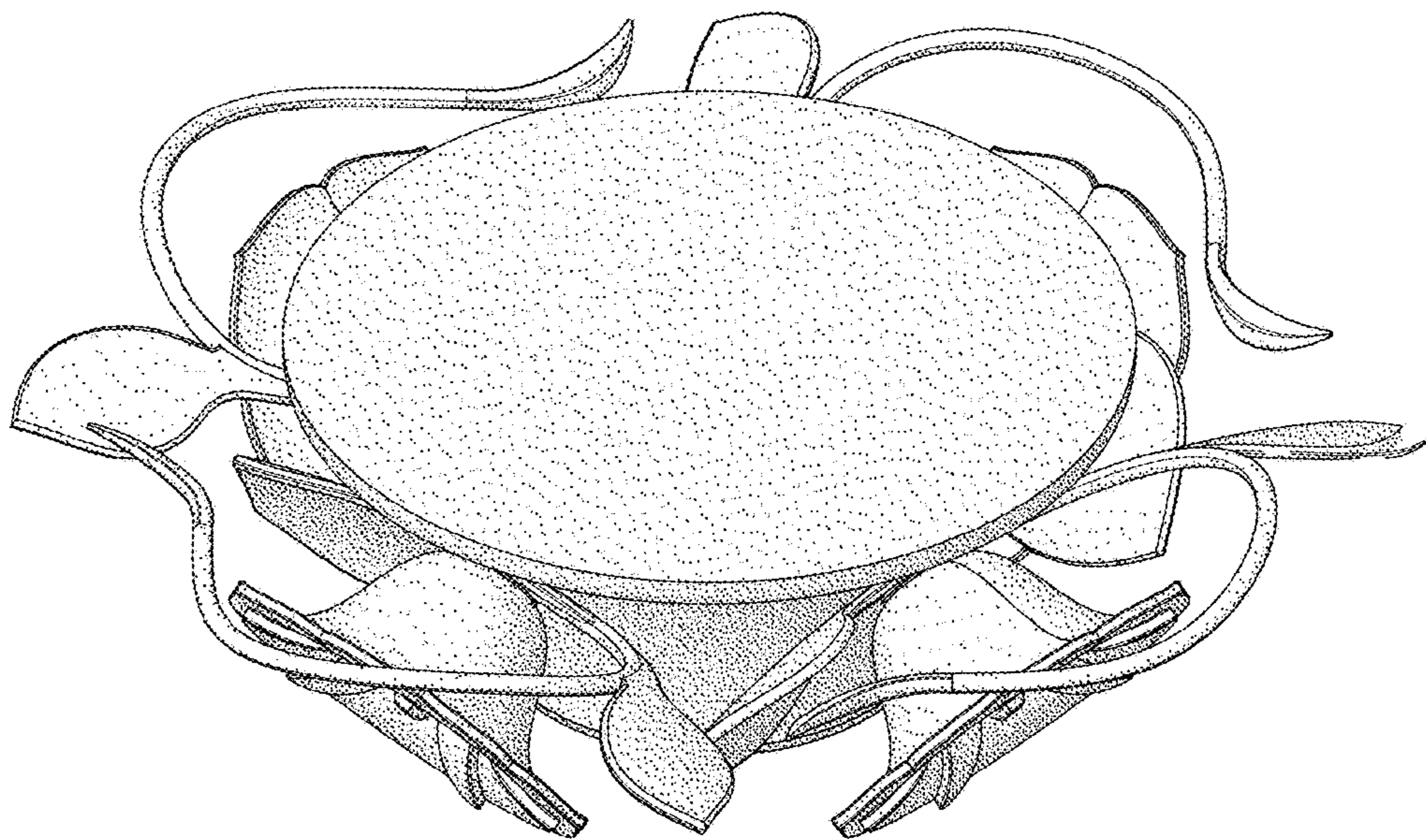


FIG. 3




FIG. 4




FIG. 5

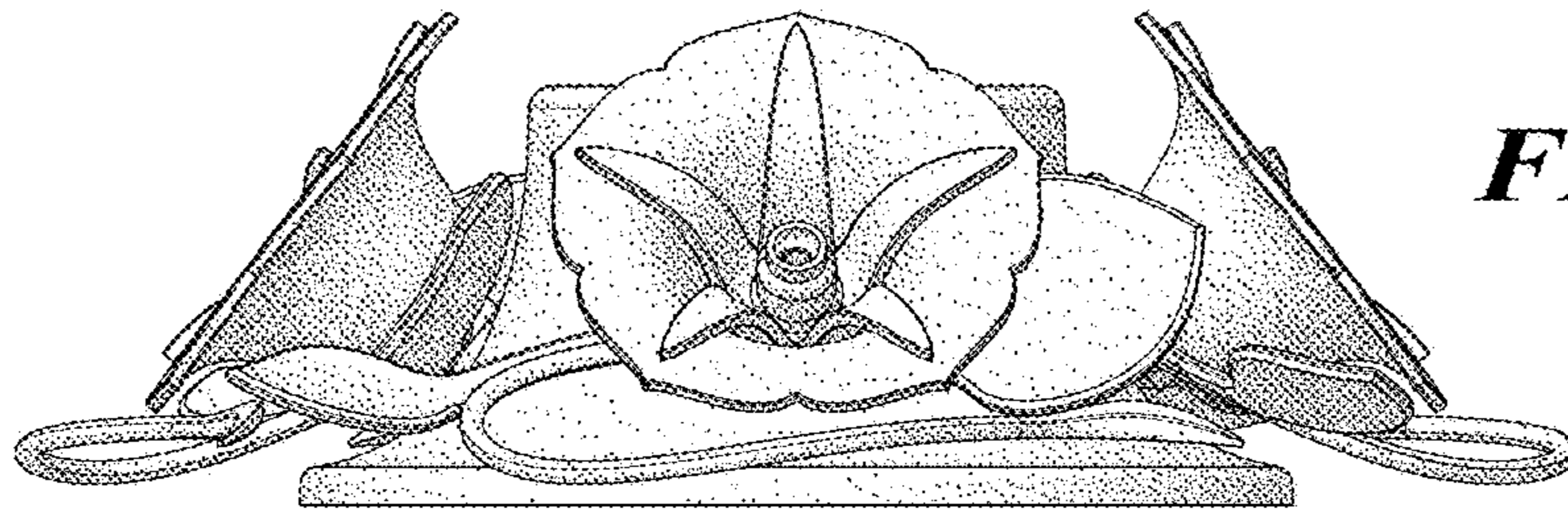


FIG. 6

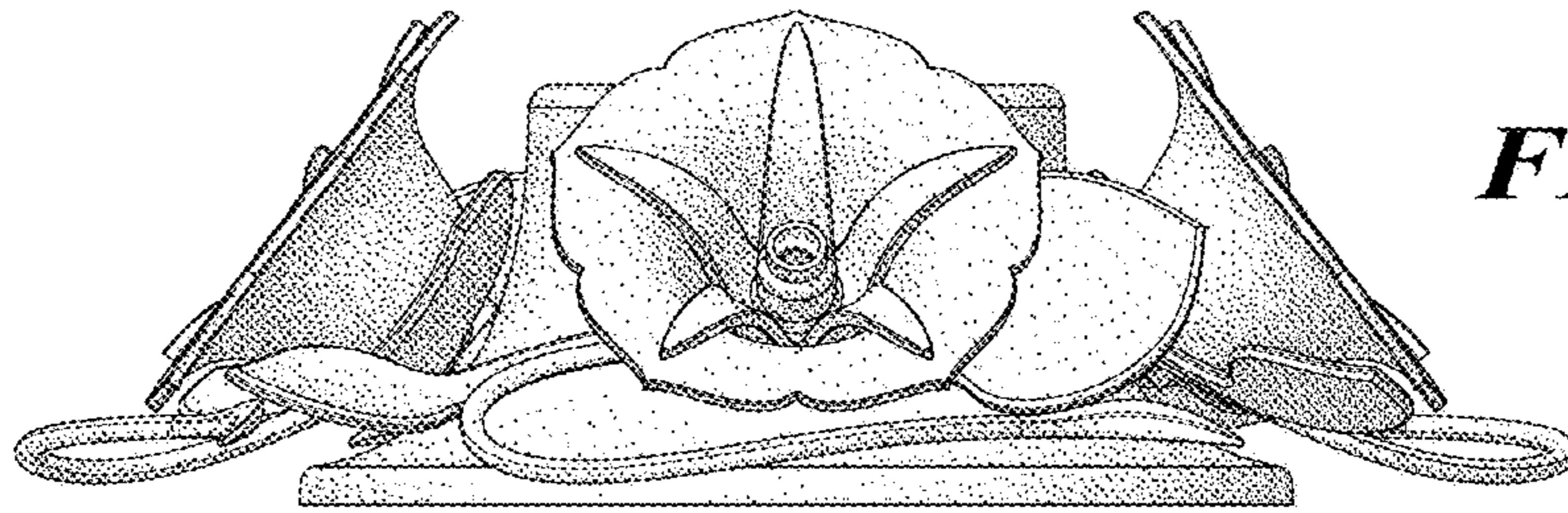


FIG. 7

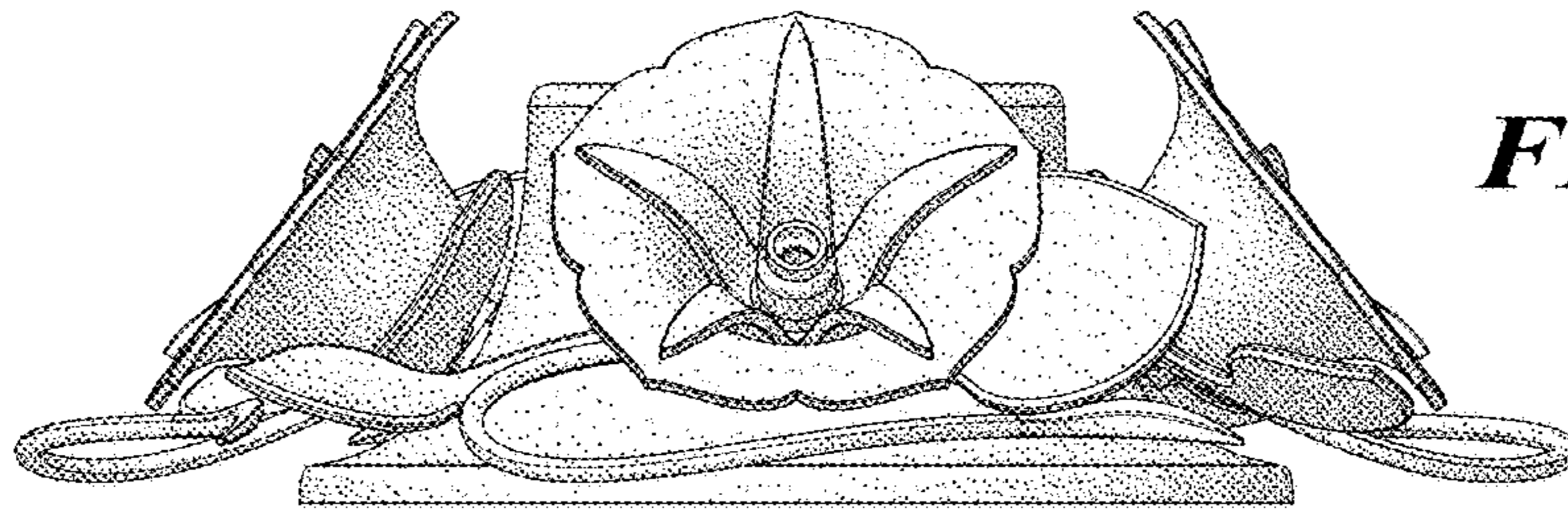


FIG. 8

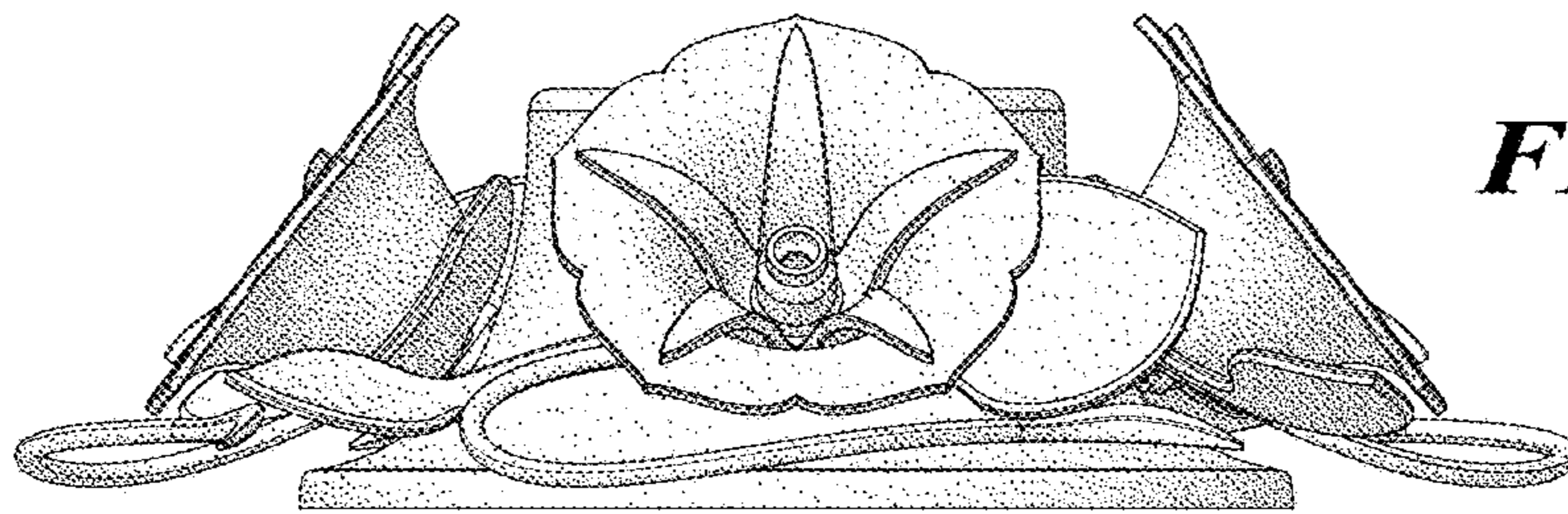


FIG. 9