



US00D812812S

(12) **United States Design Patent** (10) **Patent No.:** **US D812,812 S**  
**Zuckerman et al.** (45) **Date of Patent:** **\*\* Mar. 13, 2018**

(54) **DETERGENT/CLEANING PACKET**  
(71) Applicant: **Jempak Corporation**, Concord (CA)  
(72) Inventors: **Charles Zuckerman**, Concord (CA);  
**Emil Tarnowsky**, Concord (CA)  
(73) Assignee: **JemPak Corporation**, Concord,  
Ontario (CA)  
(\*\*) Term: **15 Years**

D647,250 S 10/2011 Heidel et al.  
D648,065 S 11/2011 Heidel et al.  
D648,066 S 11/2011 Heidel et al.  
D648,070 S 11/2011 Heidel et al.  
D649,710 S 11/2011 Mehdizadeh  
D651,340 S 12/2011 Heidel et al.  
D652,165 S 1/2012 Gordon et al.  
D656,669 S 3/2012 Davis et al.  
D656,670 S 3/2012 Davis et al.  
D656,671 S 3/2012 Davis et al.  
D656,672 S 3/2012 Davis et al.  
D656,673 S 3/2012 Davis et al.

(Continued)

(21) Appl. No.: **29/603,878**  
(22) Filed: **May 12, 2017**

*Primary Examiner* — Jennifer Rivard  
(74) *Attorney, Agent, or Firm* — Gilbert's LLP; Matthew  
D. Powell

**Related U.S. Application Data**

(62) Division of application No. 29/543,284, filed on Oct.  
22, 2015.  
(51) **LOC (11) Cl.** ..... **28-03**  
(52) **U.S. Cl.**  
USPC ..... **D28/8.1**  
(58) **Field of Classification Search**  
USPC ..... D9/424–426, 428, 430–432, 702, 707,  
D9/710, 737, 759  
CPC ..... C11D 17/04; C11D 17/041–17/042; C11D  
17/043–17/047; C11D 17/0047–17/0091;  
C11D 17/0095; C11D 17/00–17/0021  
See application file for complete search history.

(57) **CLAIM**

The ornamental design for a detergent/cleaning packet, as  
shown and described.

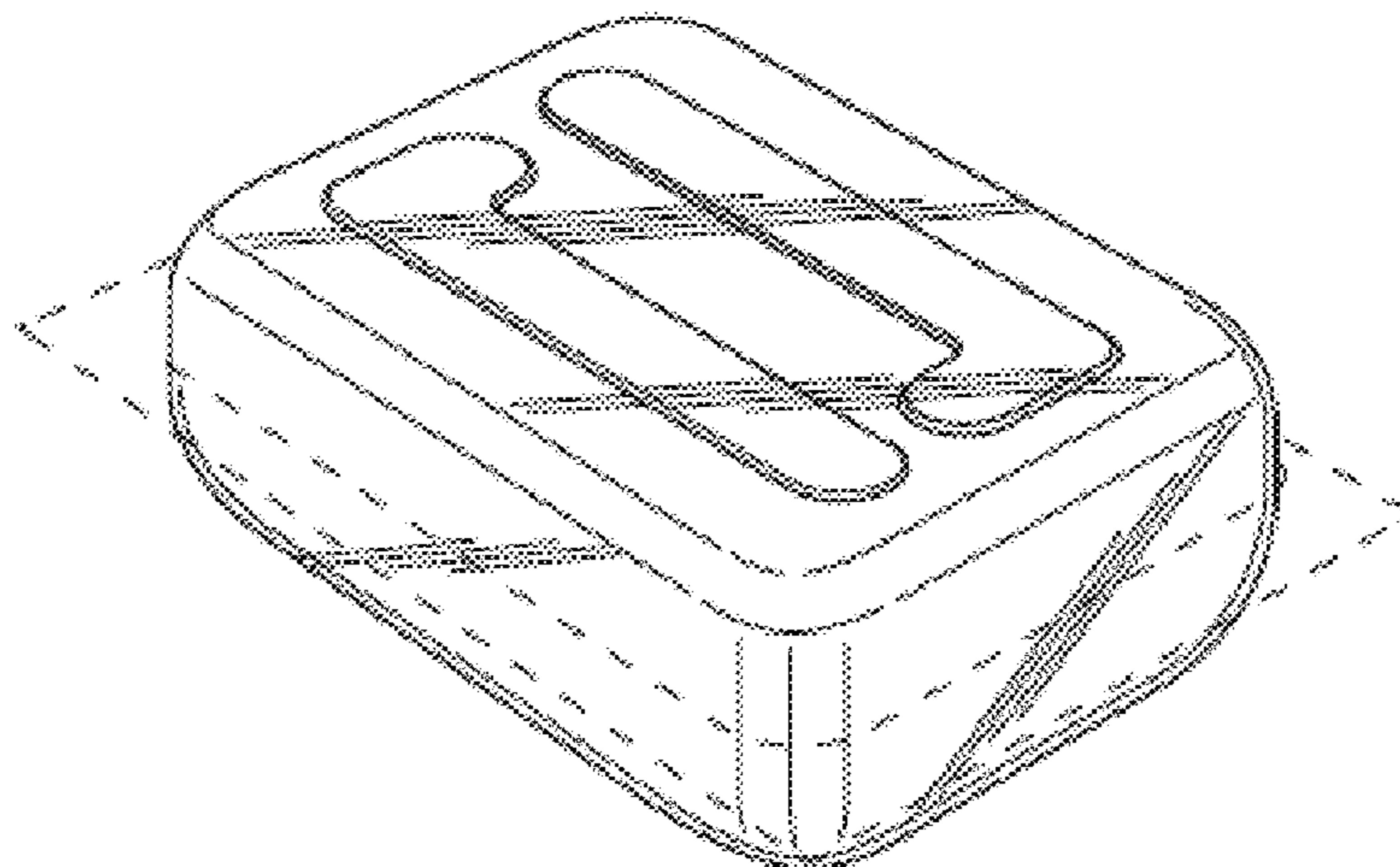
**DESCRIPTION**

FIG. 1 is a perspective view of the detergent/cleaning  
packet, in accordance with the design;  
FIG. 2 is a top view of the detergent/cleaning packet of FIG.  
1;  
FIG. 3 is a first end view of the detergent/cleaning packet of  
FIG. 1;  
FIG. 4 is a second end view of the detergent/cleaning packet  
of FIG. 1;  
FIG. 5 is a first side view of the detergent/cleaning packet of  
FIG. 1;  
FIG. 6 is a second side view of the detergent/cleaning packet  
of FIG. 1; and,  
FIG. 7 is a bottom view of the detergent/cleaning packet of  
FIG. 1.  
The portions of the detergent/cleaning packet shown in  
broken lines are for purposes of illustration only and do not  
form part of the design.

(56) **References Cited**  
U.S. PATENT DOCUMENTS

D372,083 S 7/1996 Williams  
D485,942 S 1/2004 McLeish  
D490,567 S 5/2004 McLeish  
D599,057 S 8/2009 Beckholt et al.  
D604,635 S 11/2009 Xu  
D618,393 S 6/2010 Beckholt et al.  
D621,718 S 8/2010 Mehdizadeh  
D643,574 S 8/2011 Heidel et al.  
D647,249 S 10/2011 Heidel et al.

**1 Claim, 1 Drawing Sheet**



(56)

**References Cited**

## U.S. PATENT DOCUMENTS

D656,674 S 3/2012 Davis et al.  
D657,495 S 4/2012 Davis et al.  
D657,910 S 4/2012 Davis et al.  
D659,902 S 5/2012 Mehdizadeh  
D673,327 S \* 12/2012 Dedeyan ..... D28/8.1  
D679,862 S 4/2013 Sunder  
D679,863 S 4/2013 Sunder  
D680,445 S 4/2013 Kopulos et al.  
D681,270 S 4/2013 Davis  
D681,271 S 4/2013 Davis  
D681,272 S 4/2013 Davis  
D681,273 S 4/2013 Davis  
D683,499 S 5/2013 Dedeyan et al.  
D687,182 S \* 7/2013 Gordon ..... D28/8.1  
D689,240 S \* 9/2013 Sunder ..... D28/8.1  
D689,241 S \* 9/2013 Gerhards ..... D28/8.1  
D689,326 S 10/2013 Gerhards  
D691,326 S \* 10/2013 Gerhards ..... D28/8.1  
D695,451 S \* 12/2013 Gerhards ..... D28/8.1  
D728,157 S 4/2015 Sarb  
D732,735 S \* 6/2015 Nixon ..... D28/8.1  
D733,962 S \* 7/2015 Sunder ..... D28/8.1  
D735,407 S \* 7/2015 Gerhards ..... D28/8.1  
D735,408 S \* 7/2015 Meier ..... D28/8.1  
D735,409 S \* 7/2015 Sunder ..... D28/8.1  
D744,162 S \* 11/2015 Sunder ..... D28/8.1  
D748,330 S \* 1/2016 Gerhards ..... D28/8.1  
D759,891 S \* 6/2016 Sarb ..... D28/8.1  
D774,249 S \* 12/2016 McLenithan ..... D28/8.1  
D774,250 S \* 12/2016 McLenithan ..... D28/8.1  
D774,251 S \* 12/2016 McLenithan ..... D28/8.1  
D777,373 S \* 1/2017 Sunder ..... D28/8.1  
D779,727 S \* 2/2017 Johnson ..... D28/8.1  
2016/0230131 A1 \* 8/2016 Wiedemann ..... B65D 65/46

\* cited by examiner

Fig. 1

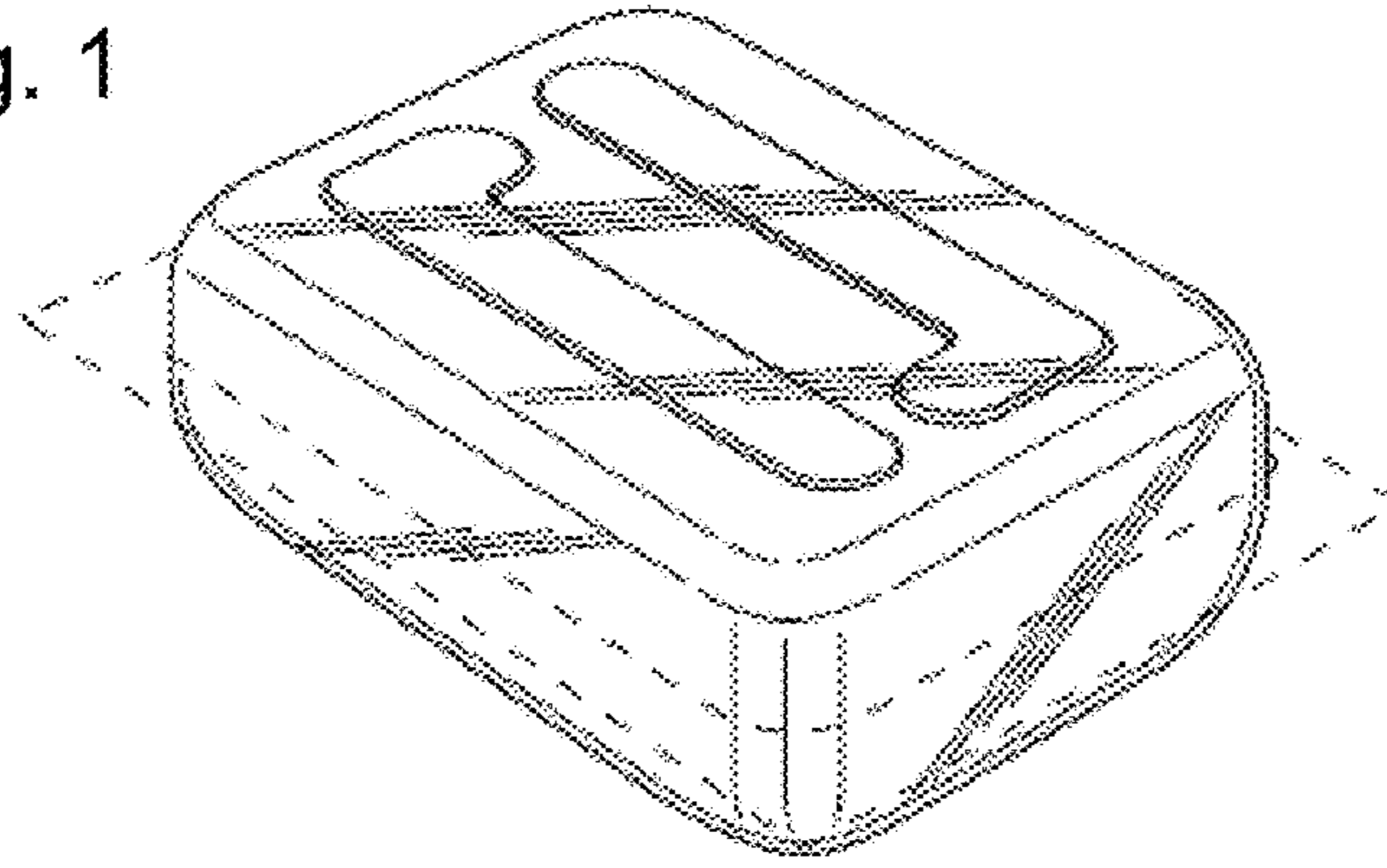


Fig. 2

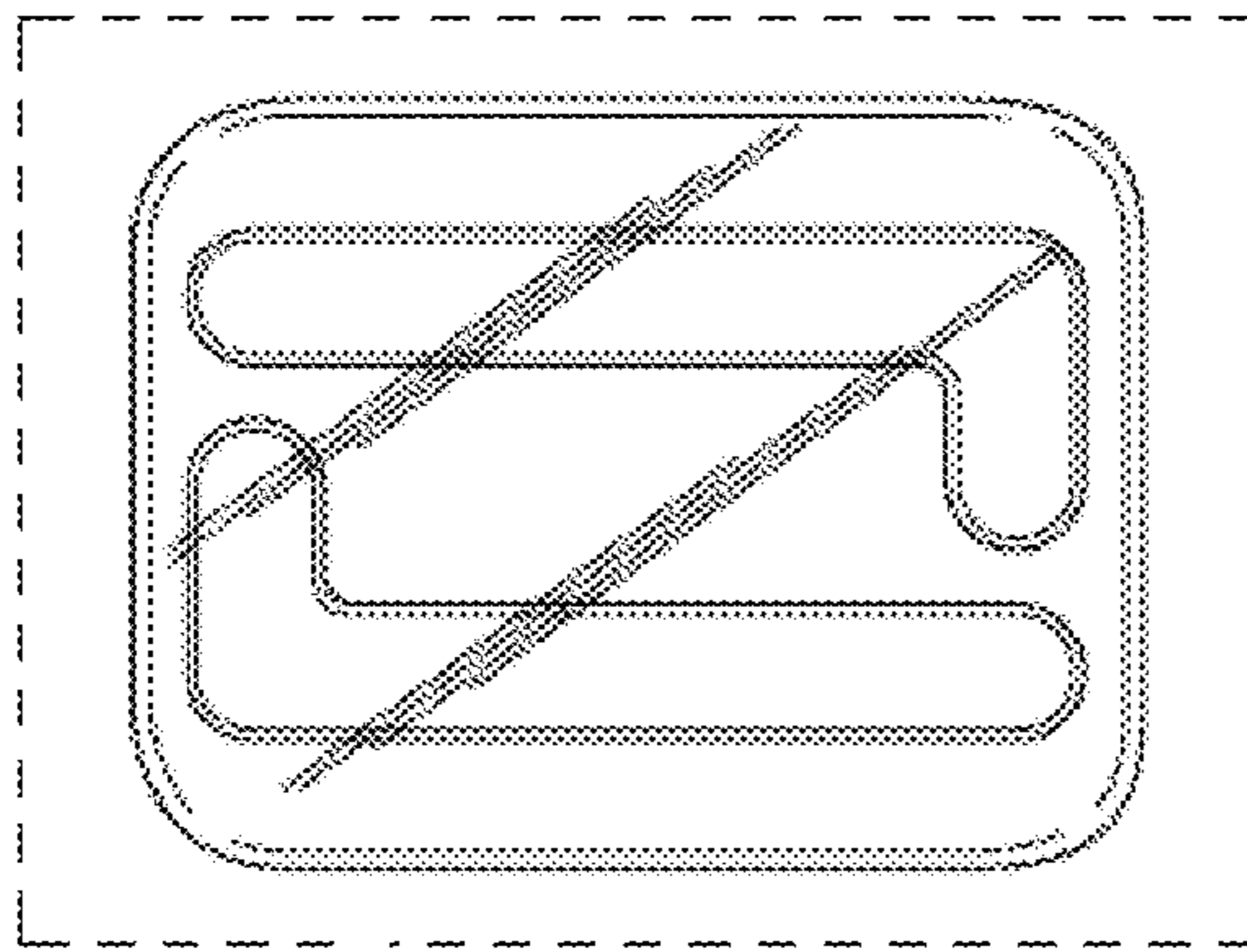


Fig. 3

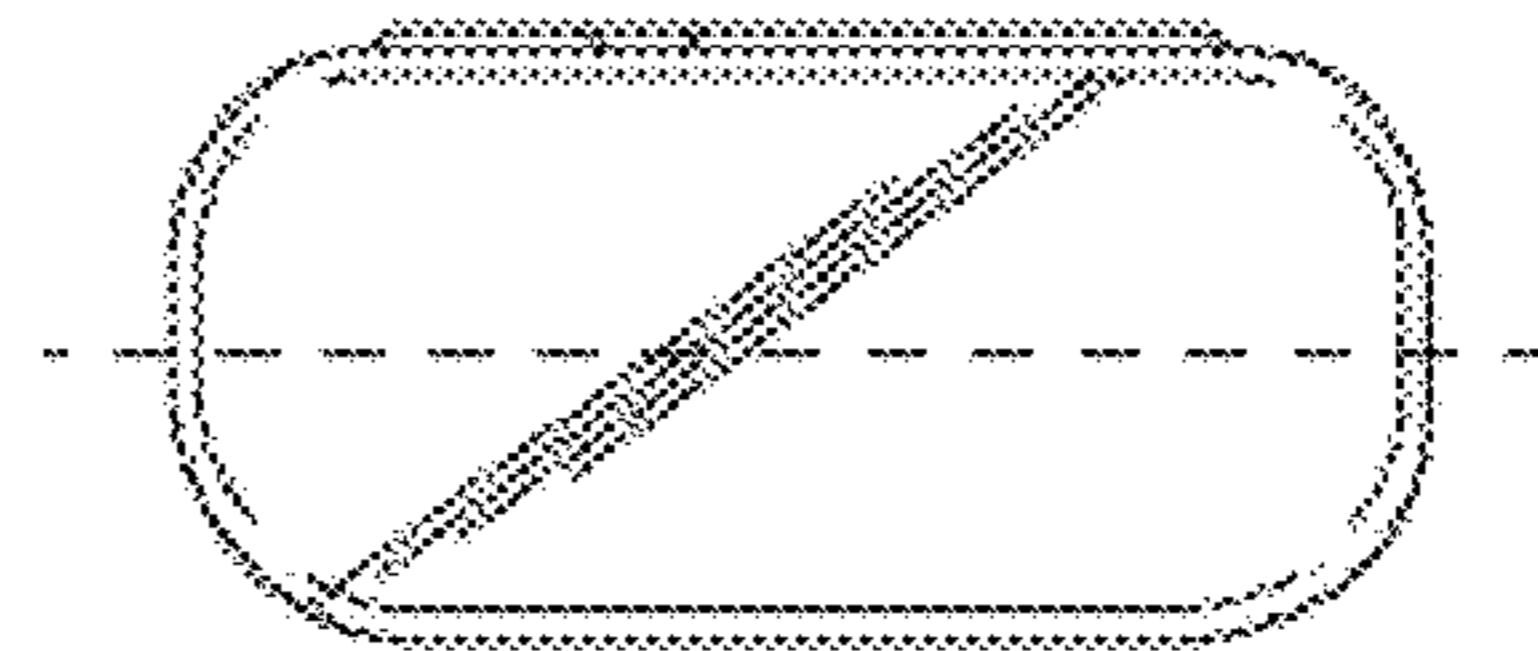


Fig. 4

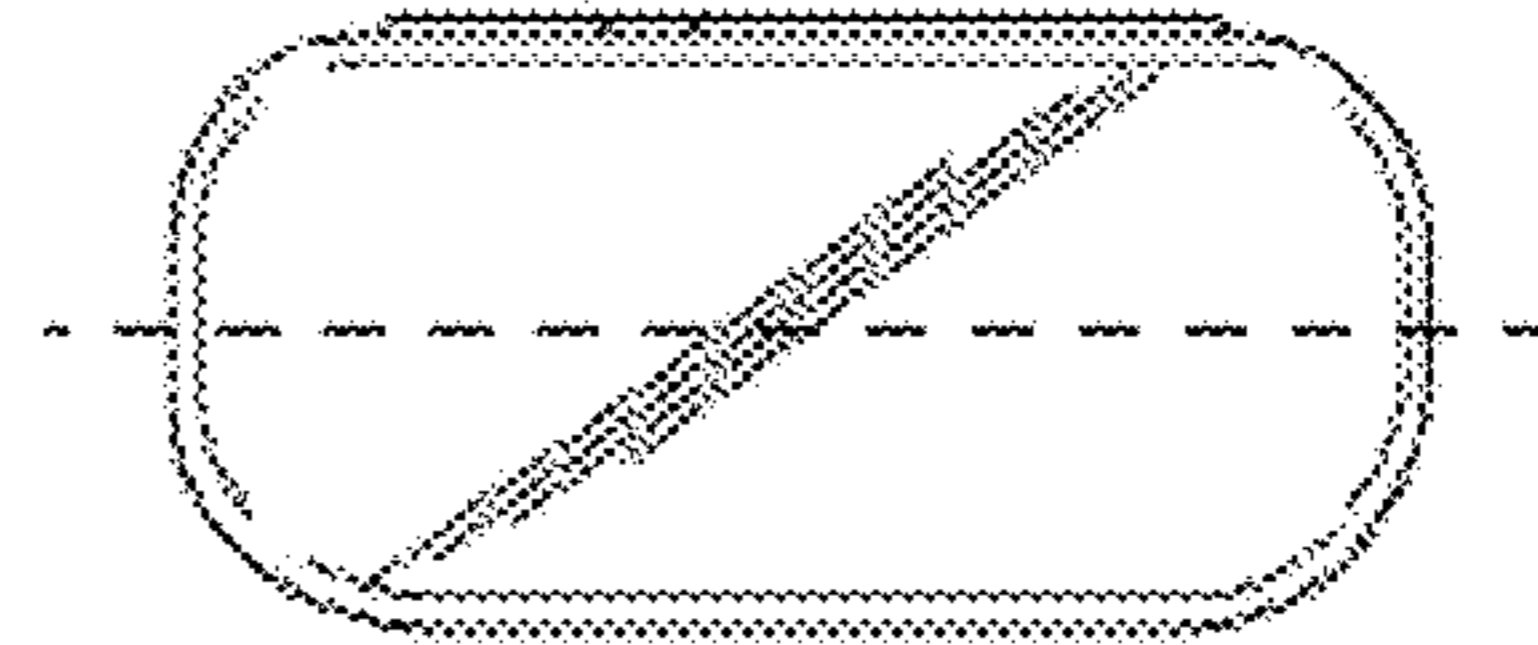


Fig. 5

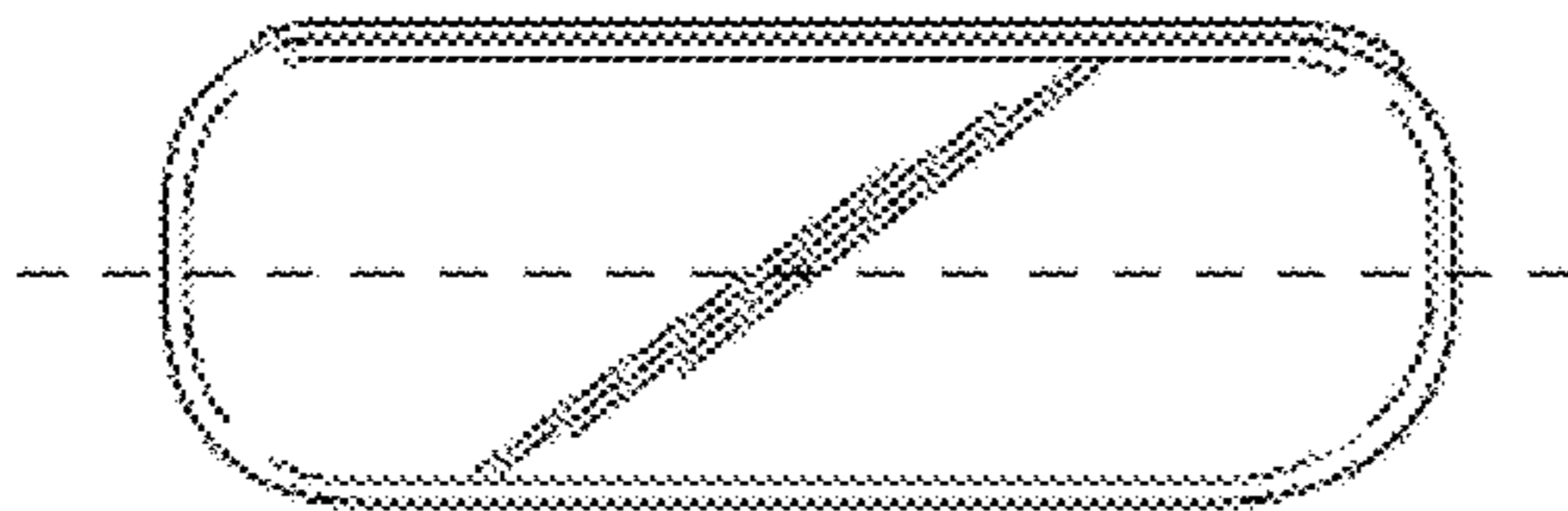


Fig. 6

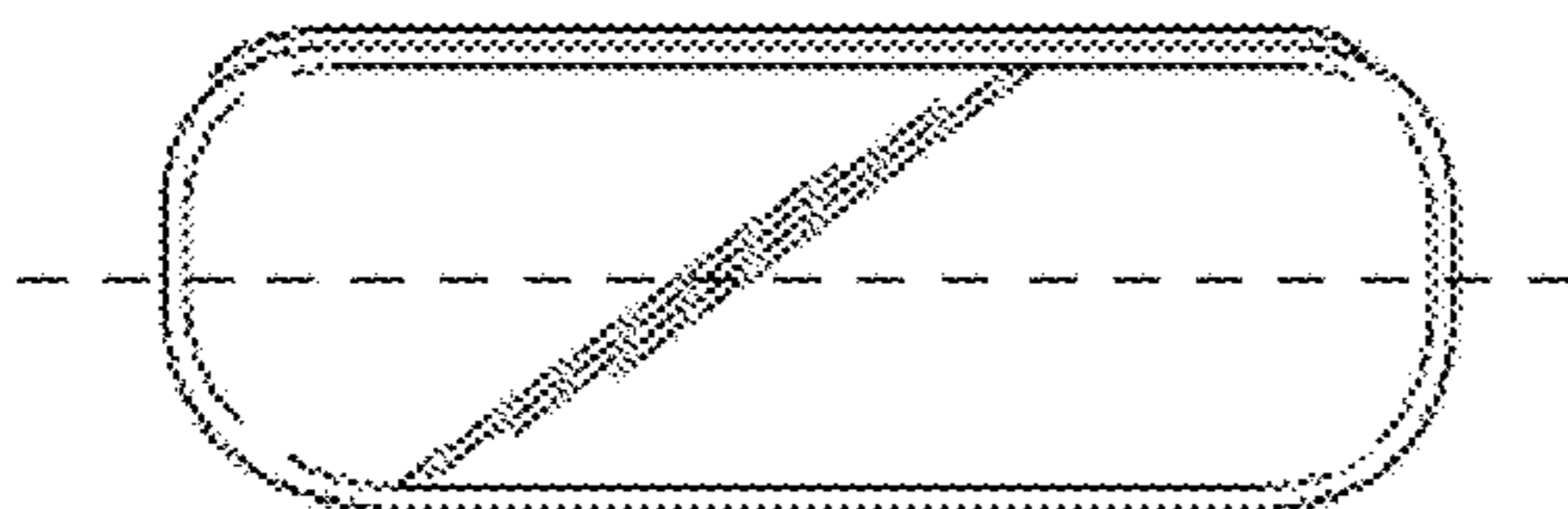


Fig. 7

