



US00D812809S

(12) **United States Design Patent**  
**Nicoline**

(10) **Patent No.:** **US D812,809 S**  
(45) **Date of Patent:** **\*\* Mar. 13, 2018**

(54) **COSMETICS APPLICATOR**  
(71) Applicant: **Paris Presents Incorporated**, Gurnee, IL (US)  
(72) Inventor: **Alyssa Nicoline**, McHenry, IL (US)  
(73) Assignee: **PARIS PRESENTS INCORPORATED**, Gurnee, IL (US)  
(\*\*) Term: **15 Years**

D450,165 S \* 11/2001 Osiecki ..... D28/63  
D495,842 S \* 9/2004 Minkley ..... D32/40  
D554,309 S \* 10/2007 Wolk ..... D32/40  
7,575,384 B2 \* 8/2009 Bauer ..... A47K 7/03  
401/7  
D640,827 S \* 6/2011 Ninomiya ..... D28/7  
D713,095 S \* 9/2014 Bishop ..... D28/10  
D758,008 S \* 5/2016 Kolby ..... D28/7  
D770,092 S \* 10/2016 Lim ..... D28/7  
D773,731 S \* 12/2016 Harris ..... D28/7  
D788,977 S \* 6/2017 Silva ..... D17/20  
D789,600 S \* 6/2017 Nicoline ..... D28/7

(21) Appl. No.: **29/586,002**  
(22) Filed: **Nov. 30, 2016**  
(51) **LOC (11) Cl.** ..... **28-02**  
(52) **U.S. Cl.**  
USPC ..... **D28/7**  
(58) **Field of Classification Search**  
USPC ..... D28/7, 8, 82, 63, 76, 99; D4/137, 127, D4/129; D9/723, 724; 15/209.1, 210.1, 15/210.5, 118, 244.1; 132/317, 320  
CPC ..... A45D 2200/10; A45D 2200/1018; A45D 2200/1009; A45D 2200/1027; A45D 2200/1036; A45D 2200/1063; A45D 40/262; A61M 35/00; A61M 35/003; A61K 8/208  
See application file for complete search history.

\* cited by examiner

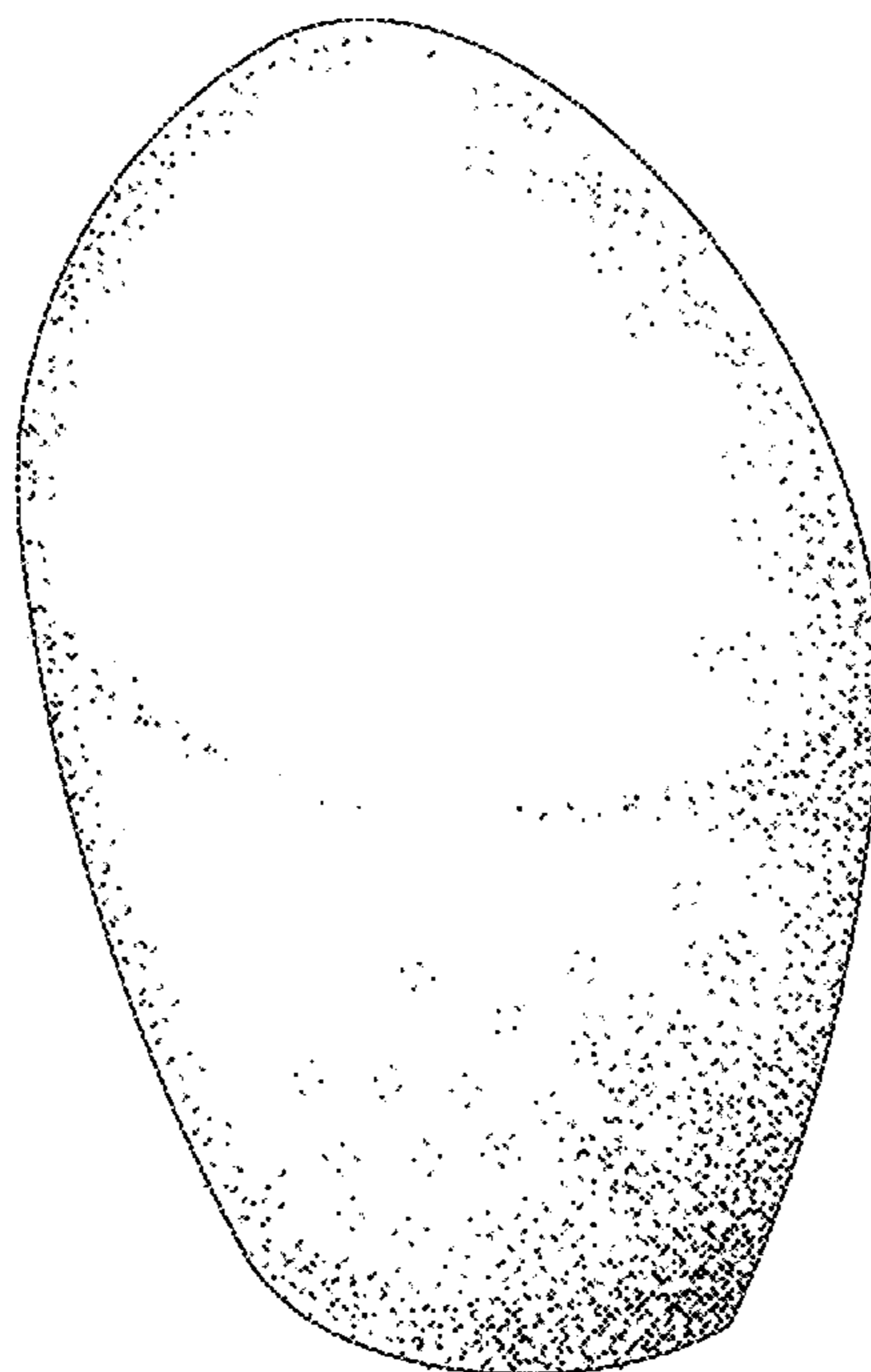
*Primary Examiner* — Susan Bennett Hattan  
*Assistant Examiner* — Rebecca Tsehaye  
(74) *Attorney, Agent, or Firm* — Quarles & Brady LLP

(56) **References Cited**  
U.S. PATENT DOCUMENTS  
4,665,580 A \* 5/1987 Morris ..... A47L 13/17  
15/118  
6,250,829 B1 \* 6/2001 Brower ..... A45D 34/04  
15/227

(57) **CLAIM**  
The ornamental design for a cosmetics applicator, substantially as shown and described.

**DESCRIPTION**  
FIG. 1 is a top perspective view of a cosmetics applicator showing our new design;  
FIG. 2 is a bottom perspective view thereof;  
FIG. 3 is a front view thereof;  
FIG. 4 is a back side view thereof;  
FIG. 5 is a right side view thereof;  
FIG. 6 is a left side view thereof;  
FIG. 7 is a top plan view thereof; and,  
FIG. 8 is a bottom plan view thereof.

**1 Claim, 6 Drawing Sheets**



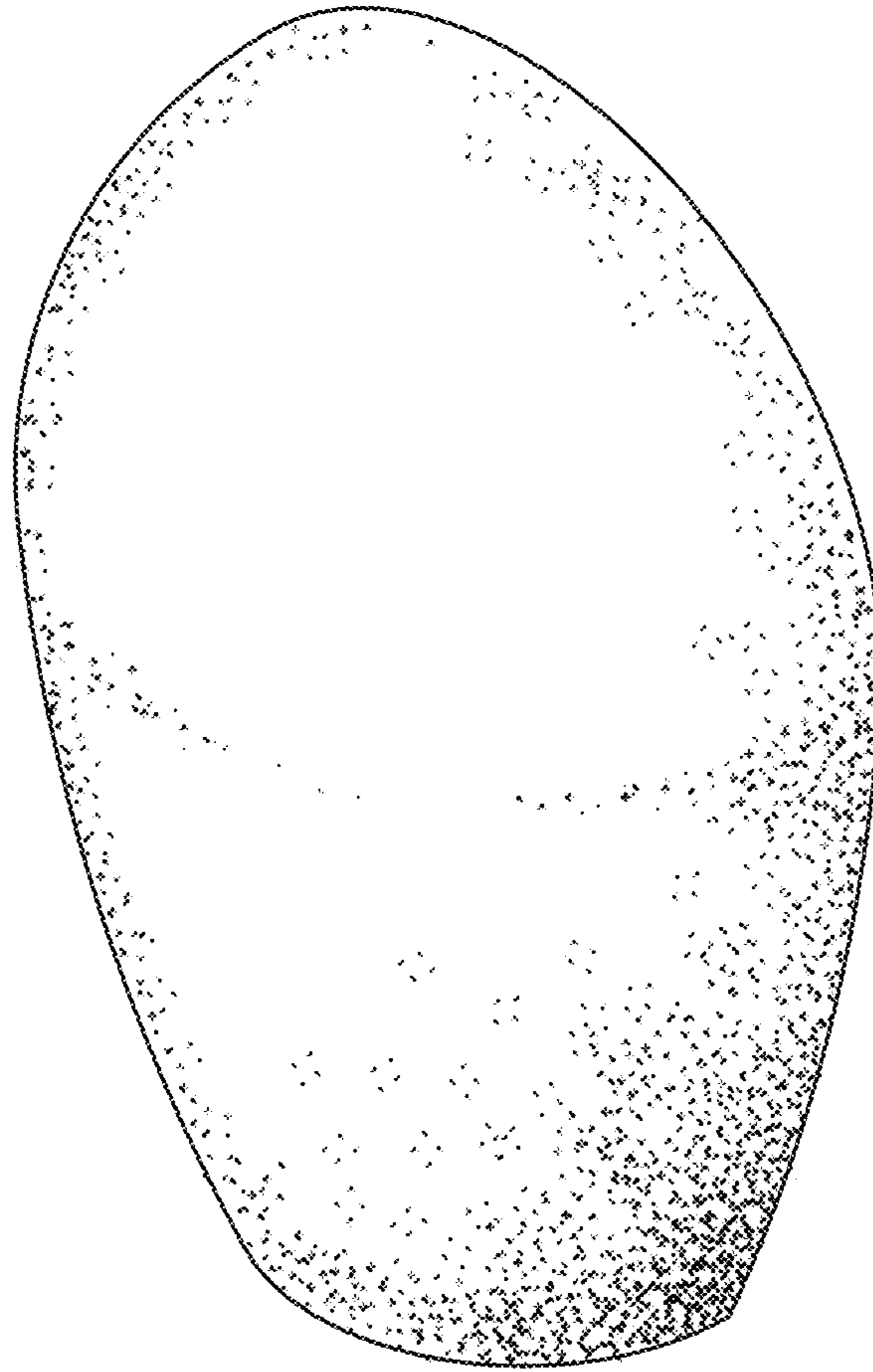


FIG. 1

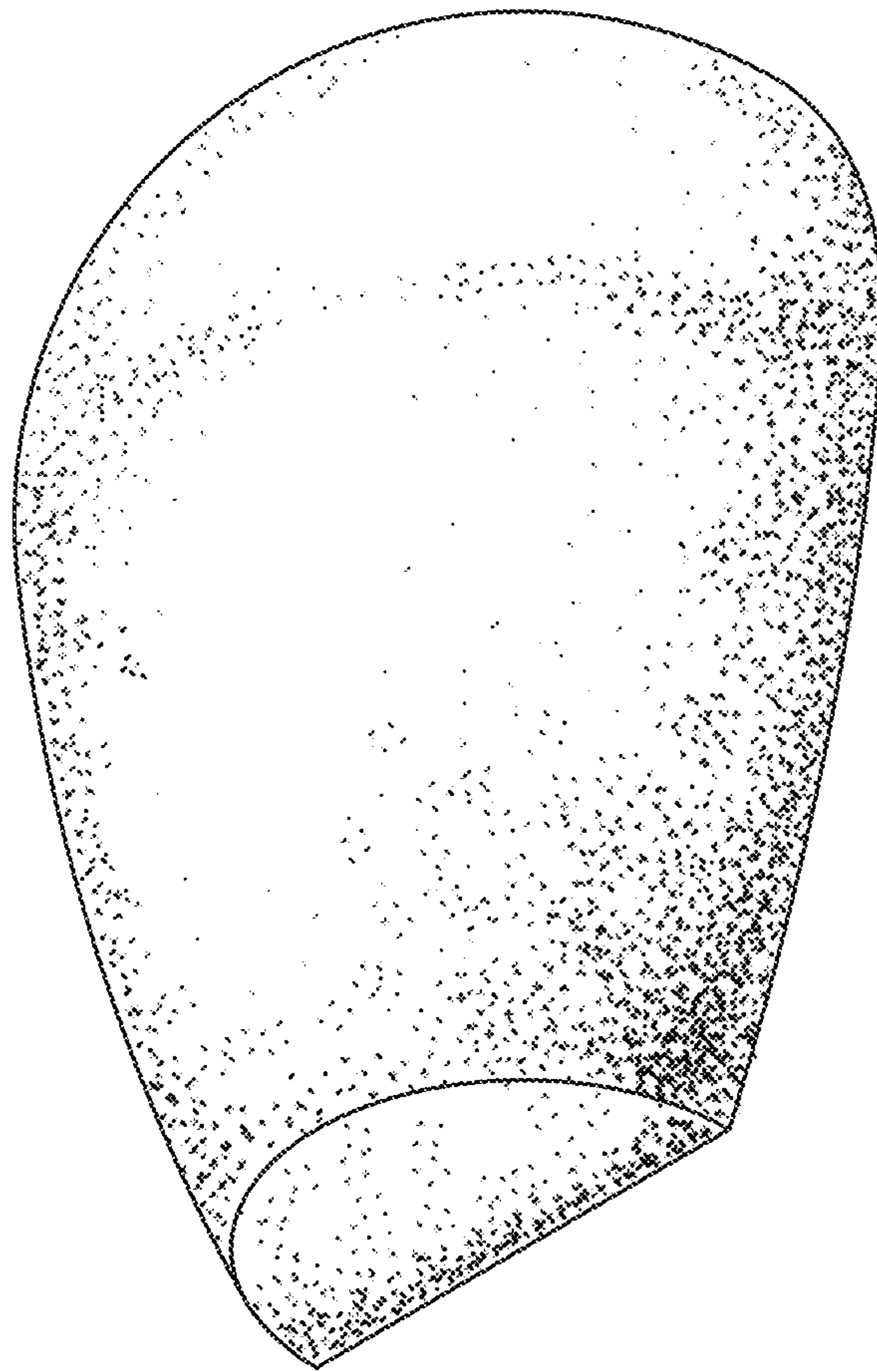


FIG.2

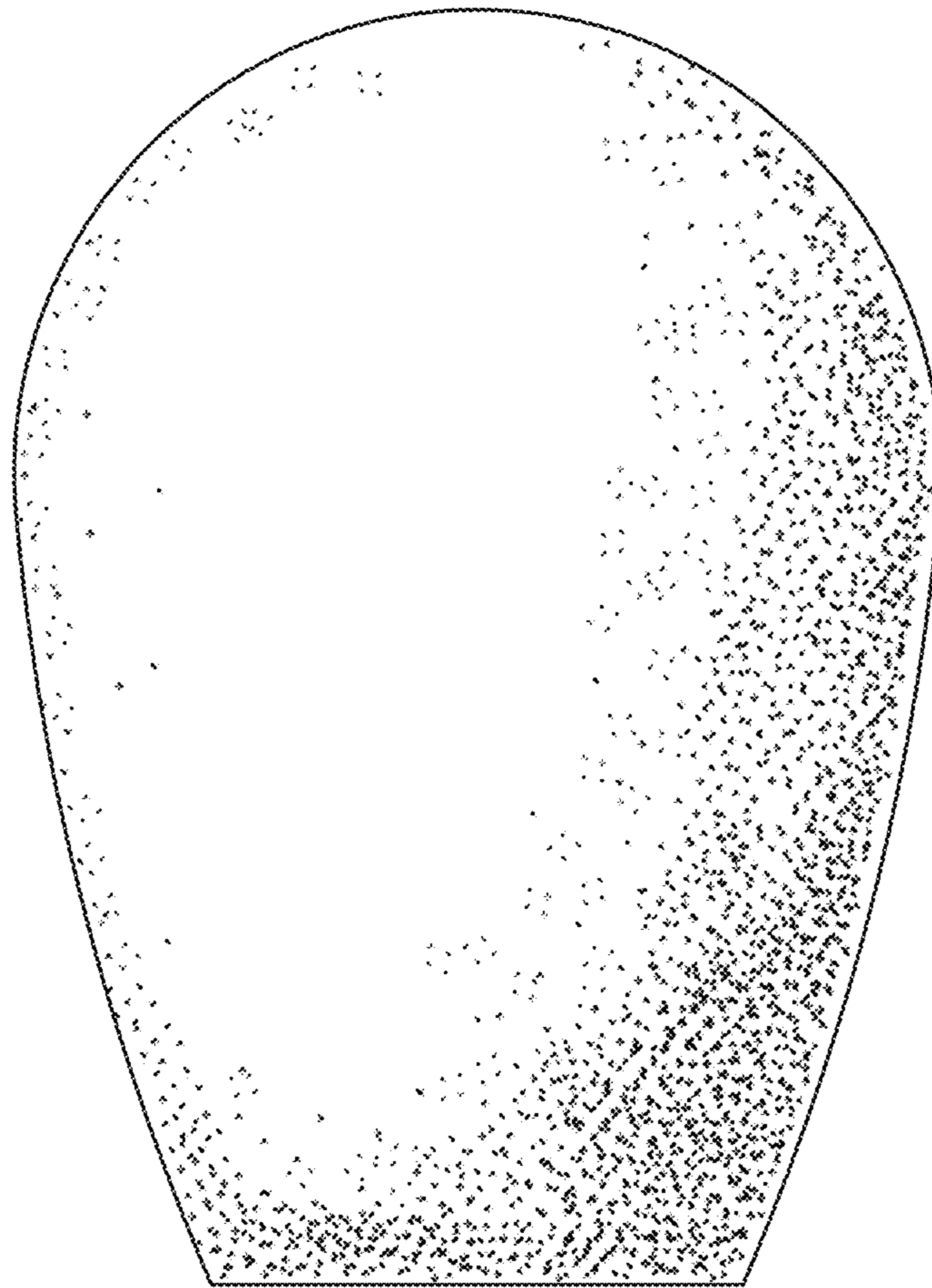


FIG.3

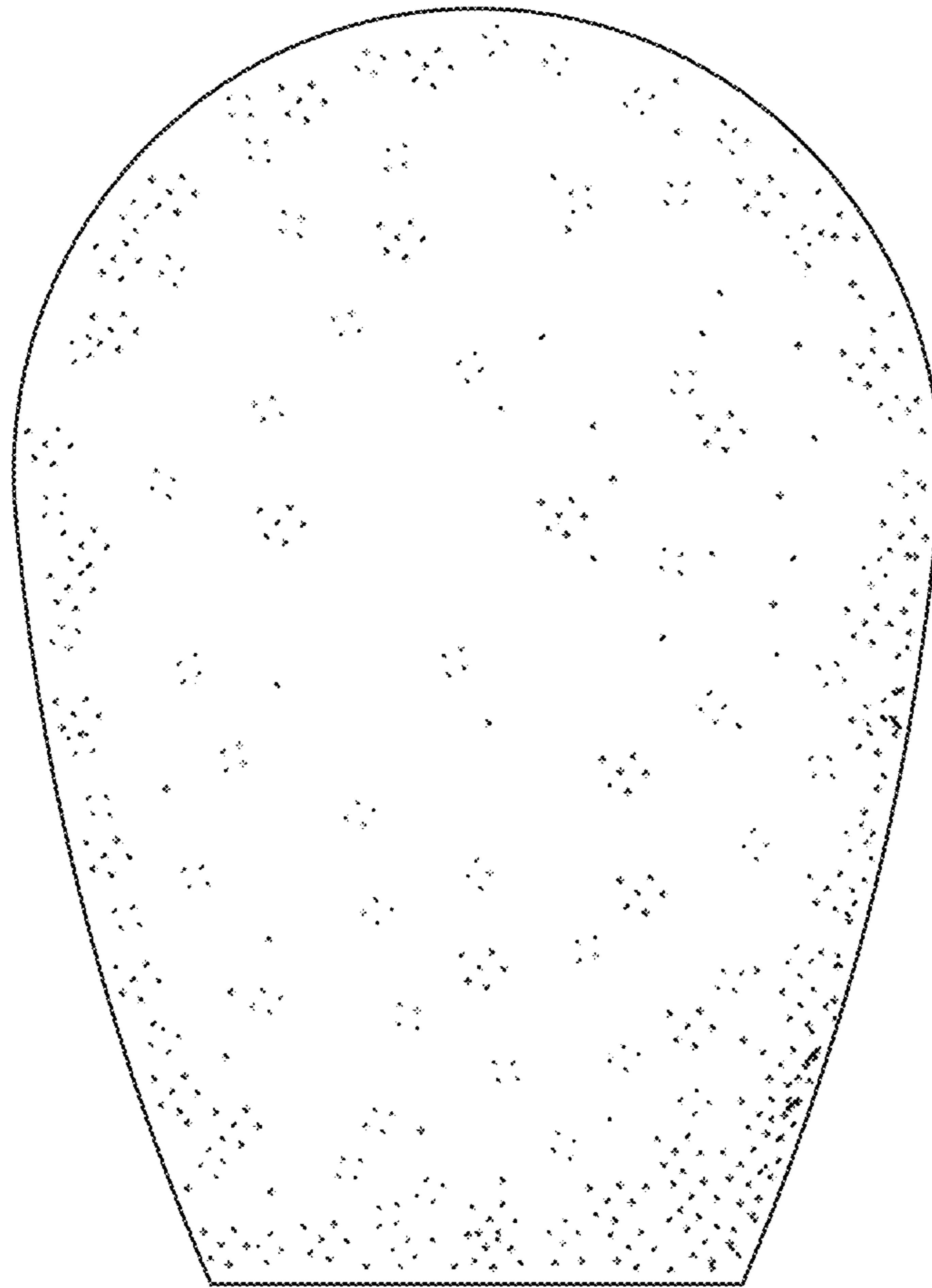


FIG.4




FIG. 5



FIG. 6

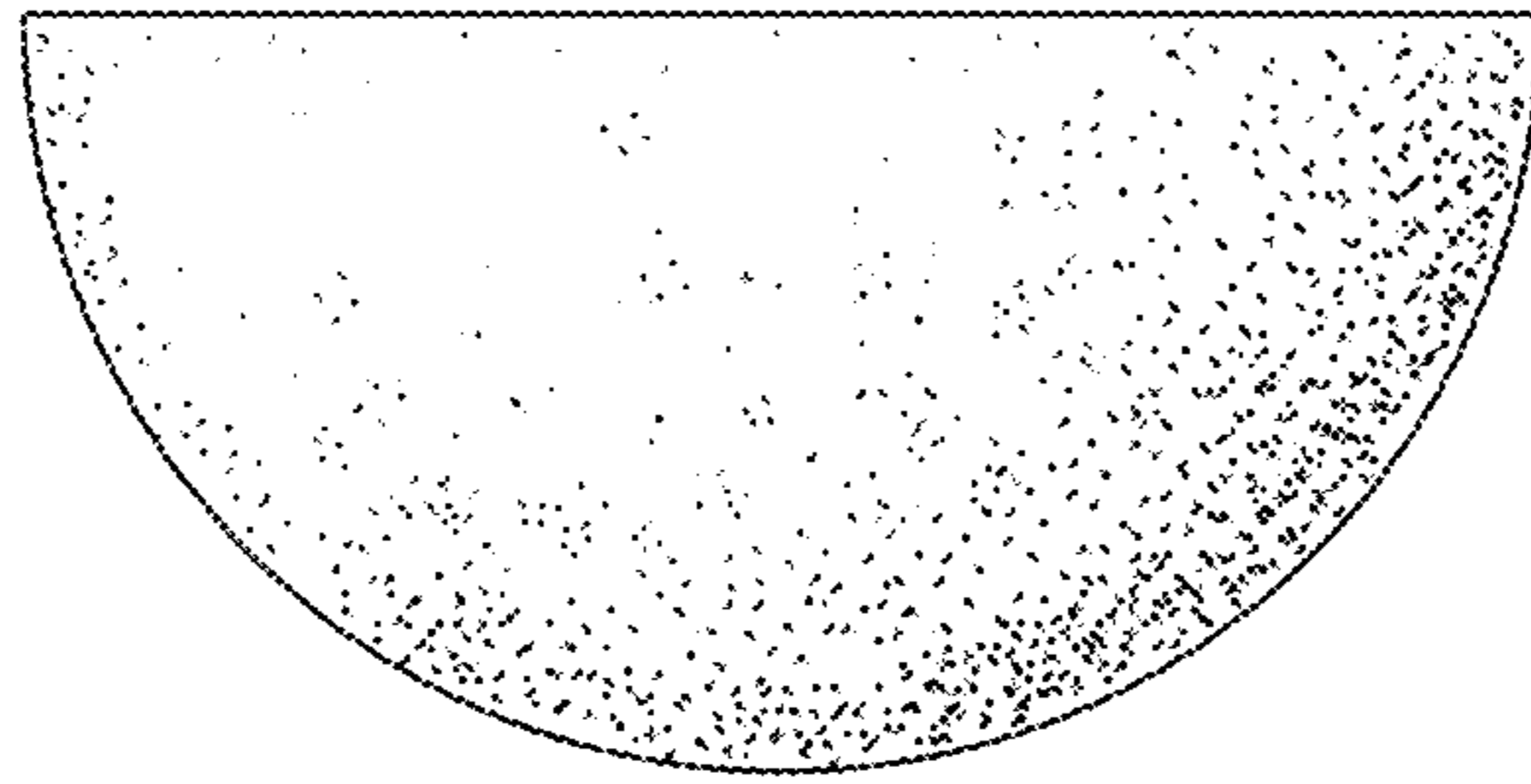


FIG. 7

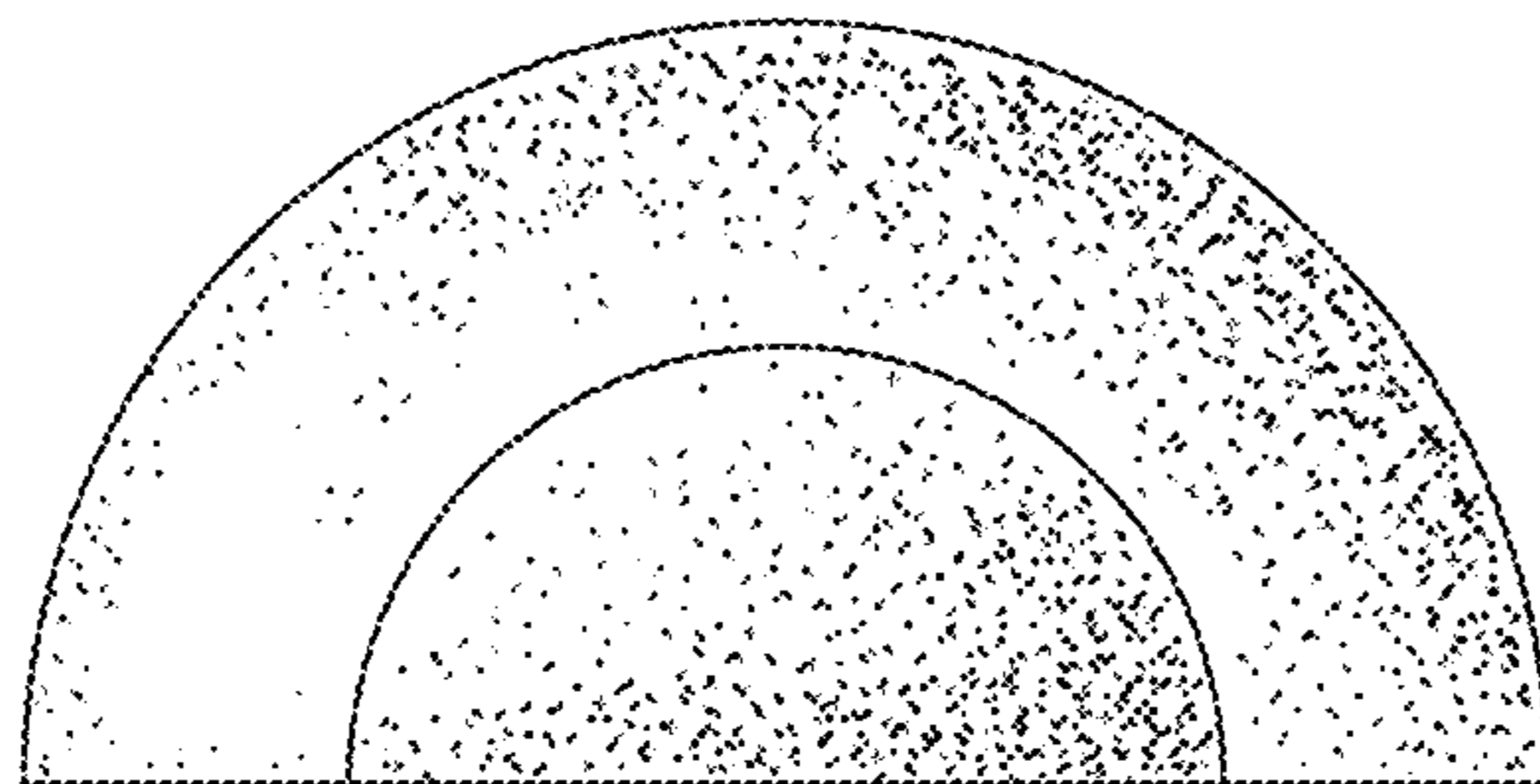


FIG. 8