



US00D812806S

(12) **United States Design Patent**
Luo

(10) **Patent No.:** **US D812,806 S**
(45) **Date of Patent:** **** Mar. 13, 2018**

- (54) **CURVABLE SLIM LED LIGHT PANEL**
- (71) Applicant: **Wanwin Corporation**, Markham (CA)
- (72) Inventor: **Zhenghua Luo**, Markham (CA)
- (73) Assignee: **Wanwin Corporation**, Markham (CA)
- (**) Term: **15 Years**
- (21) Appl. No.: **29/586,507**
- (22) Filed: **Dec. 5, 2016**
- (51) **LOC (11) Cl.** **26-99**
- (52) **U.S. Cl.**
USPC **D26/120**
- (58) **Field of Classification Search**
USPC D26/120, 113, 118, 119, 121, 122, 124,
D26/125, 128, 64, 24, 93, 76, 44, 63, 1
CPC F21Y 2101/02; F21Y 2103/003; F21Y
2105/001; F21Y 2105/003; F21Y
2113/007; F21Y 2105/008; F21Y
2111/001; F21K 9/00; G02B 3/10; G02B
7/022; F21W 2131/103; F21V 7/041;
F21V 5/045; F21V 5/004; F21V 5/04
See application file for complete search history.

- D618,839 S * 6/2010 Ngai D26/120
- D788,356 S * 5/2017 Clements D26/120
- D796,723 S * 9/2017 Sonneman D26/120
- D798,493 S * 9/2017 Huang D26/120

* cited by examiner

Primary Examiner — Brian N. Vinson
(74) *Attorney, Agent, or Firm* — Ridout & Maybee LLP

(57) **CLAIM**

The ornamental design for the curvable slim LED light panel, as shown and described.

DESCRIPTION


FIG. 1 is a perspective view of a curvable slim LED light panel showing my new design;
 FIG. 2 is a left side view of the curvable slim LED light panel of FIG. 1;
 FIG. 3 is a right side view of the curvable slim LED light panel of FIG. 1;
 FIG. 4 is a front side view of the curvable slim LED light panel of FIG. 1;
 FIG. 5 is a rear side view of the curvable slim LED light panel of FIG. 1;
 FIG. 6 is a top view of the curvable slim LED light panel of FIG. 1; and,
 FIG. 7 is a bottom view of the curvable slim LED light panel of FIG. 1.
 The area between the parallel lines indicating that the panel is broken away forms no part of the claimed design.

(56) **References Cited**

U.S. PATENT DOCUMENTS

- D448,106 S * 9/2001 Lin D26/120
- D540,978 S * 4/2007 Cormier D26/120

1 Claim, 5 Drawing Sheets



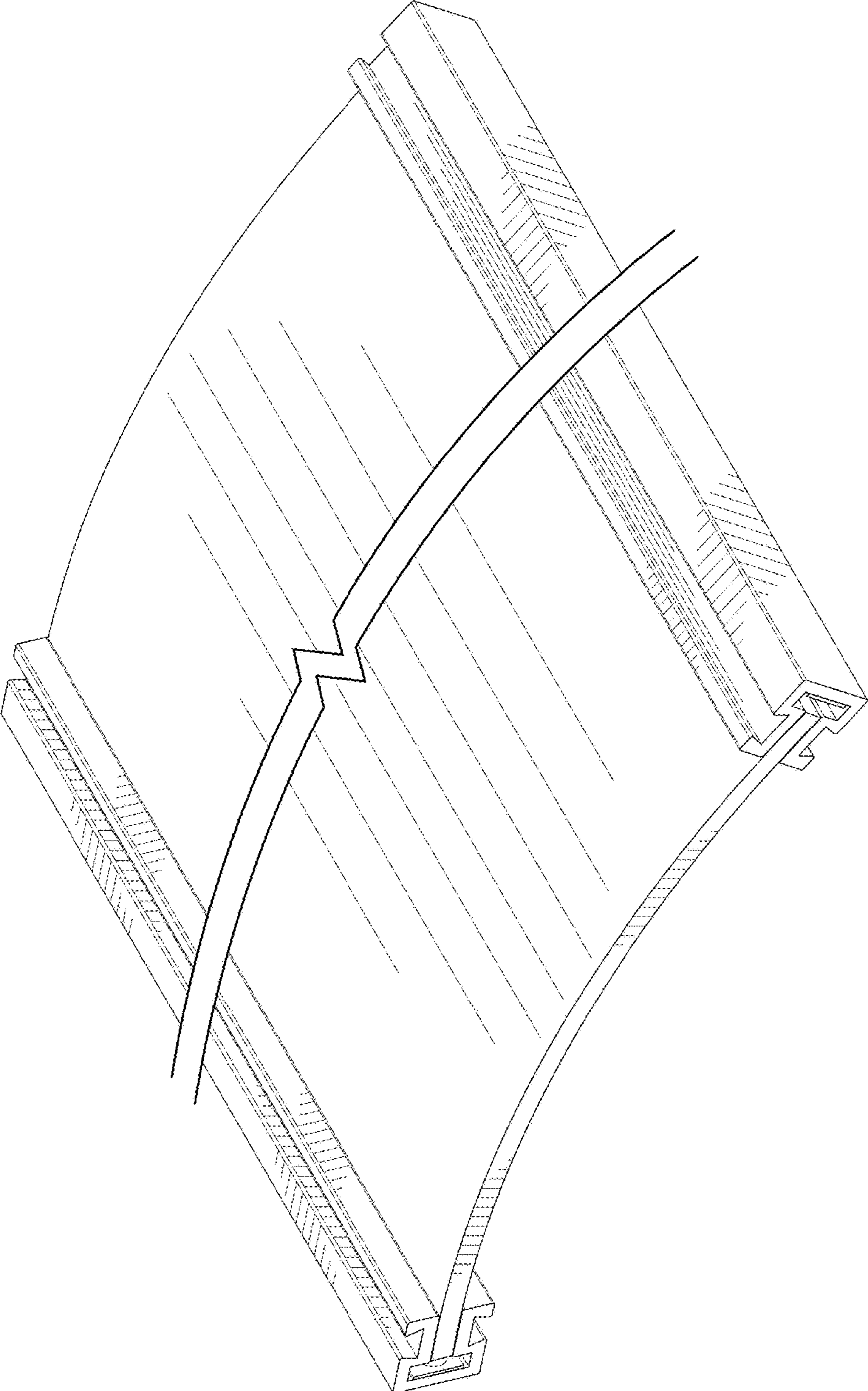


FIG.1




FIG. 2




FIG. 3

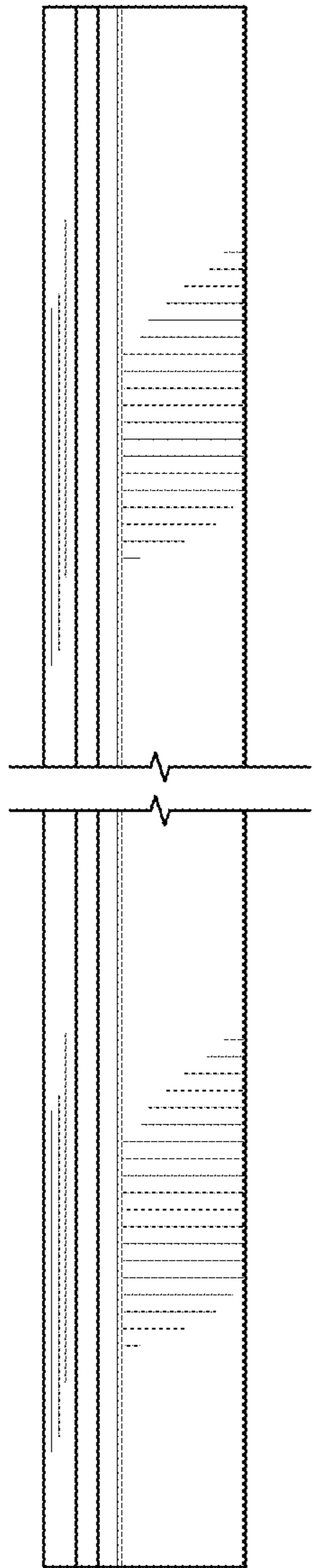


FIG. 4

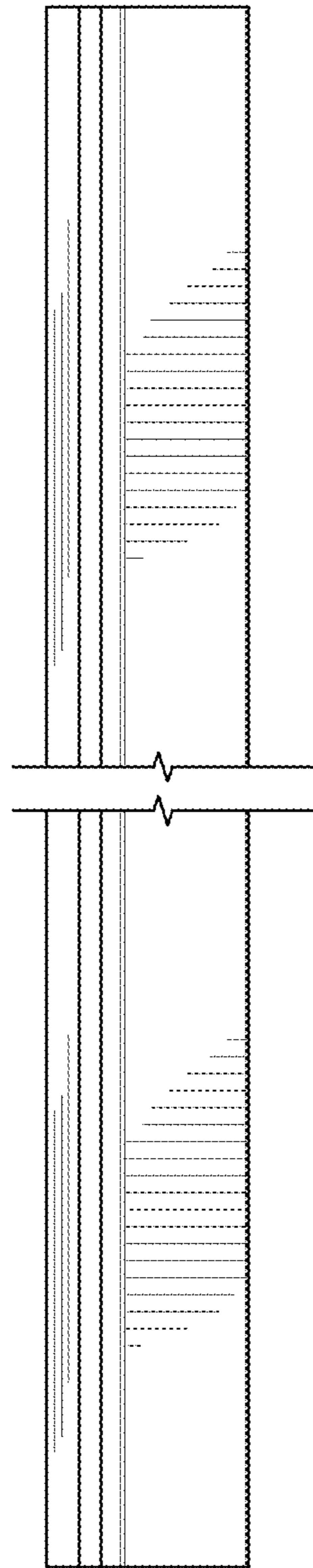


FIG. 5

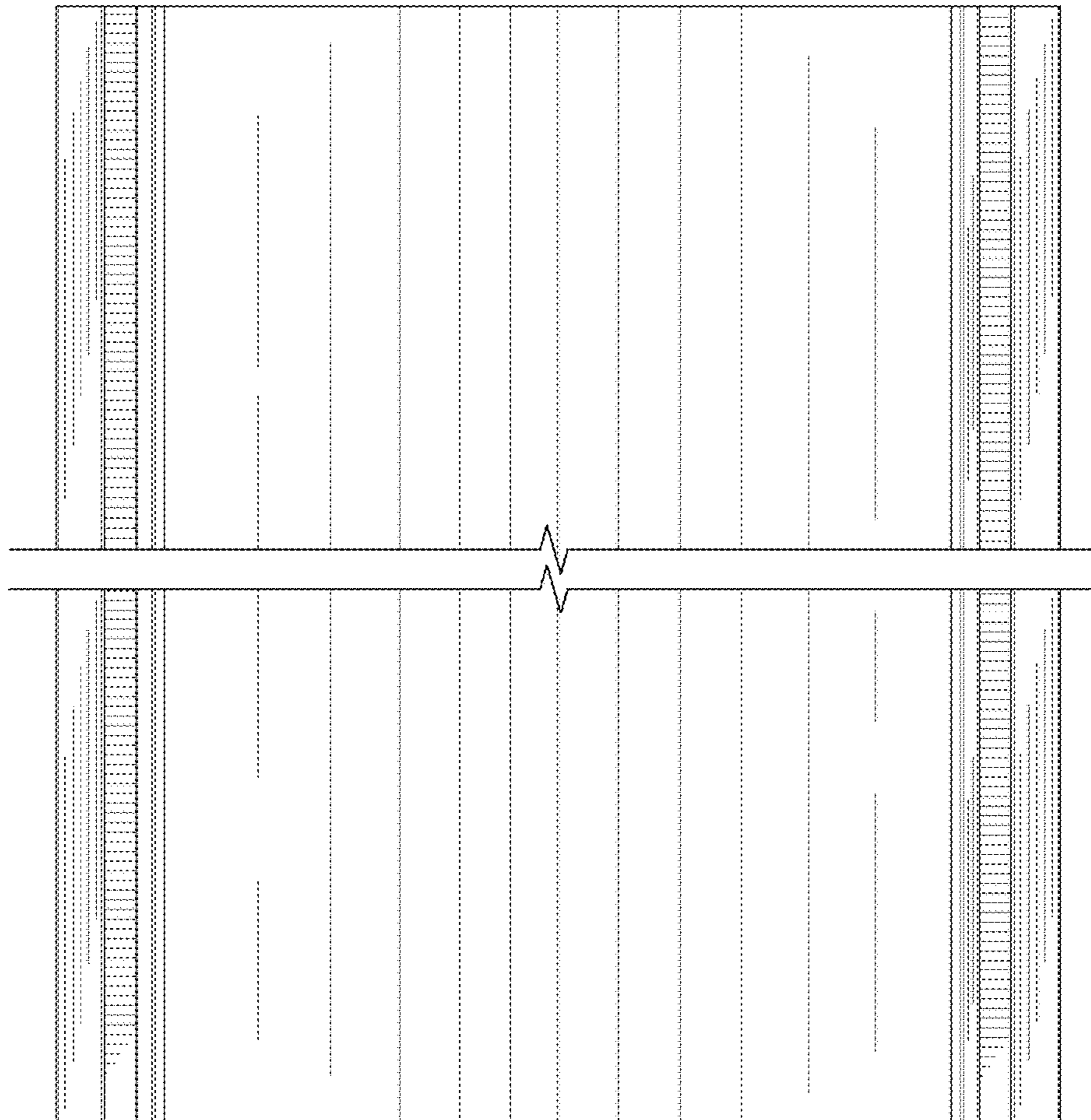


FIG.6

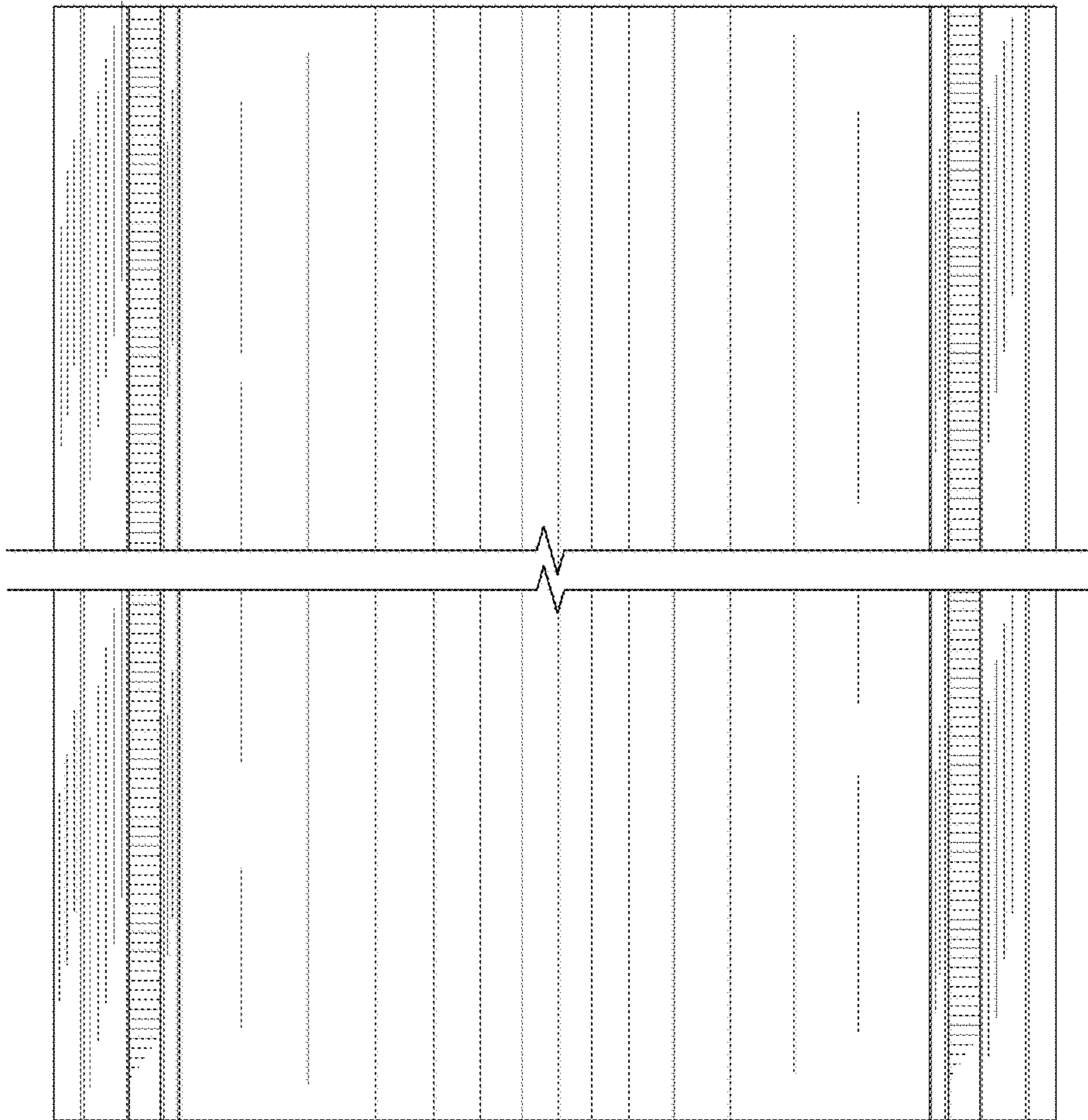


FIG.7