



US00D812798S

(12) **United States Design Patent** (10) **Patent No.:** **US D812,798 S**  
**Wu** (45) **Date of Patent:** **\*\* Mar. 13, 2018**

(54) **LAMP**

(71) Applicant: **NOBLE CORPORATION**, Zhong Shan, Guangdong Province (CN)

(72) Inventor: **Jian Chang Wu**, Zhong Shan (CN)

(73) Assignee: **GARDENIA INDUSTRIAL LIMITED**, Tortola (VG)

(\*\*) Term: **15 Years**

(21) Appl. No.: **29/578,853**

(22) Filed: **Sep. 26, 2016**

(30) **Foreign Application Priority Data**

Jul. 4, 2016 (CN) ..... 2016 3 0301273

(51) **LOC (11) Cl.** ..... **26-05**

(52) **U.S. Cl.**  
USPC ..... **D26/68**

(58) **Field of Classification Search**

USPC ..... D26/67-71, 87, 92, 118  
CPC .... F21S 8/032; F21S 8/08; F21S 8/081; F21S 8/083; F21S 8/085; F21S 8/088; F21S 6/004; F21S 9/03; F21S 9/032; F21S 9/035; F21S 9/037; F21S 13/10; F21W 2131/10; F21W 2131/107; F21W 2131/109; F21W 2111/023; F21V 21/0824; F21V 7/041

See application file for complete search history.

(56) **References Cited**

**U.S. PATENT DOCUMENTS**

D275,969 S \* 10/1984 Bowers ..... D26/67  
D290,410 S \* 6/1987 Haggard ..... D26/68

D410,553 S \* 6/1999 Compton ..... D25/126  
D412,015 S \* 7/1999 Greenfield ..... D20/17  
D438,999 S \* 3/2001 Bossy ..... D26/68  
D443,094 S \* 5/2001 Landefeld ..... D26/68  
D544,126 S \* 6/2007 Stafford ..... D26/67  
D571,495 S \* 6/2008 Berns ..... D26/68  
D593,243 S \* 5/2009 Flaherty ..... D26/68  
D597,695 S \* 8/2009 Dworschak ..... D26/68  
D630,787 S \* 1/2011 Pan ..... D26/68  
D675,767 S \* 2/2013 Guercio ..... D26/68  
2012/0287610 A1 \* 11/2012 Krogman ..... F21S 8/083  
362/152

\* cited by examiner

*Primary Examiner* — Clare E Heflin

(74) *Attorney, Agent, or Firm* — Lewis Roca Rothgerber Christie LLP

(57) **CLAIM**

The ornamental design for a lamp, as shown and described.

**DESCRIPTION**

FIG. 1 is a top perspective view of a lamp showing the new design;

FIG. 2 is a bottom perspective view thereof;

FIG. 3 is a front view thereof;

FIG. 4 is a back view thereof;

FIG. 5 is a side view thereof;

FIG. 6 is a top view thereof;

FIG. 7 is a bottom view thereof;

FIG. 8 is a perspective view of the lamp shown in use with a ground spike; and,

FIG. 9 is a perspective view of the lamp shown in use with a floor stand.

The broken lines depict environmental structure that forms no part of the claimed design.

**1 Claim, 5 Drawing Sheets**

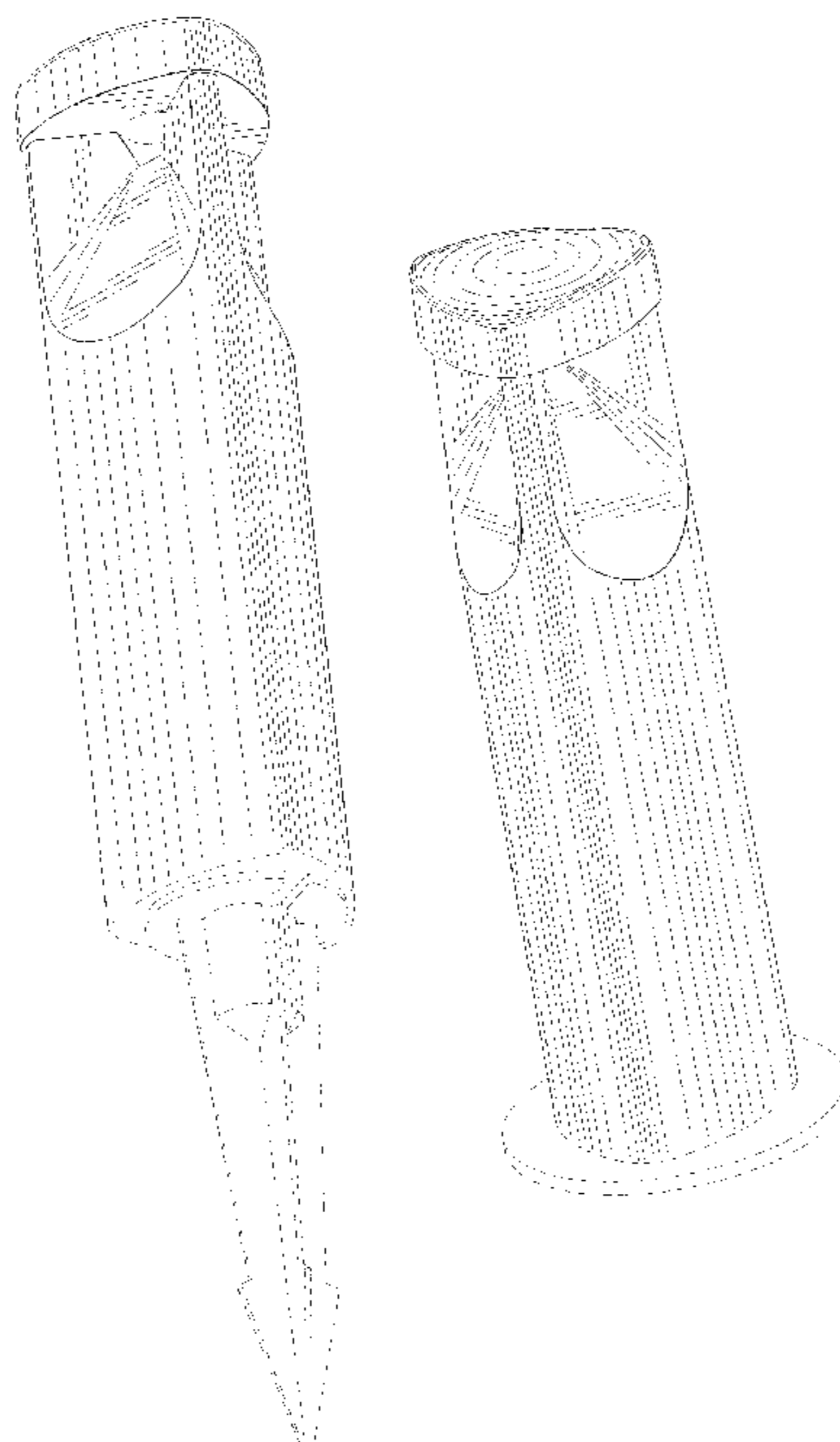


FIG. 1

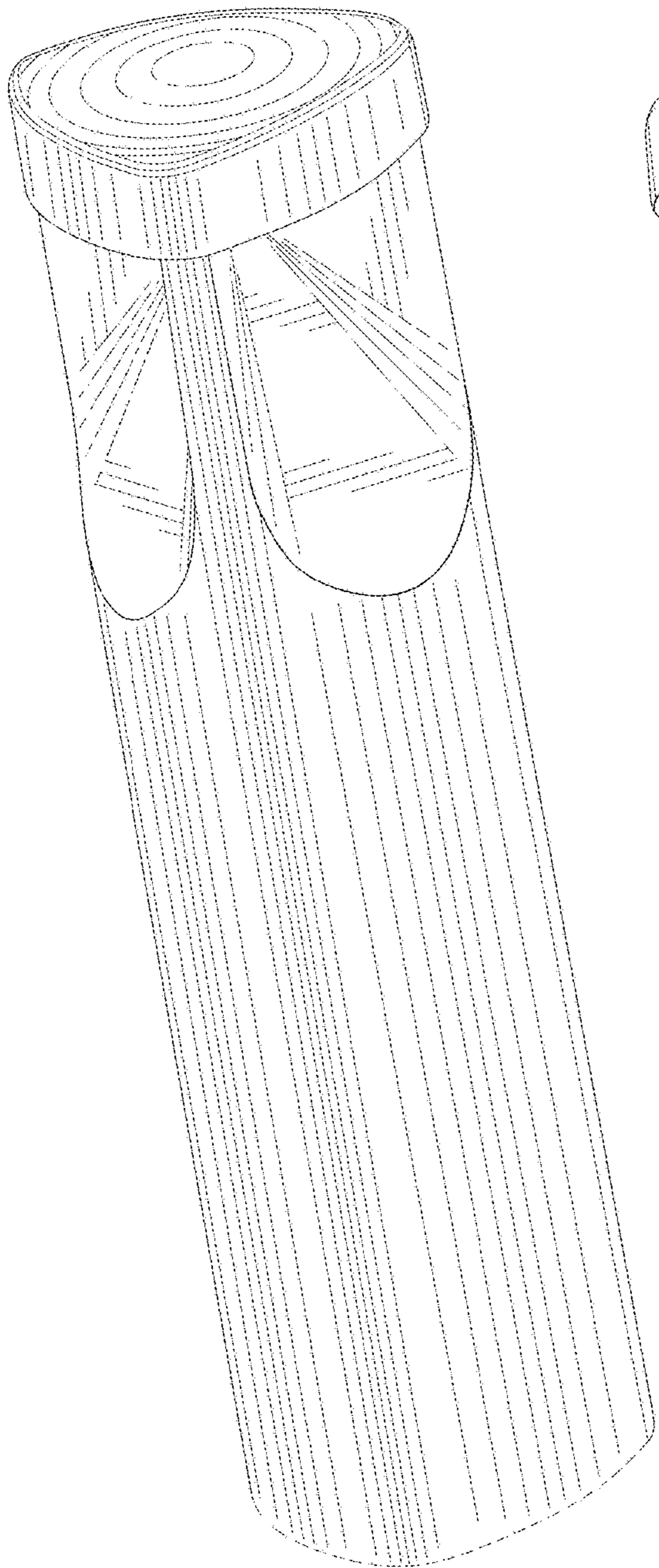


FIG. 2

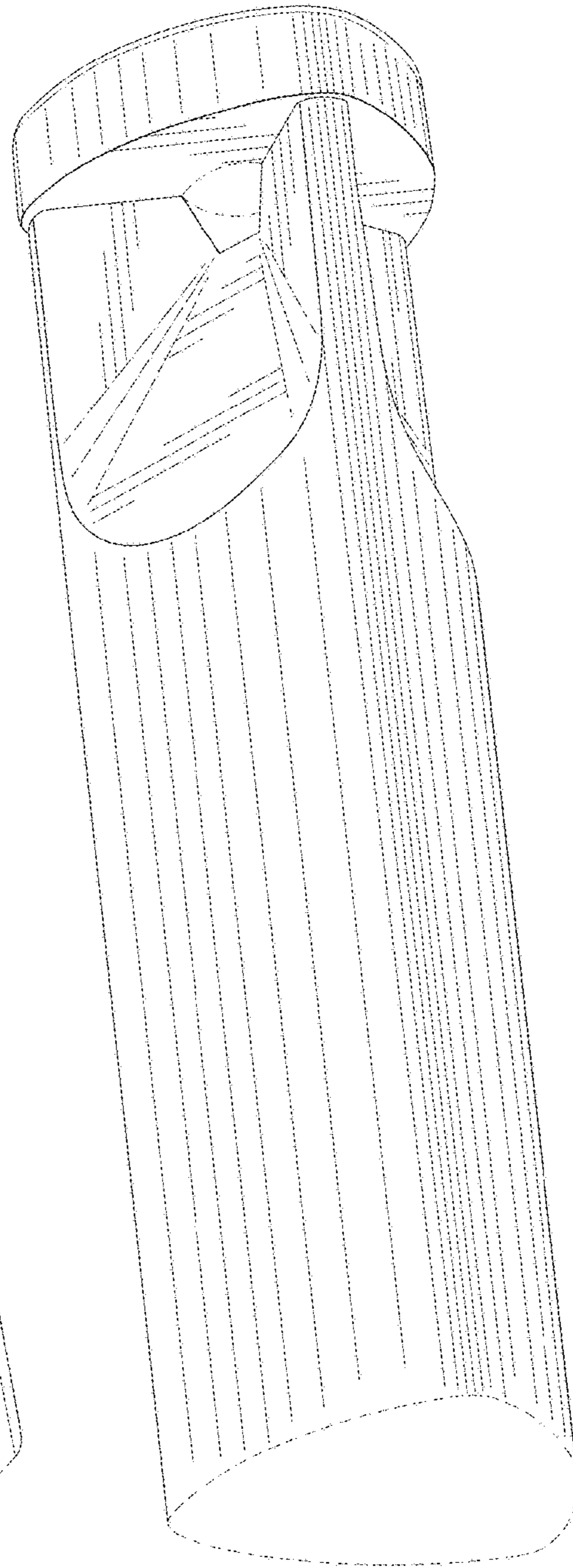


FIG. 3




FIG. 4




FIG. 5




FIG. 6

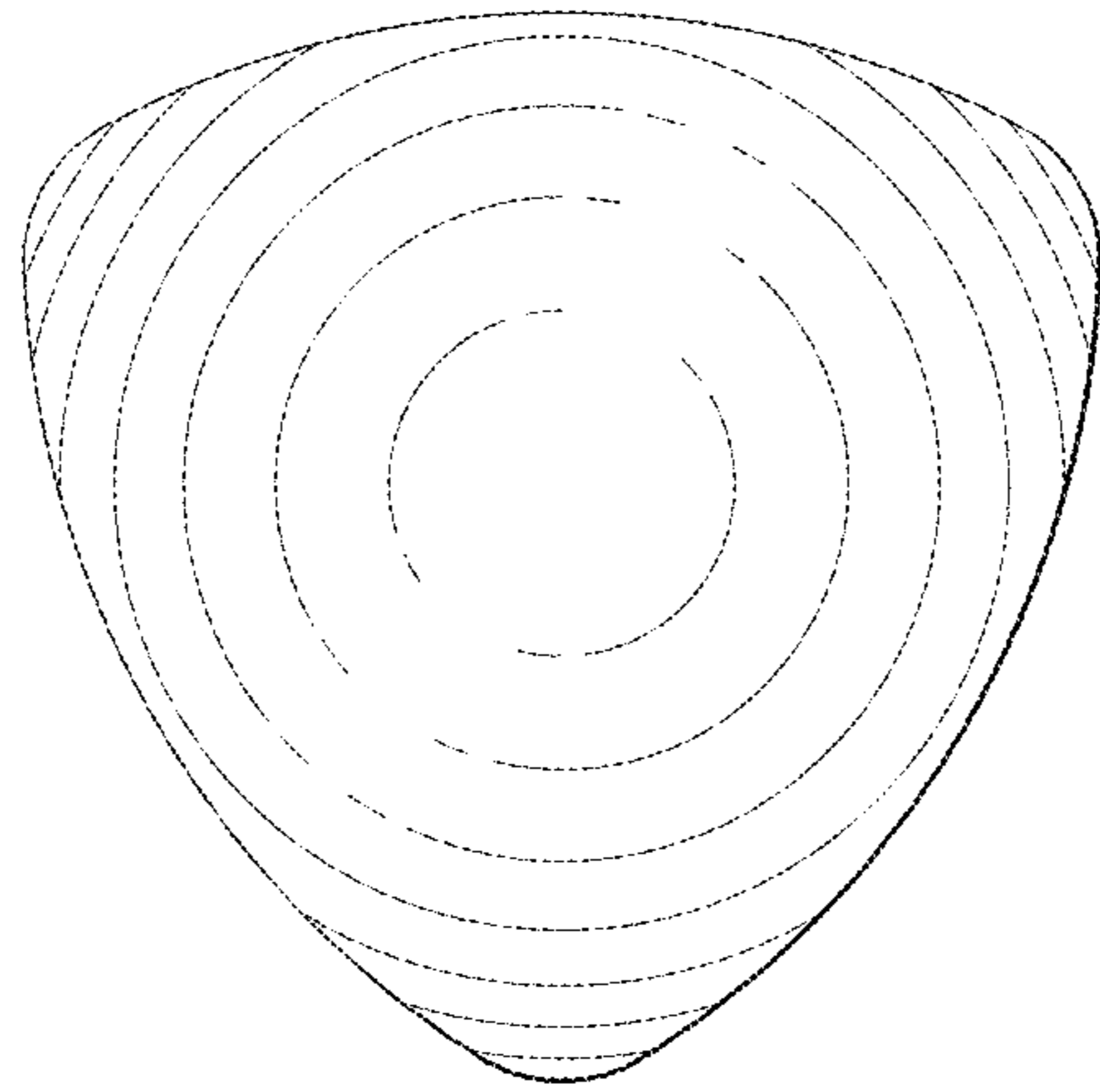


FIG. 7

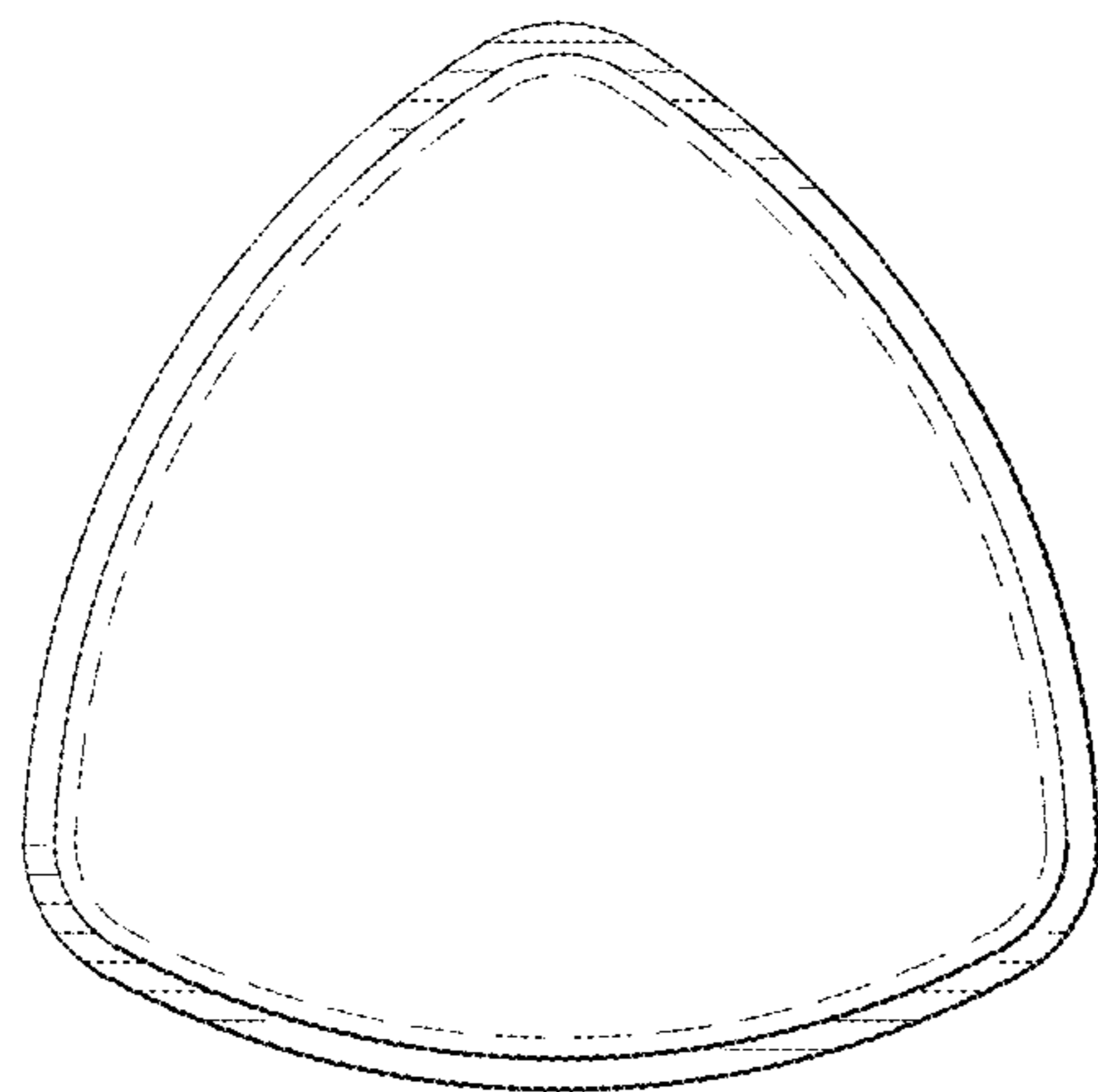


FIG. 8




FIG. 9

