



US00D812794S

(12) **United States Design Patent**
Pickens et al.

(10) **Patent No.:** **US D812,794 S**
(45) **Date of Patent:** **** Mar. 13, 2018**

- (54) **LIGHT DEVICE**
- (71) Applicant: **Custom LeatherCraft Manufacturing Co., Inc.**, South Gate, CA (US)
- (72) Inventors: **Ron A. Pickens**, Owasso, OK (US);
Matthew D. Noble, Los Angeles, CA (US)
- (73) Assignee: **Custom LeatherCraft Mfg. LLC**, South Gate, CA (US)

- 2,648,762 A * 8/1953 Dunkelberger F21L 15/06
200/60
- D189,089 S * 10/1960 Whitener, Jr. et al. D24/232
- 3,103,723 A * 9/1963 Becker F21L 4/00
24/3.12
- 3,111,277 A * 11/1963 Grimsley F21L 4/08
362/197
- D281,820 S * 12/1985 Oba D26/43
- D283,645 S * 4/1986 Tanaka D26/43
- D306,351 S * 2/1990 Charet D26/43
- D337,839 S * 7/1993 Zeller D26/43
- D359,547 S * 6/1995 Wang D23/213
- D370,542 S * 6/1996 Santarsiero D26/43

(**) Term: **15 Years**

- (21) Appl. No.: **29/566,405**
- (22) Filed: **May 30, 2016**
- (51) **LOC (11) Cl.** **26-02**
- (52) **U.S. Cl.**
USPC **D26/43; D26/62**
- (58) **Field of Classification Search**
USPC D26/43, 44, 45, 48, 49, 50, 51, 62, 63,
D26/71, 89, 99; 362/199, 296.07, 311.09,
362/197, 202, 285, 287, 296.08, 311.07,
362/311.08; D8/25, 56, 306; D23/213;
239/195
CPC F21V 21/30; F21V 17/107; F21L 26/00;
F21L 23/00; F21L 17/00; F21L 2005/00
See application file for complete search history.

(56) **References Cited**

U.S. PATENT DOCUMENTS

- 1,692,394 A * 11/1928 Sundh F21L 4/00
340/321
- 1,803,571 A * 5/1931 Ulman A01K 63/06
119/267
- D121,012 S * 6/1940 Gray D26/43
- 2,467,954 A * 4/1949 Becker F21L 4/045
362/198
- 2,558,259 A * 6/1951 Krug H04M 1/22
248/160

(Continued)

OTHER PUBLICATIONS

33-Pocket Lighted USB Charging Tool Backpack DGC533, posted at dewaltworkgear.com, posting date not given © 2016 Dewalt, online, site visited Jan. 31, 2017. Available from Internet, <URL: <http://dewaltworkgear.com/product/33-pocket-lighted-usb-charging-tool-backpack/>.*

Primary Examiner — Lakiya G Rogers
Assistant Examiner — Altaira J Swangin

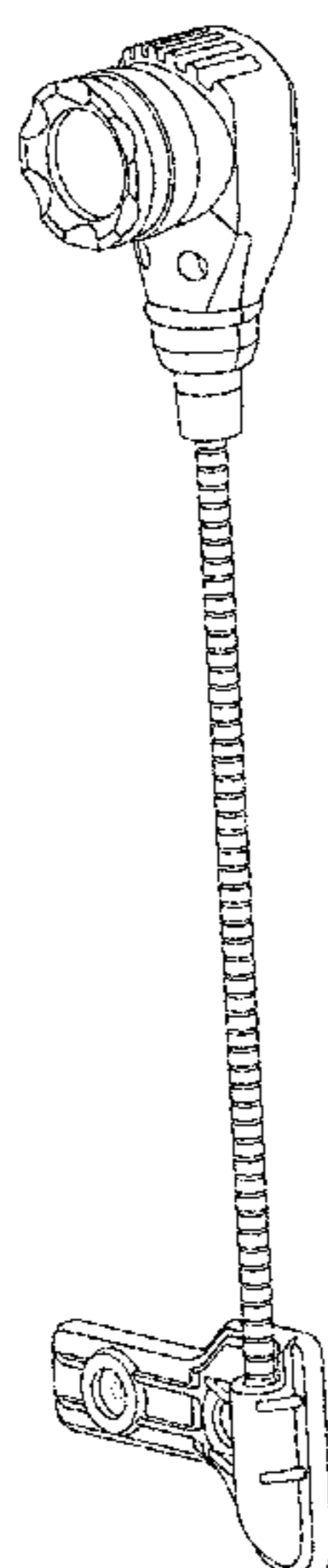
(57) **CLAIM**

The ornamental design for a light device, as shown and described.

DESCRIPTION

FIG. 1 is a perspective view of a light device showing the new design;
FIG. 2 is a left side view thereof;
FIG. 3 is a front view thereof;
FIG. 4 is a right side view thereof;
FIG. 5 is a bottom view thereof;
FIG. 6 is a top view thereof; and,
FIG. 7 is a rear view thereof.
The broken lines shown in the drawings represent unclaimed portions and form no part of the claimed design.

1 Claim, 7 Drawing Sheets



(56)

References Cited

U.S. PATENT DOCUMENTS

D371,855 S *	7/1996	Heun	D26/43	D600,842 S *	9/2009	Shiu	D26/44
5,571,279 A *	11/1996	Chiang	F21L 4/04	D621,537 S *	8/2010	Borovicka	D26/43
				362/157	7,810,945 B2 *	10/2010	Mize	F21V 21/32
D379,542 S *	5/1997	Egashira	D26/43					362/198
D385,637 S *	10/1997	Rombough	D26/43	D653,798 S *	2/2012	Janice	D26/138
D388,524 S *	12/1997	Shiau	D26/43	D659,898 S *	5/2012	Aaskov	D26/128
D390,985 S *	2/1998	Shiau	D26/43	D687,175 S *	7/2013	Levine	D26/43
D403,453 S *	12/1998	Shiau	D26/43	D694,447 S *	11/2013	Noble	D26/60
D438,318 S *	2/2001	Lo	D26/60	8,657,459 B2 *	2/2014	Janice	F21V 31/00
6,680,844 B2 *	1/2004	Kim	F21V 21/32					362/158
				361/679.02	D723,203 S *	2/2015	Seidl	D26/43
D489,839 S *	5/2004	Opolka	D26/43	9,206,951 B2 *	12/2015	McLennan	F21V 23/0414
6,808,289 B2 *	10/2004	Reed	F21S 9/02	9,347,656 B2 *	5/2016	McLennan	F21V 23/0414
				362/198	D776,850 S *	1/2017	Hodgson	D26/62
D518,212 S *	3/2006	Shiu	D26/43	D782,716 S *	3/2017	McLennan	D26/37
D524,969 S *	7/2006	Shiu	D26/43	D790,751 S *	6/2017	Kaiser	D26/107
D536,116 S *	1/2007	Sharrah	D26/43	D797,177 S *	9/2017	Petty	D16/220
D544,124 S *	6/2007	Chan	D26/43	2005/0007778 A1 *	1/2005	Lin	F21V 21/32
D565,218 S *	3/2008	Chien	D26/43					362/249.07
D565,219 S *	3/2008	Tung	D26/43	2007/0115672 A1 *	5/2007	Nelson	F21V 21/088
D565,782 S *	4/2008	Opolka	D26/51					362/396
					2012/0195025 A1 *	8/2012	Gerolemou	F21V 21/084
									362/103

* cited by examiner

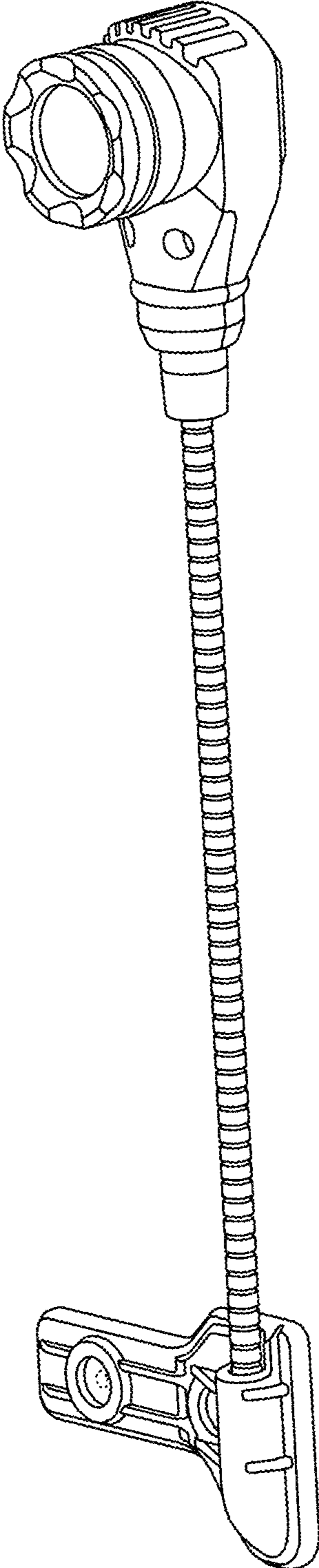


FIG. 1

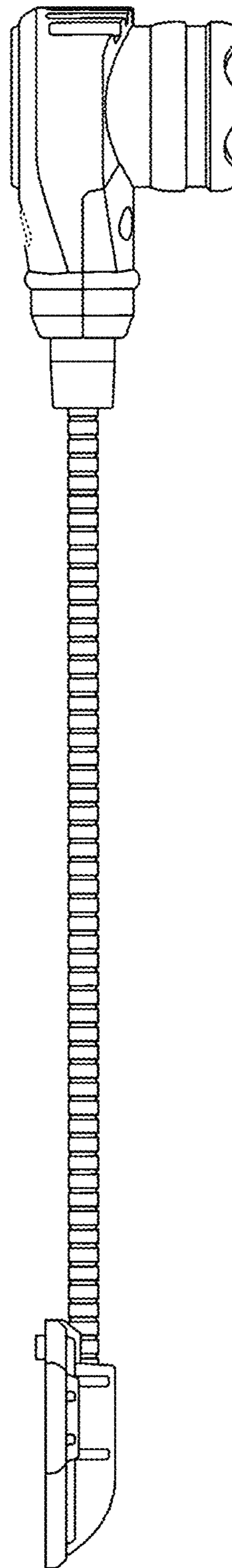


FIG. 2

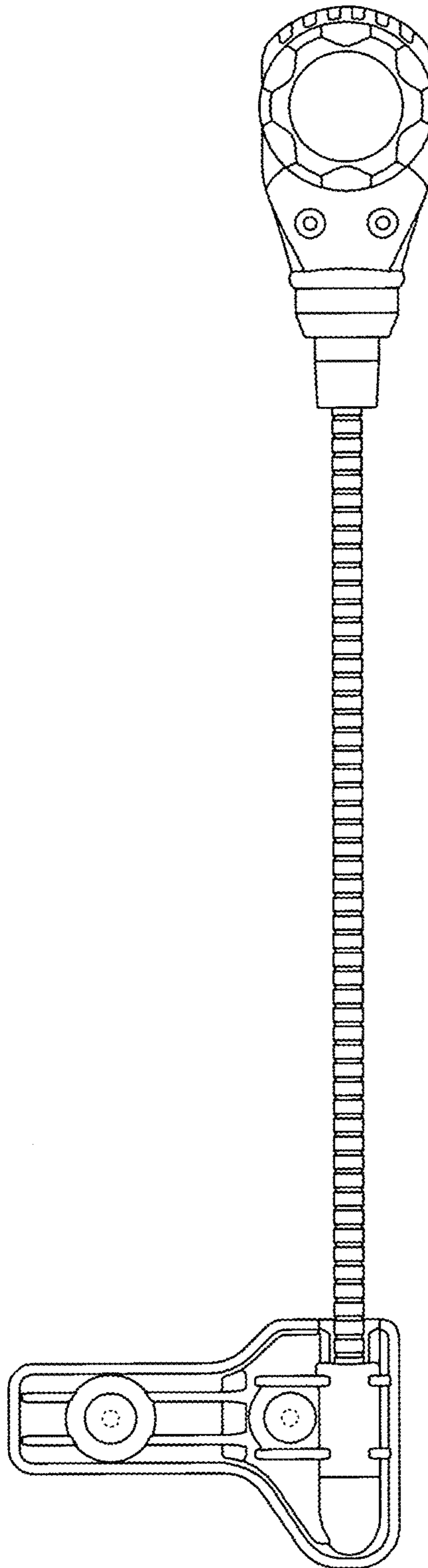


FIG. 3

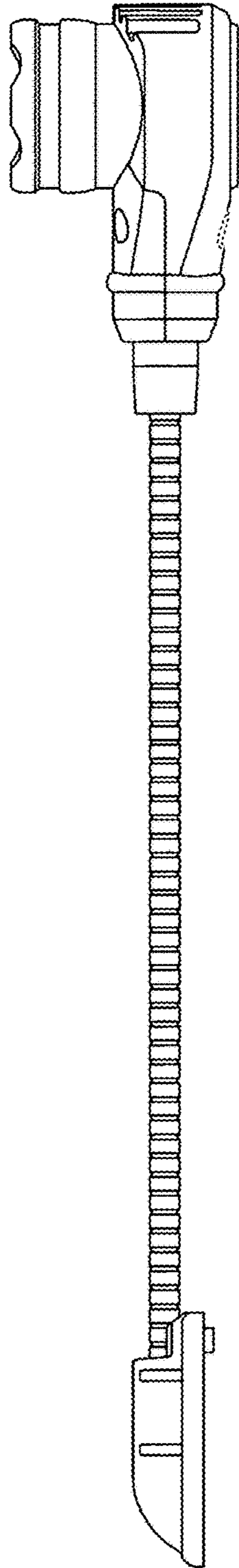


FIG. 4

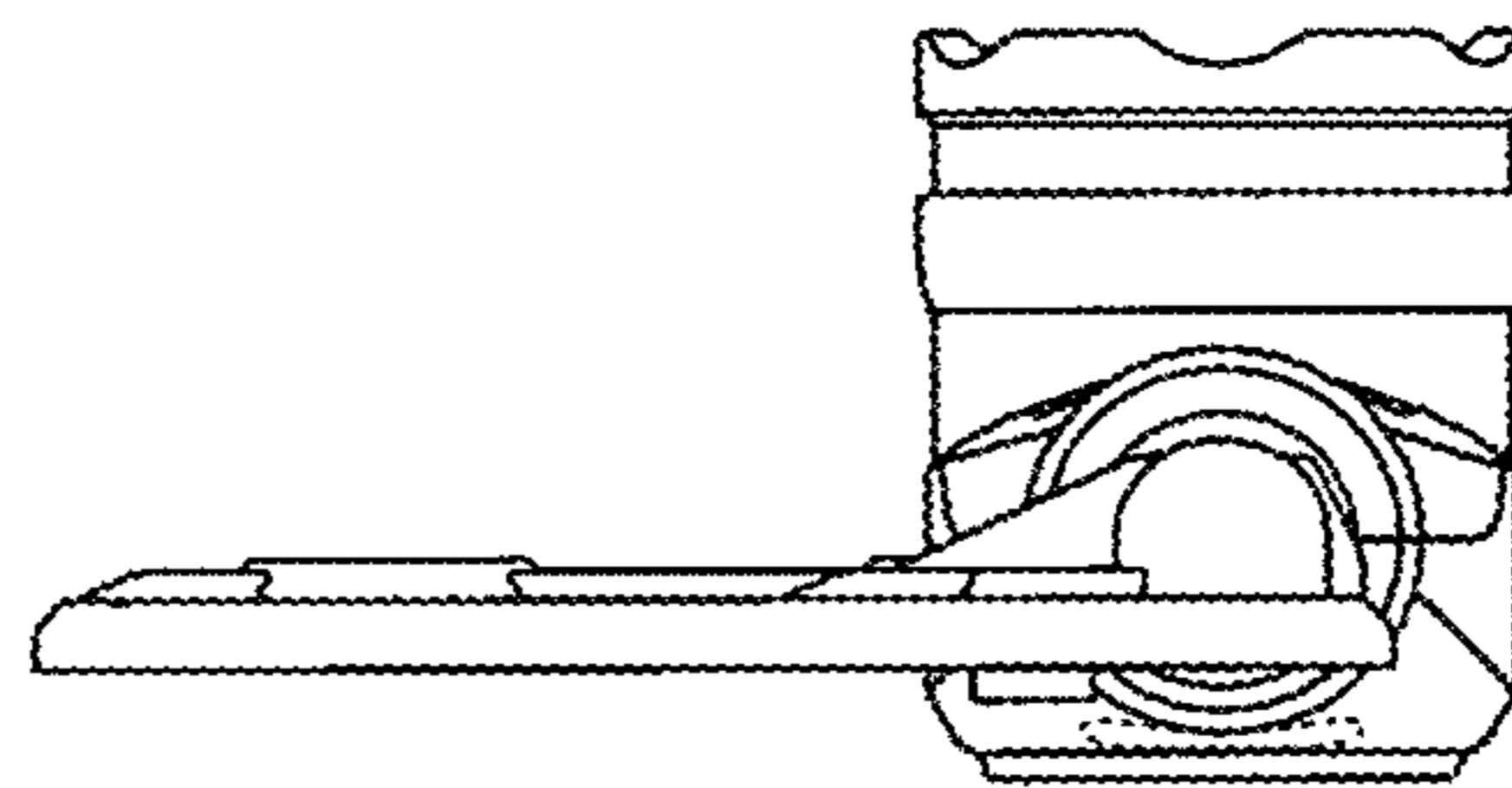


FIG. 5

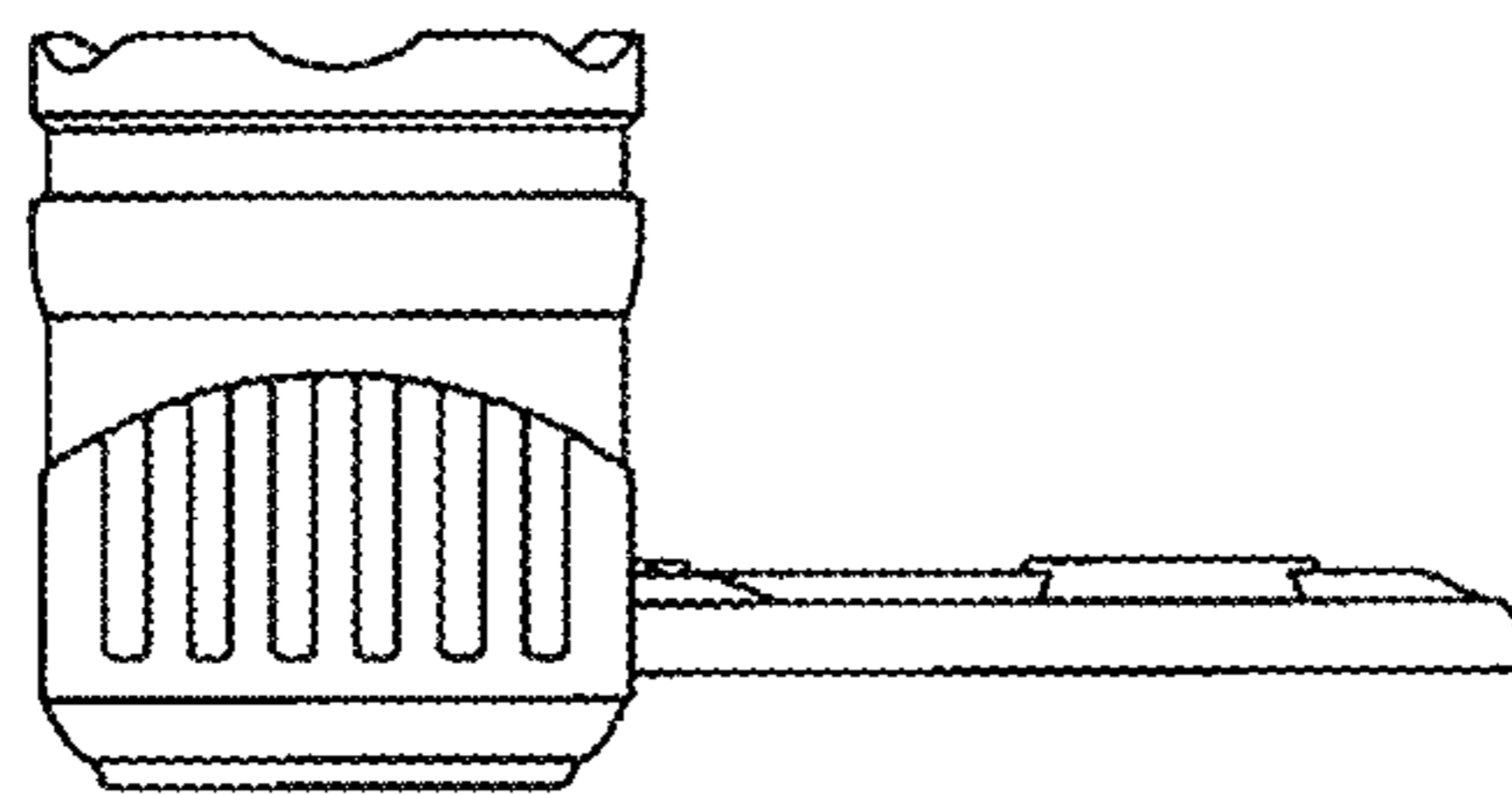


FIG. 6

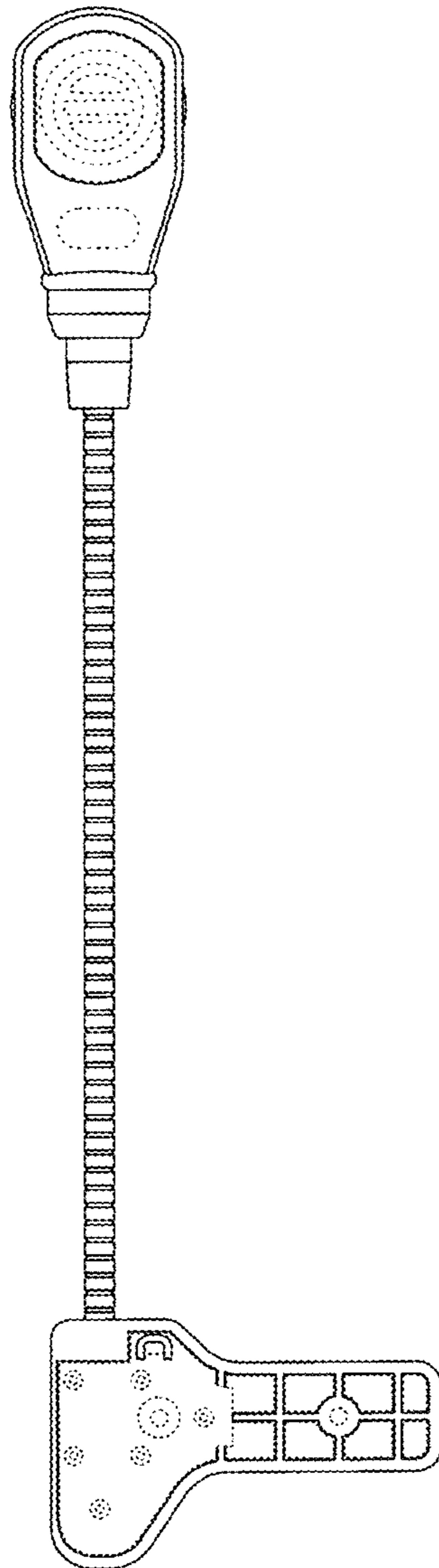


FIG. 7