



US00D812788S

(12) **United States Design Patent** (10) **Patent No.:** **US D812,788 S**  
**Sibitzky et al.** (45) **Date of Patent:** **\*\* Mar. 13, 2018**

(54) **LIGHT FIXTURE**

(71) Applicant: **JST Performance, LLC**, Gilbert, AZ (US)

(72) Inventors: **Pete D. Sibitzky**, Lakeside, CA (US); **Bradley J. LaMarche**, Gilbert, AZ (US); **Edgar A. Madril**, Mesa, AZ (US)

(73) Assignee: **JST Performance, LLC**, Gilbert, AZ (US)

(\*\*) Term: **15 Years**

(21) Appl. No.: **29/570,485**

(22) Filed: **Jul. 8, 2016**

**Related U.S. Application Data**

(63) Continuation-in-part of application No. 29/565,489, filed on May 20, 2016.

(51) **LOC (11) Cl.** ..... **26-07**

(52) **U.S. Cl.**  
USPC ..... **D26/28**

(58) **Field of Classification Search**  
USPC ..... D26/28-36; 362/459-468, 475-478, 362/485-487

(Continued)

(56) **References Cited**

**U.S. PATENT DOCUMENTS**

D545,981 S \* 7/2007 Main ..... D26/28  
D643,955 S \* 8/2011 Tsai ..... D26/28

(Continued)

*Primary Examiner* — Angela J Lee

(57) **CLAIM**

The ornamental design for a light fixture, as shown and described.

**DESCRIPTION**

The patent or application file contains at least one drawing executed in color. Copies of this patent or patent application

publication with color drawing(s) will be provided by the Office upon request and payment of the necessary fee.

FIG. 1 is a front, top, right, perspective view of a light fixture showing our new design;

FIG. 2 is a front, top, left, perspective view thereof;

FIG. 3 is a front, bottom, right, perspective view thereof;

FIG. 4 is a front, bottom, left perspective view thereof;

FIG. 5 is a back, top, right, perspective view thereof;

FIG. 6 is a back, top, left, perspective view thereof;

FIG. 7 is a back, bottom, right, perspective view thereof;

FIG. 8 is a back, bottom, left, perspective view thereof;

FIG. 9 is a front side view thereof;

FIG. 10 is a back side view thereof;

FIG. 11 is a right side view thereof;

FIG. 12 is a left side view thereof;

FIG. 13 is a top view thereof;

FIG. 14 is a bottom view thereof;

FIG. 15 is a front, top, right, perspective view of another embodiment a light fixture showing our new design;

FIG. 16 is a front, top, left, perspective view thereof;

FIG. 17 is a front, bottom, right, perspective view thereof;

FIG. 18 is a front, bottom, left perspective view thereof;

FIG. 19 is a back, top, right, perspective view thereof;

FIG. 20 is a back, top, left, perspective view thereof;

FIG. 21 is a back, bottom, right, perspective view thereof;

FIG. 22 is a back, bottom, left, perspective view thereof;

FIG. 23 is a front side view thereof;

FIG. 24 is a back side view thereof;

FIG. 25 is a right side view thereof;

FIG. 26 is a left side view thereof;

FIG. 27 is a top view thereof; and

FIG. 28 is a bottom view thereof;

FIG. 29 is a front, top, right, perspective view of another embodiment a light fixture showing our new design;

FIG. 30 is a front, top, left, perspective view thereof;

FIG. 31 is a front, bottom, right, perspective view thereof;

FIG. 32 is a front, bottom, left perspective view thereof;

FIG. 33 is a back, top, right, perspective view thereof;

FIG. 34 is a back, top, left, perspective view thereof;

FIG. 35 is a back, bottom, right, perspective view thereof;

FIG. 36 is a back, bottom, left, perspective view thereof;

FIG. 37 is a front side view thereof;

FIG. 38 is a back side view thereof;

FIG. 39 is a right side view thereof;

(Continued)




FIG. 40 is a left side view thereof;  
FIG. 41 is a top view thereof; and,  
FIG. 42 is a bottom view thereof.

**1 Claim, 42 Drawing Sheets  
(42 of 42 Drawing Sheet(s) Filed in Color)**

**(58) Field of Classification Search**

CPC ..... F21S 48/00; F21S 48/10; F21S 48/115;  
F21S 48/225; F21S 48/1233; F21S  
48/1266; F21S 48/1388; F21S 48/2268;  
F21V 21/04

See application file for complete search history.

**(56) References Cited**

U.S. PATENT DOCUMENTS

D697,241	S	*	1/2014	Chen	.....	D26/28
D704,364	S	*	5/2014	Adams	.....	D26/28
D708,778	S	*	7/2014	Sibitzky	.....	D26/118
D722,186	S	*	2/2015	Epmeier	.....	D26/28
D732,219	S	*	6/2015	Adams	.....	D26/63
D759,272	S	*	6/2016	Fan	.....	D26/28
D761,482	S	*	7/2016	Largent	.....	D26/118
D770,078	S	*	10/2016	Largent	.....	D26/118
D775,402	S	*	12/2016	Sibitzky	.....	D26/118
D775,404	S	*	12/2016	Adams	.....	D26/118
D782,092	S	*	3/2017	Heiner	.....	D26/63

\* cited by examiner



FIG. 1



FIG. 2



FIG. 3



FIG. 4



FIG. 5




FIG. 6





FIG. 7



FIG. 8




FIG. 9




FIG. 10



FIG. 11



FIG. 12




FIG. 13




FIG. 14





FIG. 15



FIG. 16



FIG. 17




FIG. 18



FIG. 19




FIG. 20



FIG. 21



FIG. 22






FIG. 23




FIG. 24




FIG. 25



FIG. 26




FIG. 27




FIG. 28



FIG. 29



FIG. 30






FIG. 31



FIG. 32



FIG. 33



FIG. 34



FIG. 35



FIG. 36




FIG. 37




FIG. 38






FIG. 39




FIG. 40




FIG. 41




FIG. 42