



US00D812781S

(12) **United States Design Patent** (10) **Patent No.:** **US D812,781 S**
MacDonald et al. (45) **Date of Patent:** **** Mar. 13, 2018**

- (54) **WALL BLOCK**
- (71) Applicants: **Robert A. MacDonald**, Plymouth, MN (US); **Robert John Lundell**, Stillwater, MN (US)
- (72) Inventors: **Robert A. MacDonald**, Plymouth, MN (US); **Robert John Lundell**, Stillwater, MN (US)

5,688,078 A 11/1997 Hammer
 5,735,643 A 4/1998 Castonguay et al.
 5,788,423 A 8/1998 Perkins
 5,845,448 A 12/1998 Potvin
 D404,146 S 1/1999 Perkins
 5,878,545 A 3/1999 Gebhart
 5,930,964 A 8/1999 Boehning
 5,934,035 A 8/1999 Rasmussen et al.
 (Continued)

- (73) Assignee: **KEYSTONE RETAINING WALL SYSTEMS LLC**, West Chester, OH (US)

FOREIGN PATENT DOCUMENTS

CA 85895 2/1999
 WO WO 2011/109621 A1 9/2011

(**) Term: **15 Years**

OTHER PUBLICATIONS

- (21) Appl. No.: **29/571,768**

Oct. 23, 2017 PCT Invitation to Pay Additional Fees in corresponding International Application No. PCT/US2017/042761 (12 pages).

- (22) Filed: **Jul. 21, 2016**

(Continued)

- (51) **LOC (11) Cl.** **25-01**

- (52) **U.S. Cl.**
USPC **D25/114**

- (58) **Field of Classification Search**
USPC D25/102-118, 136, 138, 152-162, 164
CPC ... E02D 29/02; E02D 29/025; E02D 29/0225;
E02D 29/0233; E02D 29/0266; E04C
1/00; E04C 1/395; E04B 1/02; B28B
11/0863; B28B 17/0027
See application file for complete search history.

Primary Examiner — Susan Bennett Hattan
Assistant Examiner — Leanne Was-Englehart
 (74) *Attorney, Agent, or Firm* — Popovich, Wiles & O'Connell, P.A.

(57) **CLAIM**

The ornamental design for a wall block, as shown and described.

DESCRIPTION

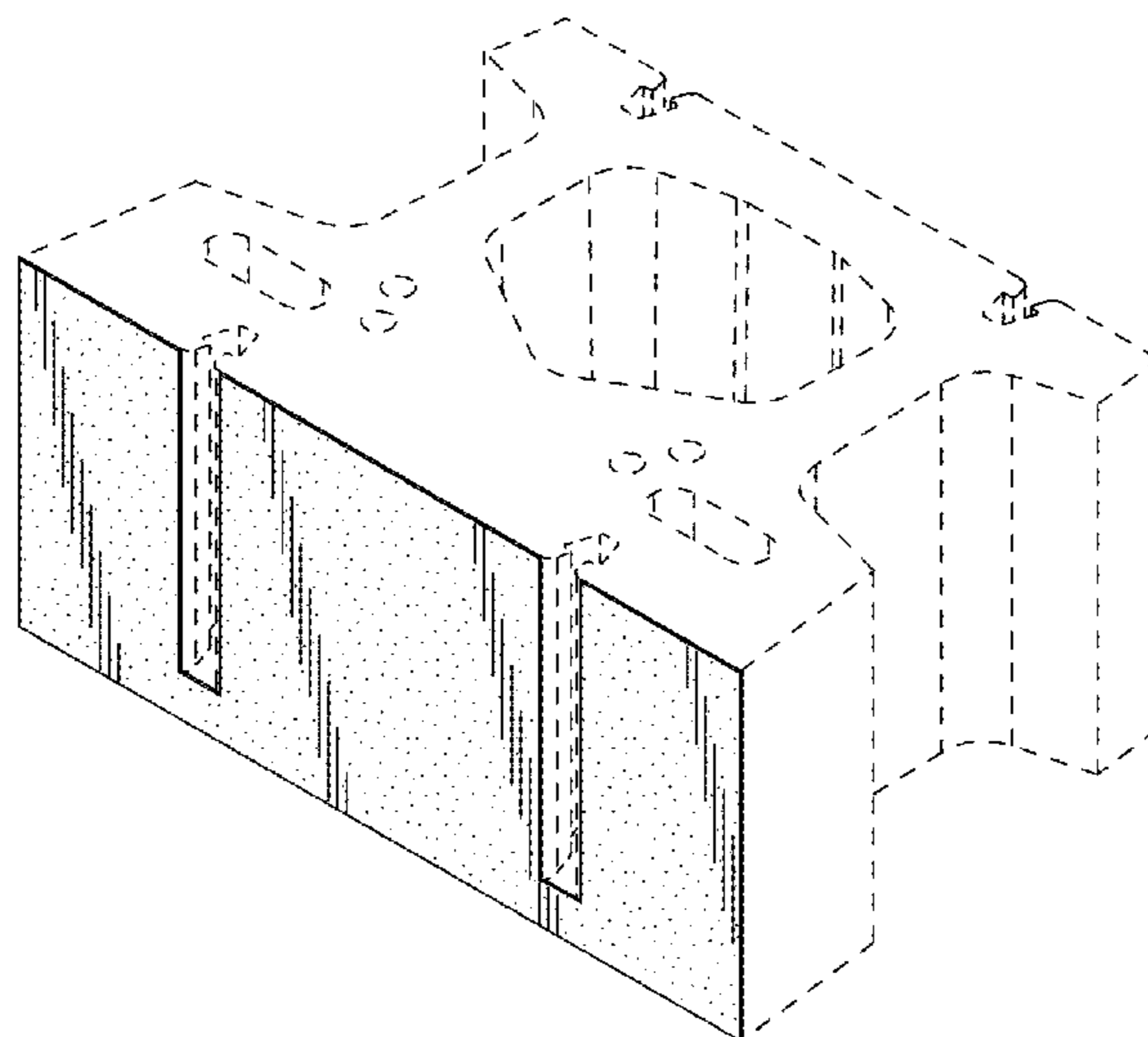
- (56) **References Cited**

U.S. PATENT DOCUMENTS

1,593,297 A 7/1926 Gilmer
 2,316,819 A 4/1943 Tedrow
 4,229,920 A 10/1980 Lount
 4,263,765 A 4/1981 Maloney
 4,703,602 A 11/1987 Pardo
 4,706,429 A 11/1987 Young
 4,765,109 A 8/1988 Boeshart
 4,884,382 A 12/1989 Horobin
 4,894,969 A 1/1990 Horobin
 5,428,933 A 7/1995 Philippe

FIG. 1 is a top perspective view of a wall block;
 FIG. 2 is a top plan view thereof;
 FIG. 3 is a front side elevational view thereof;
 FIG. 4 is a left side elevational view thereof;
 FIG. 5 is a right side elevational view thereof;
 FIG. 6 is a bottom plan view thereof; and,
 FIG. 7 is a rear side elevational view thereof.
 The broken lines in the figures depict portions of the wall block that form no part of the claimed design.

1 Claim, 4 Drawing Sheets



(56)

References Cited

U.S. PATENT DOCUMENTS

6,062,772 A 5/2000 Perkins
 6,148,576 A 11/2000 Janopaul, Jr.
 6,230,462 B1 5/2001 Beliveau
 6,314,697 B1 11/2001 Moore, Jr.
 6,318,040 B1 11/2001 Moore, Jr.
 6,363,683 B1 4/2002 Moore, Jr.
 6,401,419 B1 6/2002 Beliveau
 6,526,713 B2 3/2003 Moore, Jr.
 6,536,994 B2 3/2003 Race
 6,615,561 B2 9/2003 MacDonald et al.
 6,668,503 B2 12/2003 Beliveau
 6,792,729 B2 9/2004 Beliveau
 6,820,384 B1 11/2004 Pfeiffer
 D508,739 S * 8/2005 Shillingburg D25/113
 D509,911 S * 9/2005 Shillingburg D25/113
 6,978,581 B1 12/2005 Spakousky
 7,082,731 B2 8/2006 Patz et al.
 7,082,732 B2 8/2006 Titishov
 7,168,892 B1 1/2007 MacDonald et al.
 7,410,328 B2 8/2008 Hamel
 7,415,805 B2 8/2008 Nickerson
 7,827,752 B2 11/2010 Scherer
 7,963,727 B1 * 6/2011 Wauhopp E02D 29/025
 405/284
 8,234,828 B2 8/2012 MacDonald
 D672,886 S * 12/2012 MacDonald D25/113
 8,511,024 B2 8/2013 MacDonald et al.

8,656,678 B2 2/2014 MacDonald
 8,800,227 B2 8/2014 Leblang
 D773,693 S * 12/2016 Karau D25/113
 2003/0074856 A1 4/2003 Hammer
 2005/0252144 A1 11/2005 MacDonald et al.
 2005/0252146 A1 11/2005 MacDonald et al.
 2007/0044426 A1 3/2007 Deans
 2007/0151190 A1 7/2007 Huff et al.
 2008/0289282 A1 * 11/2008 MacDonald E04C 1/395
 52/568
 2008/0313988 A1 12/2008 MacDonald
 2009/0151281 A1 6/2009 MacDonald et al.
 2011/0072753 A1 3/2011 MacDonald
 2011/0078978 A1 * 4/2011 Wauhopp B28B 11/0863
 52/745.19
 2011/0243669 A1 * 10/2011 Friederichs E02D 29/025
 405/284
 2011/0318100 A1 * 12/2011 Rainey E02D 29/025
 404/6

OTHER PUBLICATIONS

Jan. 2, 2018 PCT Transmittal of the International Search Report and the Written Opinion in corresponding International Application No. PCT/US2017/042761 (16 pages).
 Sep. 20, 2017 Examiner's Report from corresponding Canadian Industrial Design Application No. 172560 (15 pages).

* cited by examiner

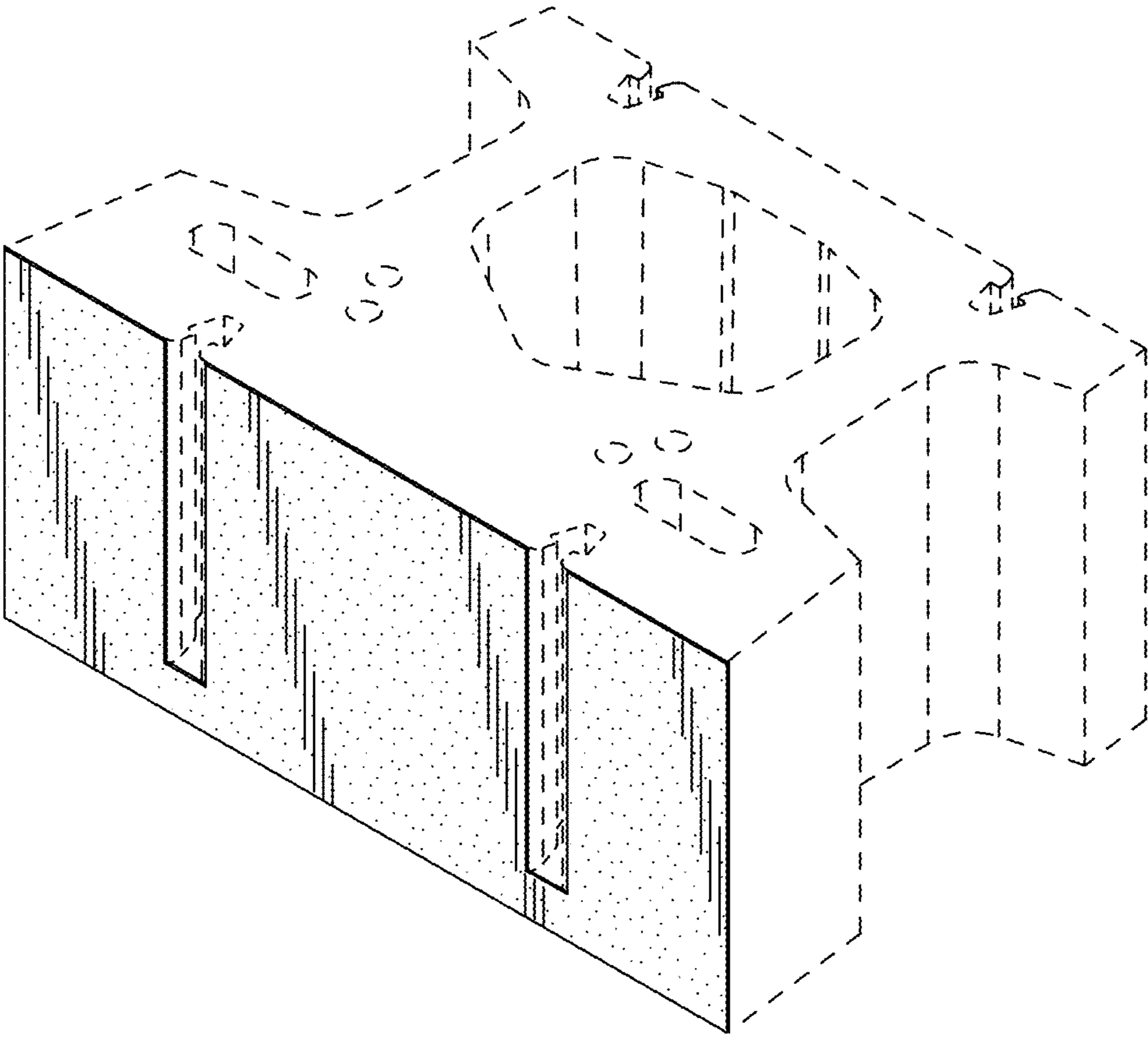


Fig. 1

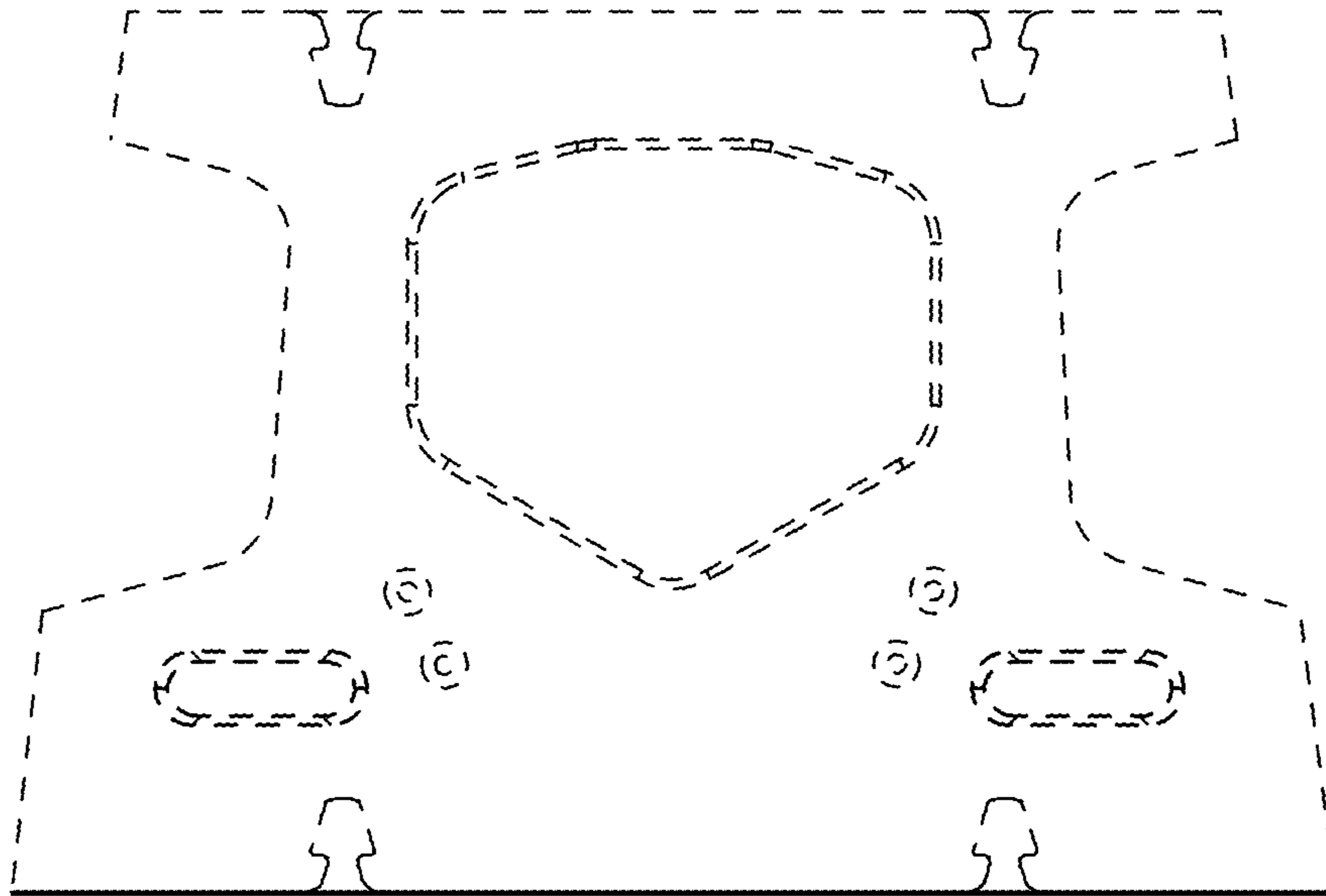


Fig. 2

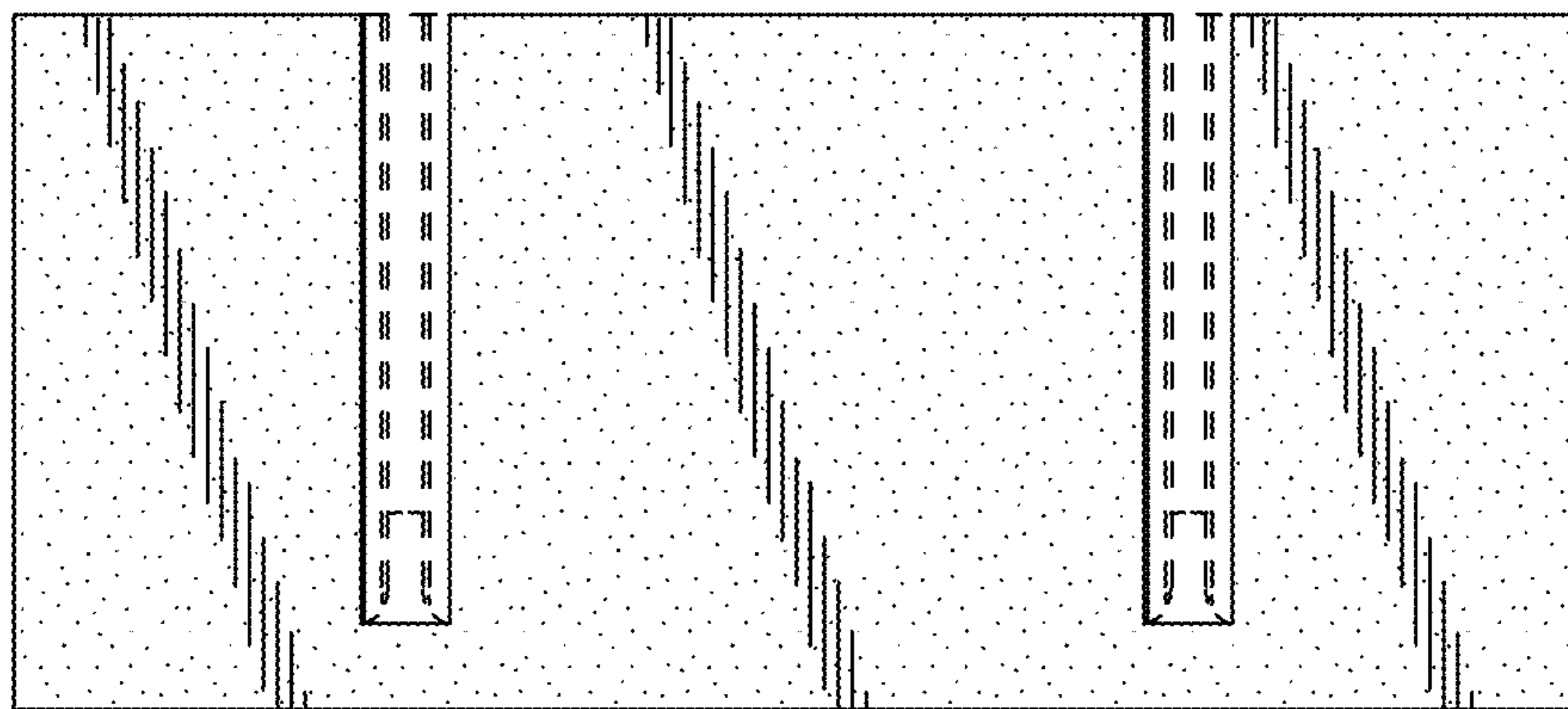


Fig. 3

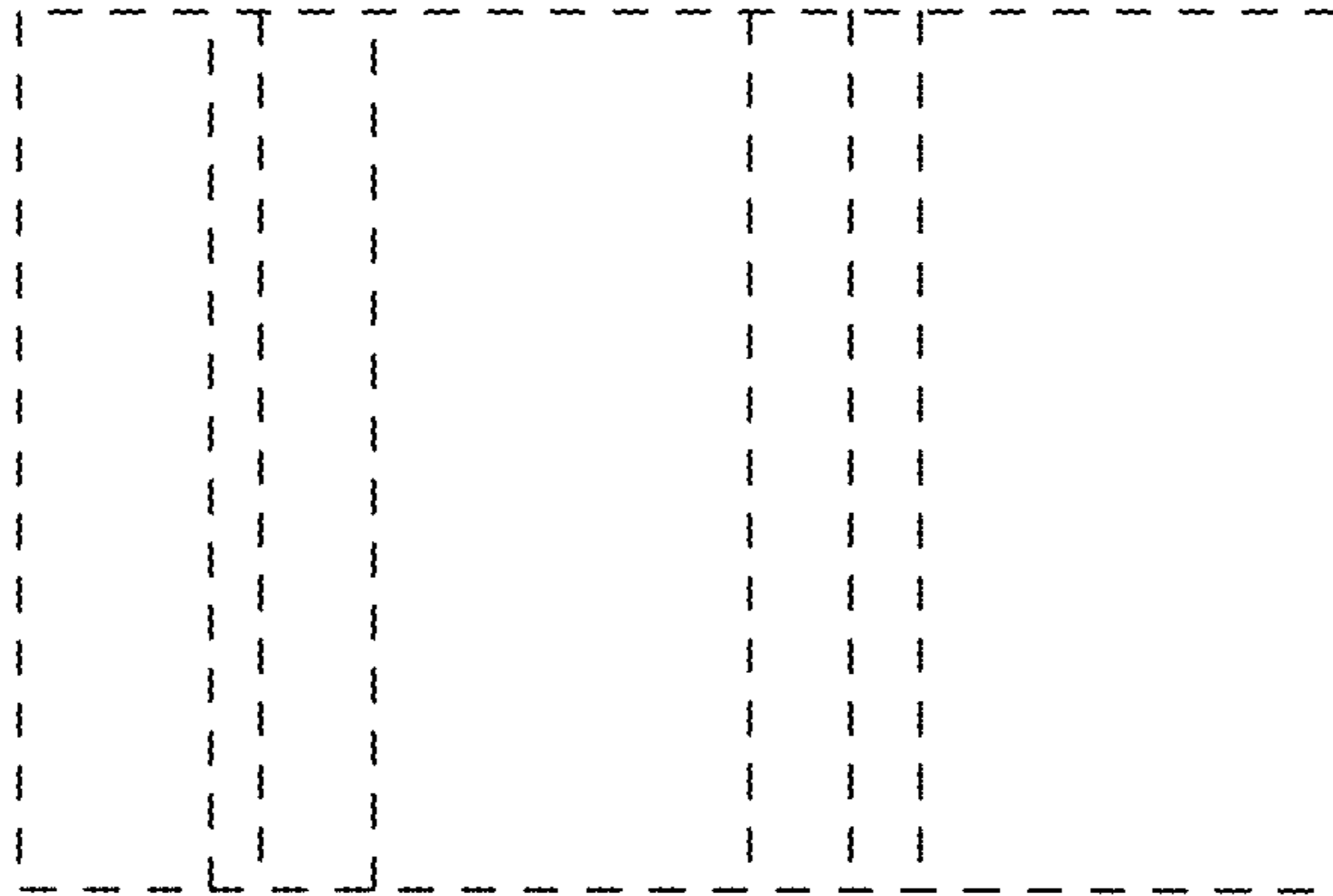


Fig. 4

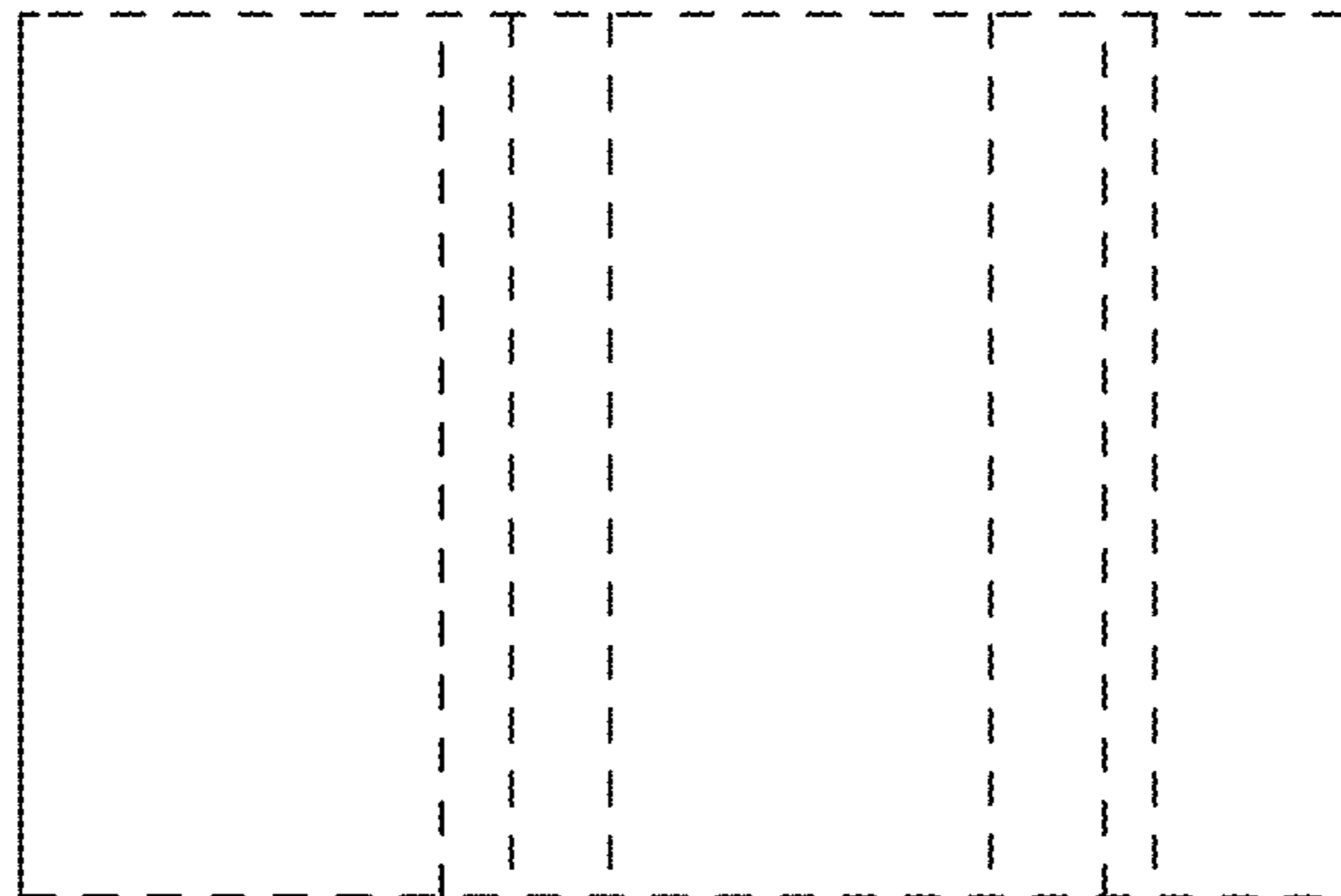


Fig. 5

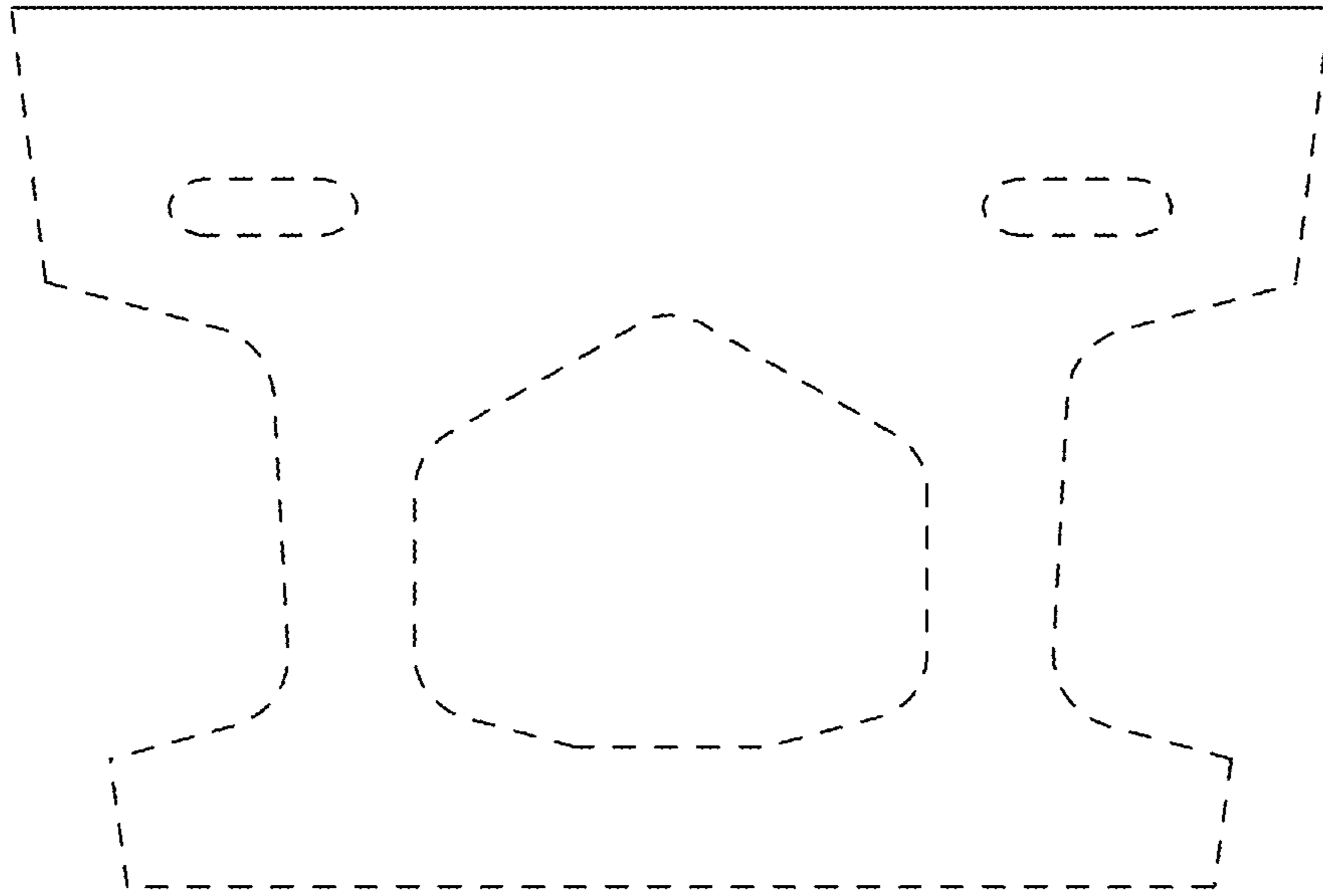


Fig. 6



Fig. 7