



US00D812763S

(12) **United States Design Patent**  
**Coles**

(10) **Patent No.:** **US D812,763 S**

(45) **Date of Patent:** **\*\* Mar. 13, 2018**

(54) **SEXUAL AID**

(71) Applicant: **Delbert Coles**, Frederick, MD (US)

(72) Inventor: **Delbert Coles**, Frederick, MD (US)

(\*\*) Term: **15 Years**

(21) Appl. No.: **29/600,035**

(22) Filed: **Apr. 10, 2017**

(51) **LOC (11) Cl.** ..... **24-03**

(52) **U.S. Cl.**  
USPC ..... **D24/190**

(58) **Field of Classification Search**  
USPC ..... D24/189, 190, 184, 188; D21/692  
CPC ..... A61H 19/00; A61B 17/42; A61B 21/002  
See application file for complete search history.

(56) **References Cited**

U.S. PATENT DOCUMENTS

7,318,810	B1 *	1/2008	Benson	.....	A61B 17/42
					482/140
D616,951	S *	6/2010	Imamura	.....	D21/692
D630,332	S *	1/2011	Richards	.....	D24/190
D750,716	S *	3/2016	Pouliot	.....	D21/692
2003/0145861	A1 *	8/2003	Coward	.....	A61H 19/50
					128/845
2007/0252048	A1 *	11/2007	Ivie	.....	A61J 9/06
					248/104
2010/0004660	A1 *	1/2010	Powell	.....	A61F 5/3715
					606/119
2013/0165748	A1 *	6/2013	Beadle	.....	A61H 19/00
					600/38

2016/0361226 A1\* 12/2016 Gibbs ..... A61H 19/50

\* cited by examiner

*Primary Examiner* — Charles Hanson

(74) *Attorney, Agent, or Firm* — Edell, Shapiro & Finnan, LLC

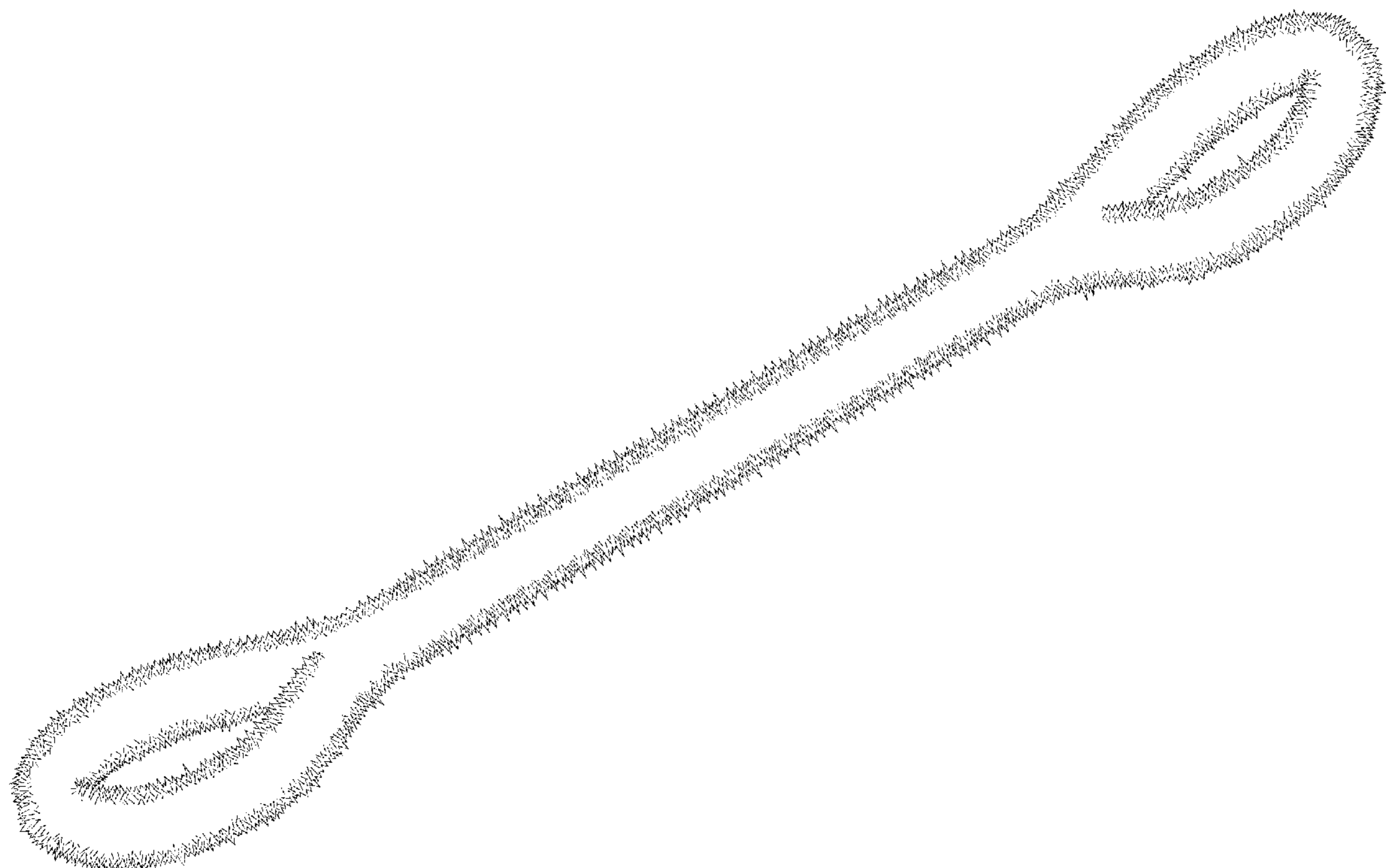
(57) **CLAIM**

The ornamental design for a sexual aid, as shown and described.

**DESCRIPTION**

FIG. 1 is a side perspective view of the sexual aid showing the new design in an unflexed state;  
FIG. 2 is a front view in elevation of the sexual aid showing the new design;  
FIG. 3 is a rear view in elevation of the sexual aid showing the new design;  
FIG. 4 is a left side view in elevation of the sexual aid showing the new design;  
FIG. 5 is a right side view in elevation of the sexual aid showing the new design;  
FIG. 6 is a bottom view in plan of the sexual aid showing the new design;  
FIG. 7 is a top view in plan of the sexual aid showing the new design; and,  
FIG. 8 is a side perspective view of the sexual aid showing the new design in a flexed state.

**1 Claim, 3 Drawing Sheets**



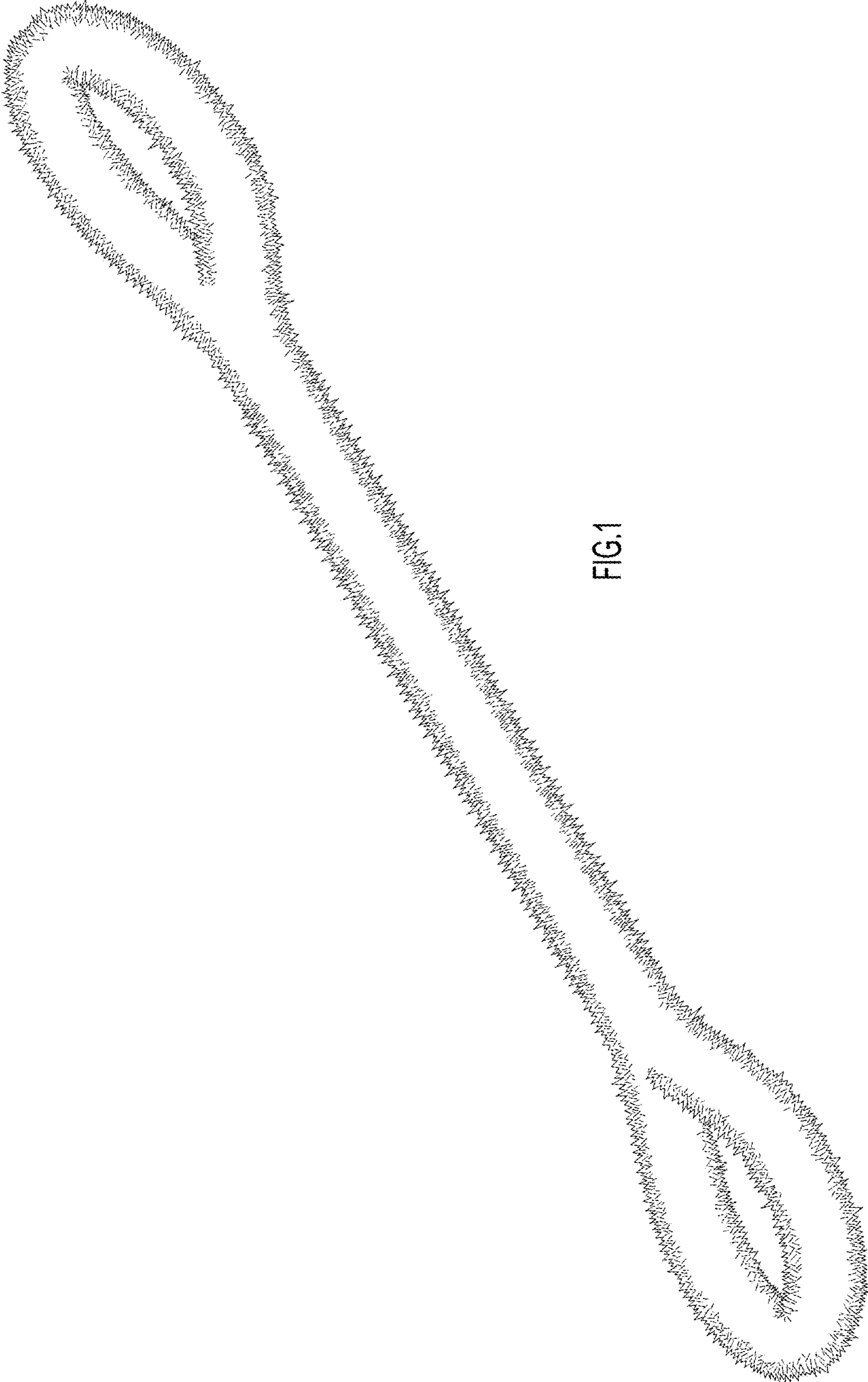


FIG.1






FIG. 2




FIG. 3




FIG. 4



FIG. 5




FIG. 6




FIG. 7




FIG.8