

US00D812734S

(12) **United States Design Patent**
Taylor, Jr.

(10) **Patent No.:** **US D812,734 S**
(45) **Date of Patent:** **** Mar. 13, 2018**

(54) **AIR FLOW DIRECTOR**
(71) Applicant: **Richard Ellis Taylor, Jr.**, Delray Beach, FL (US)
(72) Inventor: **Richard Ellis Taylor, Jr.**, Delray Beach, FL (US)

6,929,542 B1 8/2005 Stravitz
D552,726 S * 10/2007 Jacklich D23/393
7,635,298 B2 12/2009 Henneberry
D658,281 S * 4/2012 Goemans D23/387
D672,450 S * 12/2012 Milks D23/387
2009/0042505 A1* 2/2009 Henneberry F24F 13/06
454/292
2012/0156982 A1* 6/2012 DeSouza F24F 13/065
454/307

(**) Term: **15 Years**

(21) Appl. No.: **29/592,523**

(22) Filed: **Jan. 31, 2017**

(51) **LOC (11) Cl.** **23-03**

(52) **U.S. Cl.**
USPC **D23/387**

(58) **Field of Classification Search**
USPC D23/393, 314, 386-389, 392; 138/157,
138/138, 155, 128, 158, 167, 168;
454/292, 202, 307, 141, 313, 367, 289
CPC .. B60H 1/00564; F24F 13/02; F24F 13/0245;
F24F 13/20; F24F 13/084; F24F 1/0011;
F24F 13/10; F24F 13/08; F24F 13/06;
F24F 2221/14; F24F 11/0078

See application file for complete search history.

(56) **References Cited**

U.S. PATENT DOCUMENTS

D30,059 S 1/1899 Tracy
1,668,712 A * 5/1928 Everhard F24C 15/28
454/307
3,225,679 A 12/1965 Meyer
3,358,578 A 12/1967 Meyer
4,602,556 A 7/1986 Gladden
6,302,788 B1 * 10/2001 Gagnon D06F 58/20
454/359

FOREIGN PATENT DOCUMENTS

WO 2011144896 A2 11/2011

* cited by examiner

Primary Examiner — Cynthia Ramirez
Assistant Examiner — Gino Colan

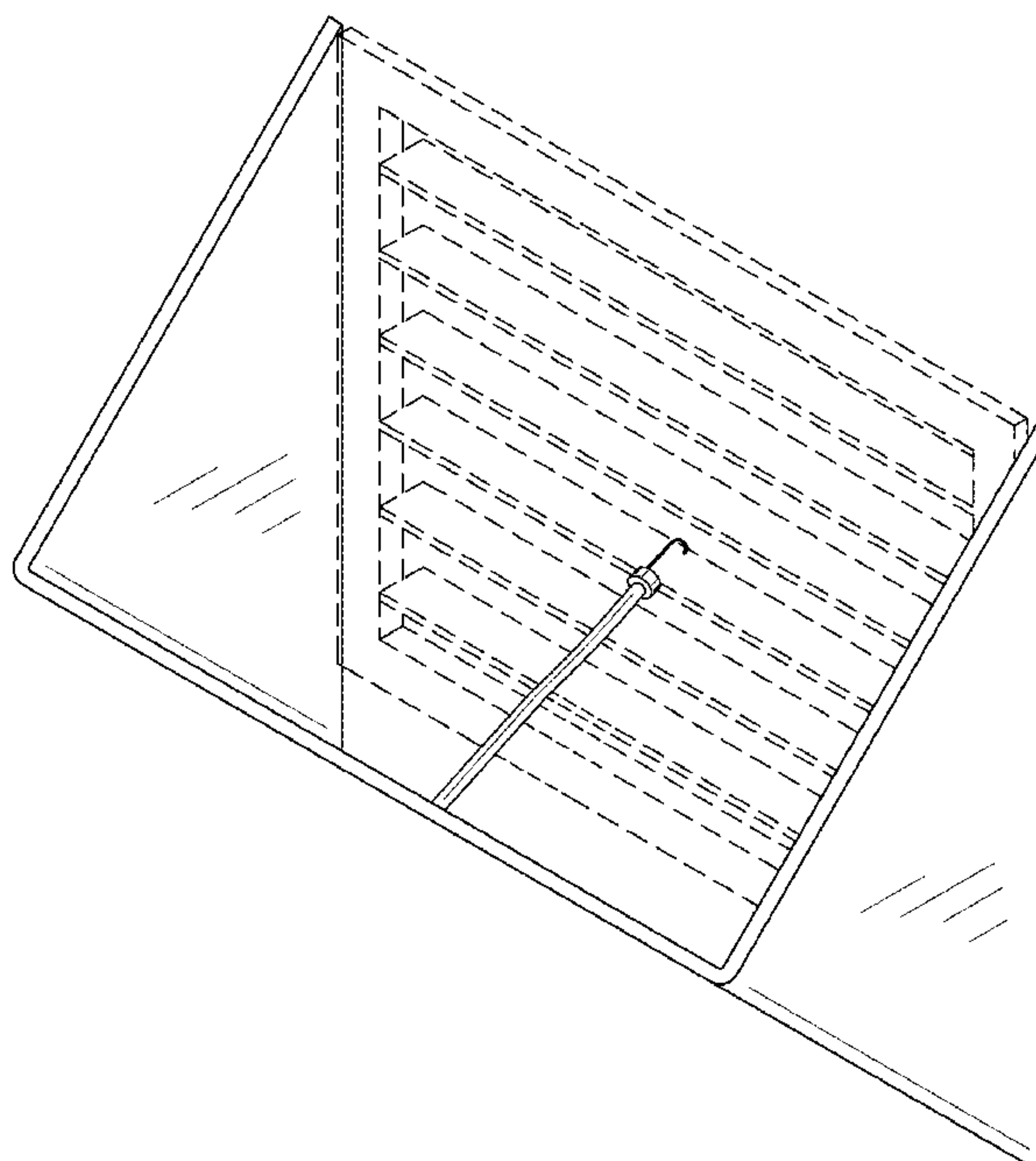
(57) **CLAIM**

I claim the ornamental design for an air flow director, as shown and described.

DESCRIPTION

FIG. 1 is a front view of an air flow director showing my new design;
FIG. 2 is a back elevation view thereof;
FIG. 3 is a left side elevation view thereof;
FIG. 4 is a right side elevation view thereof;
FIG. 5 is a top plan view thereof;
FIG. 6 is a bottom plan view thereof; and,
FIG. 7 is a perspective view thereof.
The broken lines appearing on FIG. 7 of an air duct are environmental matter forming no part of the claimed design.

1 Claim, 5 Drawing Sheets



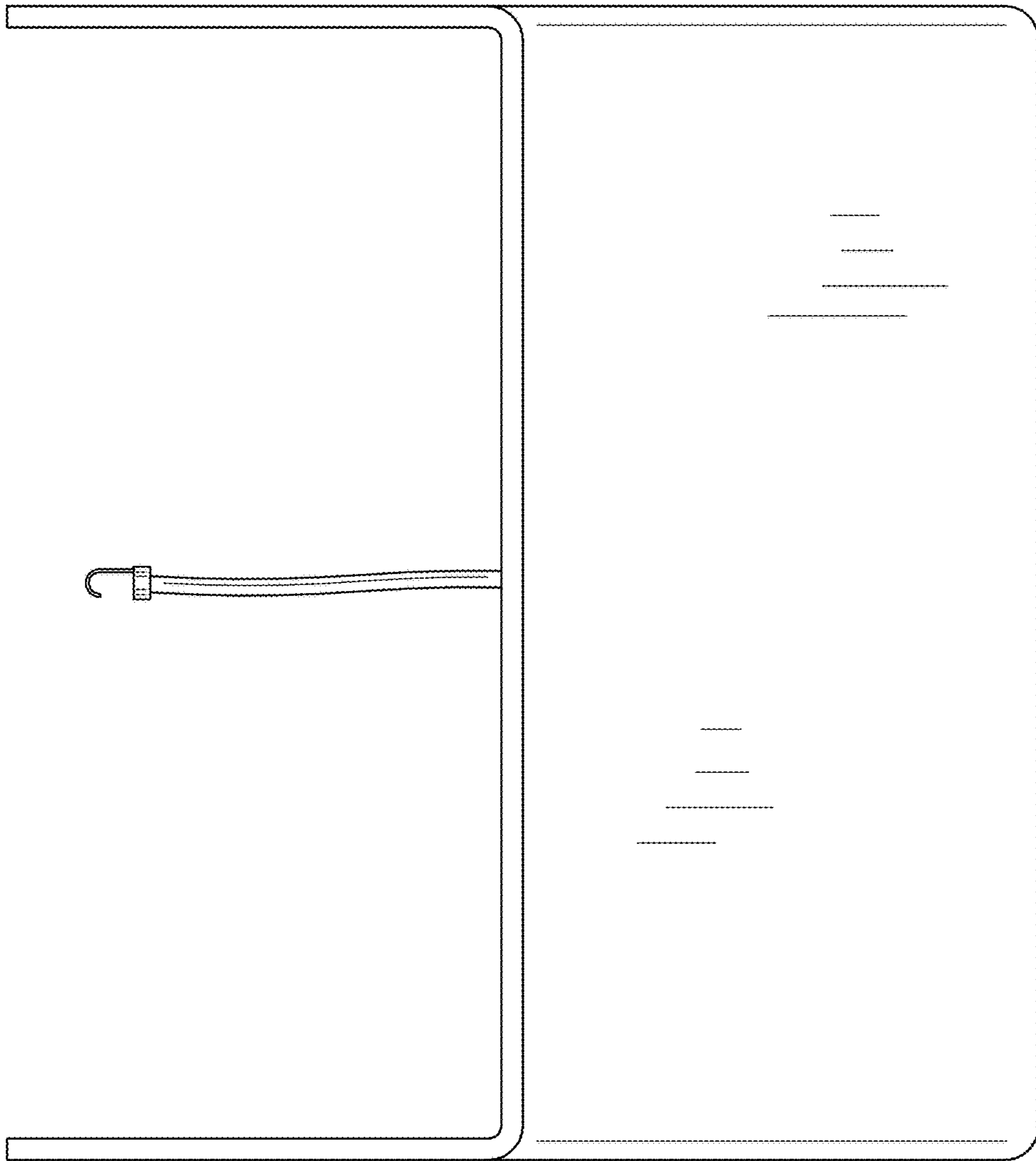


FIG. 1

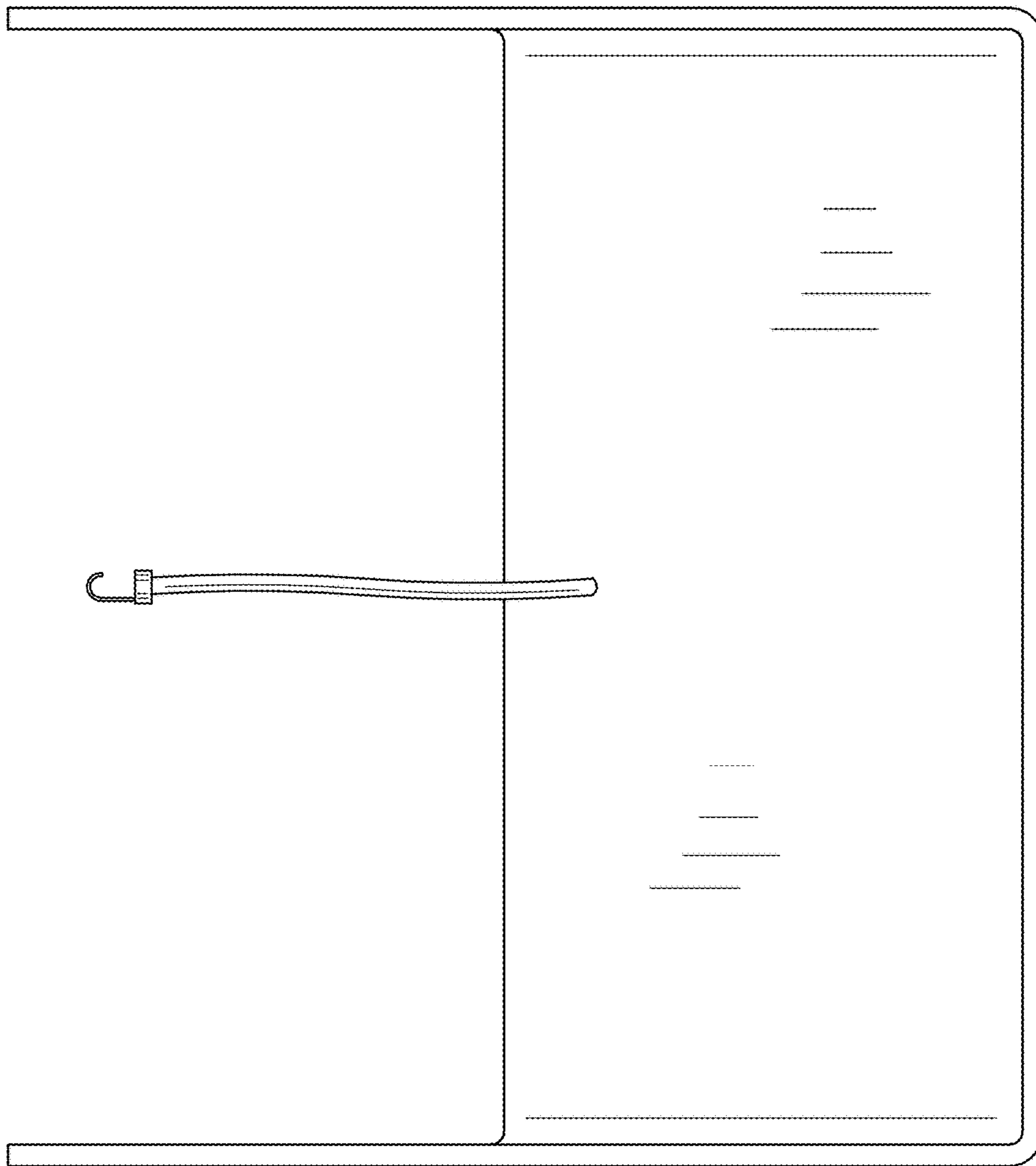


FIG. 2

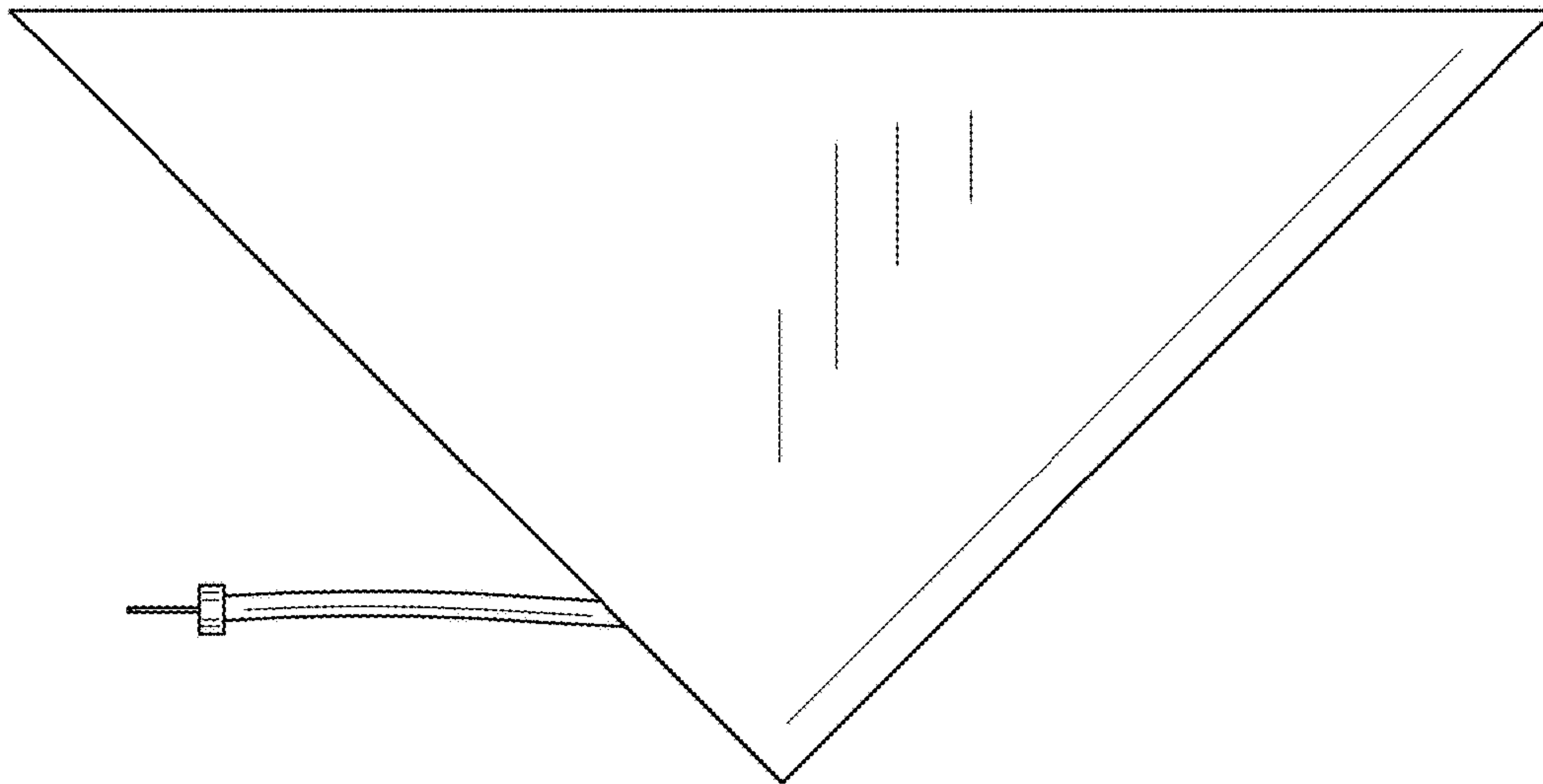


FIG. 4

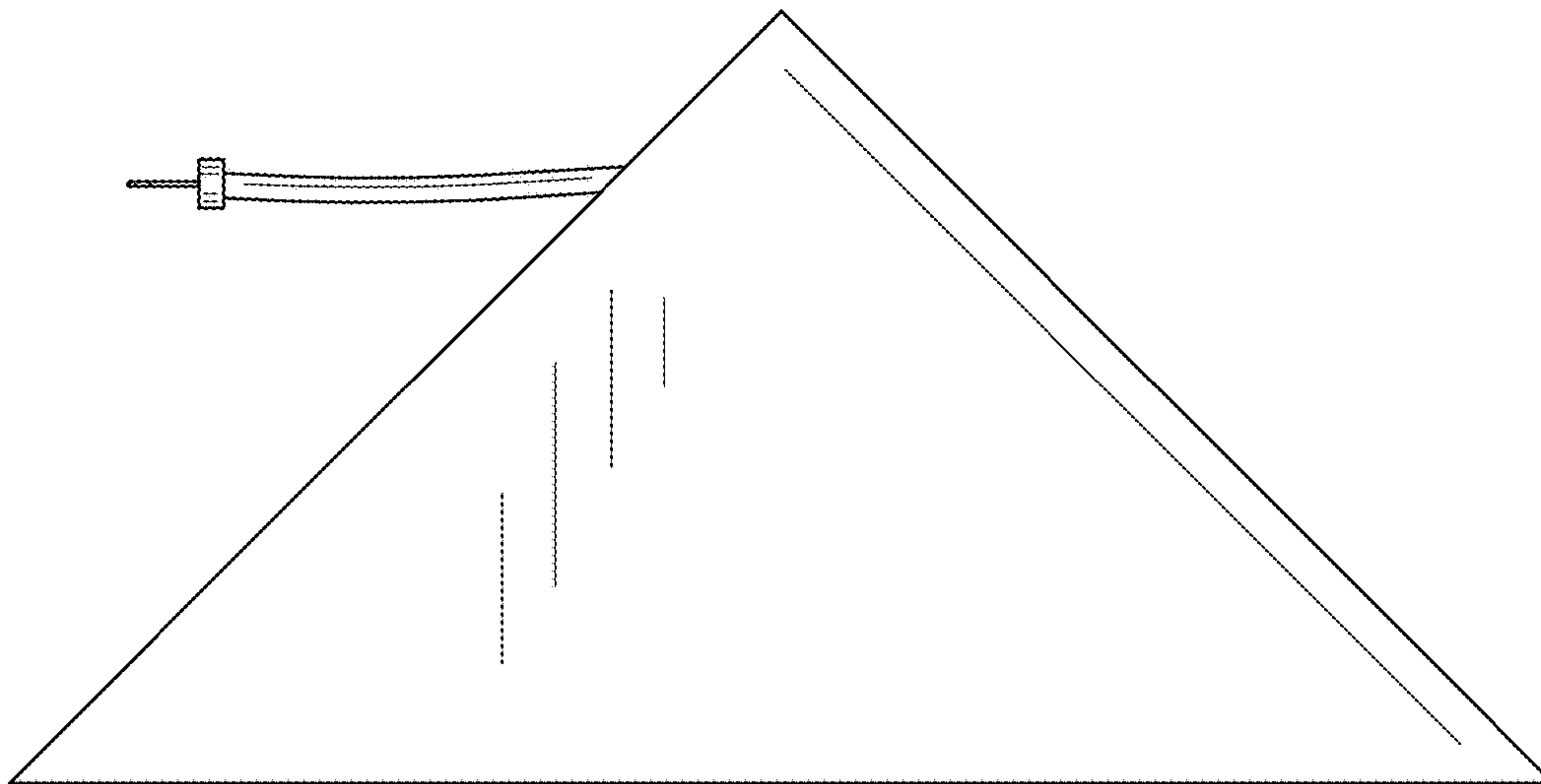


FIG. 3




FIG. 5




FIG. 6

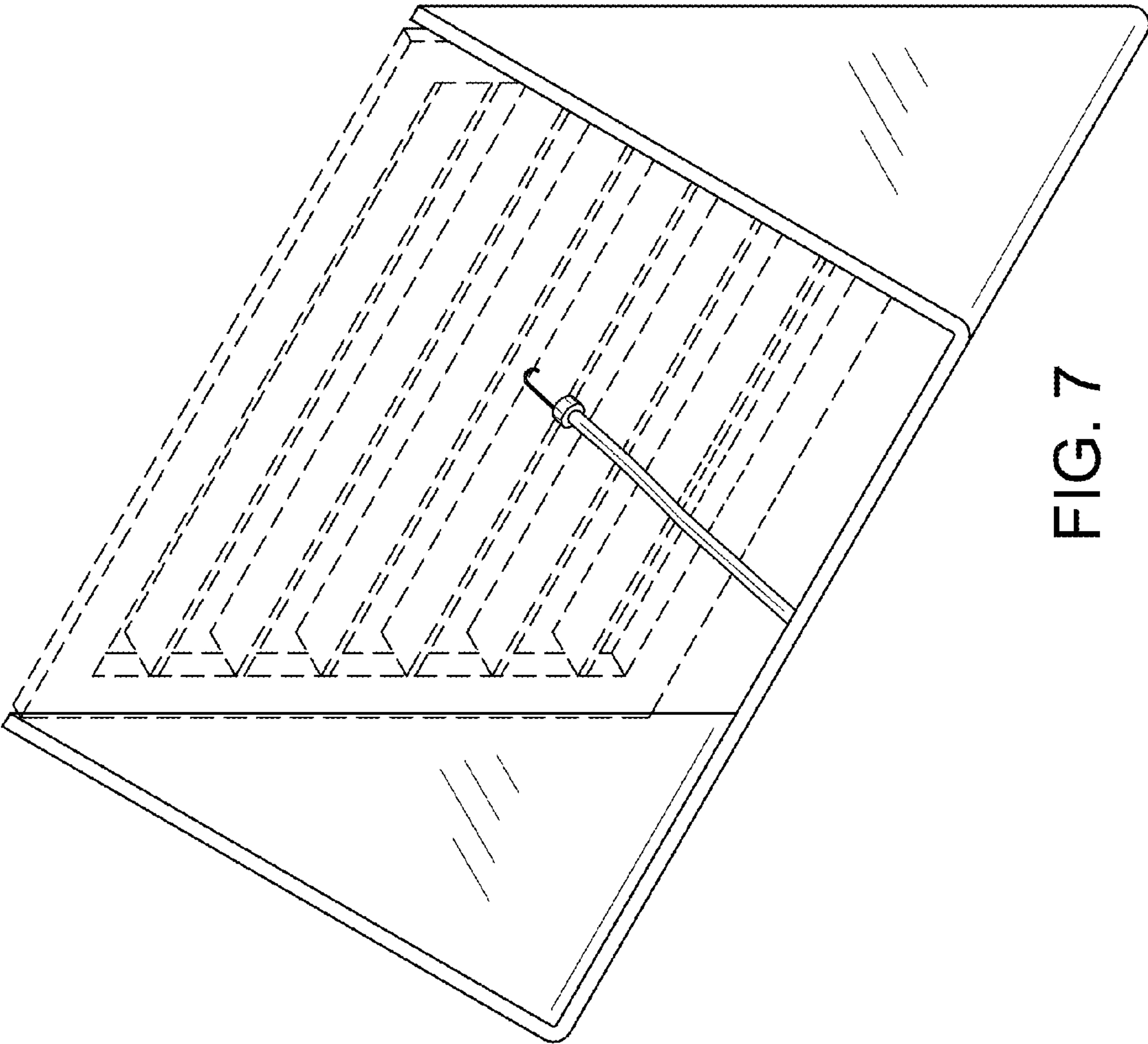


FIG. 7