



US00D812711S

(12) **United States Design Patent** (10) **Patent No.:** **US D812,711 S**
Worthington (45) **Date of Patent:** **** Mar. 13, 2018**

(54) **FISHING LURE**

(71) Applicant: **Robert W. Worthington**, Atlanta, GA
(US)

(72) Inventor: **Robert W. Worthington**, Atlanta, GA
(US)

(**) Term: **15 Years**

(21) Appl. No.: **29/620,075**

(22) Filed: **Jun. 21, 2016**

(51) **LOC (11) Cl.** **22-05**

(52) **U.S. Cl.**
USPC **D22/132**

(58) **Field of Classification Search**
USPC D22/126-133; 43/42.47, 42.35, 42.36,
43/42.37, 42.45, 42.48, 23.2, 42.39, 42.4
CPC A01K 85/00; A01K 85/16
See application file for complete search history.

(56) **References Cited**

U.S. PATENT DOCUMENTS

D254,024 S * 1/1980 Parker D22/128
D371,184 S * 6/1996 Snyder D22/126

D390,336 S * 2/1998 Phelps D22/126
D405,497 S * 2/1999 Phelps D22/126
D624,146 S * 9/2010 Minkler D22/126

* cited by examiner

Primary Examiner — Catherine R Oliver-Garcia
(74) *Attorney, Agent, or Firm* — Patterson Intellectual
Property Law, P.C.; Edward D. Lanquist, Jr.; Alex H.
Huffstutter

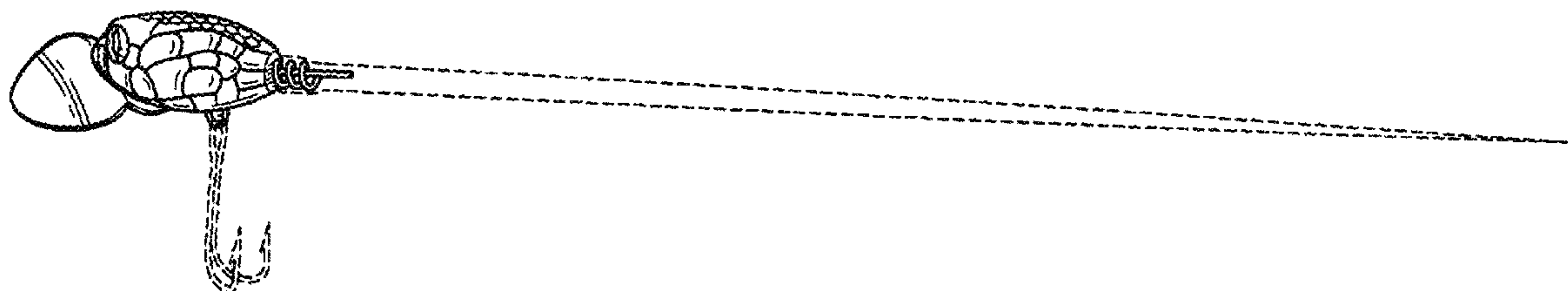
(57) **CLAIM**

The ornamental design for a fishing lure, as shown.

DESCRIPTION

FIG. 1 is a perspective view of a fishing lure showing my new design;
FIG. 2 is a top plan view thereof;
FIG. 3 is a bottom plan view thereof;
FIG. 4 is a left side elevation view thereof;
FIG. 5 is a right side elevation view thereof;
FIG. 6 is a front elevation view thereof; and,
FIG. 7 is a rear elevation view thereof.
The hook and snake tail are shown in broken lines for illustrative purposes only and forms no part of the claimed design.

1 Claim, 3 Drawing Sheets



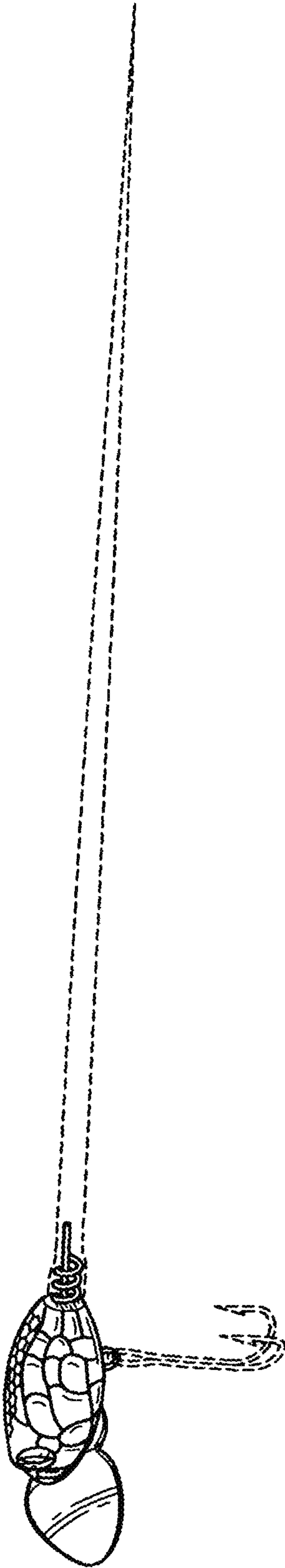


FIG. 1

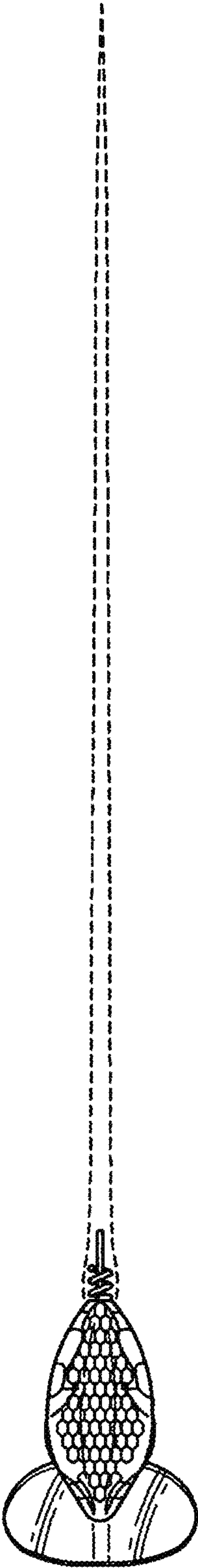


FIG. 2

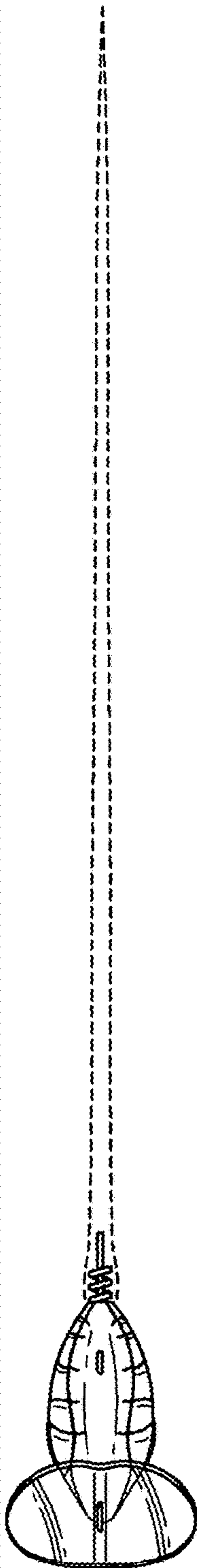


FIG. 3

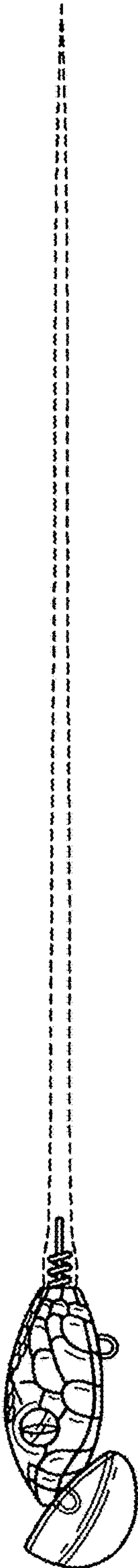


FIG. 4




FIG. 5

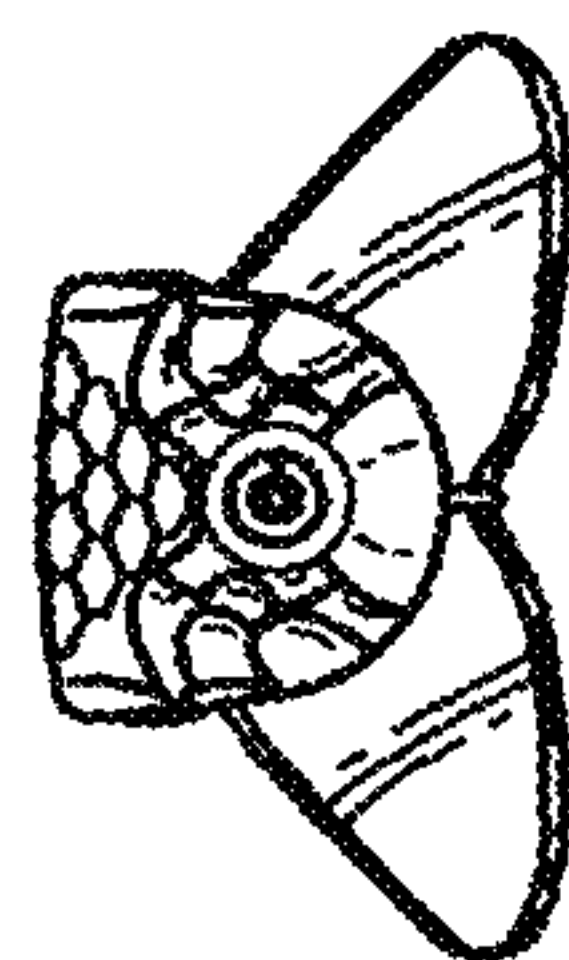


FIG. 6

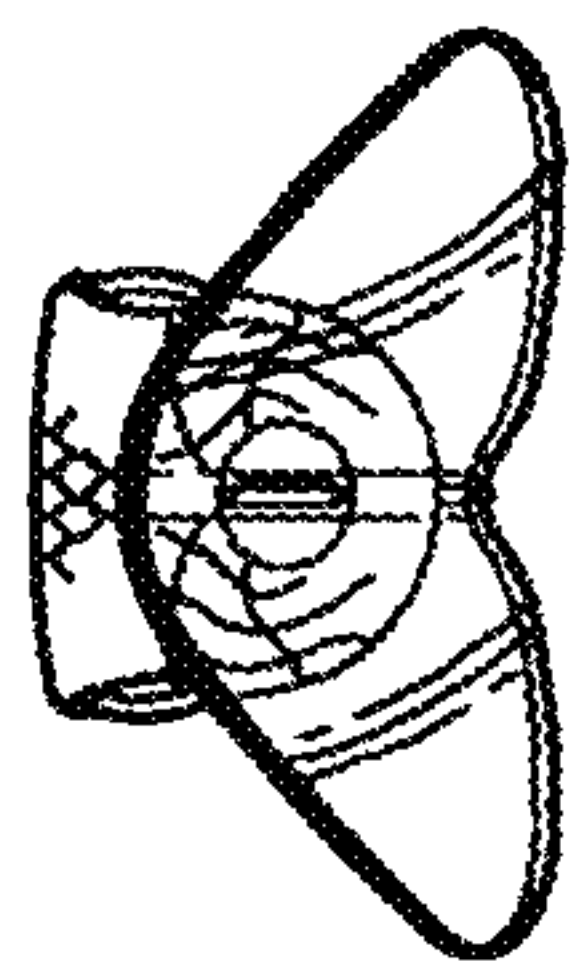


FIG. 7