



US00D812704S

(12) **United States Design Patent** (10) **Patent No.:** **US D812,704 S**
Blackman et al. (45) **Date of Patent:** **** Mar. 13, 2018**

(54) **LIFE VEST**
(71) Applicant: **Carleton Technologies, Inc.**, Orchard Park, NY (US)
(72) Inventors: **Donald Blackman**, Bradenton, FL (US); **Brian Ford**, Bettendorf, IA (US)
(73) Assignee: **Carleton Technologies, Inc.**, Orchard Park, NY (US)

D554,225 S 10/2007 Peterson
D600,859 S * 9/2009 Hill D29/101.1
D603,158 S * 11/2009 Lown D2/839
D638,900 S 5/2011 Whanon
D706,374 S * 6/2014 Rietz D21/805
D728,051 S * 4/2015 Rhind D21/805
D737,025 S * 8/2015 Robert D2/829
2005/0263347 A1* 12/2005 Hill A62B 35/0018
182/3

(Continued)

(**) Term: **15 Years**
(21) Appl. No.: **29/530,483**

FOREIGN PATENT DOCUMENTS

EM 0022422669-0001 8/2013

(22) Filed: **Jun. 17, 2015**
(51) **LOC (11) Cl.** **29-02**
(52) **U.S. Cl.**
USPC **D21/805**
(58) **Field of Classification Search**
USPC D21/801, 803, 805, 809, 802, 712, 788;
D6/596, 601, 604-605, 616, 621;
D2/743, 750, 761, 829; D3/215-216
CPC .. B63B 35/76; B63B 7/00; B63B 7/06; B63B
7/08; B63C 2009/0023; B63C 9/02; B63C
9/04; B63C 9/08; B63C 2009/042; B63C
2009/046; B63C 9/11; B63C 9/00; B63C
9/081; B63C 9/21; B63C 11/00; A62B
1/00; A62B 1/02; A62B 31/12; A62B
35/00; A62B 35/10; A61G 1/00; A41D
7/001; A41D 13/012; A41D 31/00
See application file for complete search history.

OTHER PUBLICATIONS

“Crewsaver,” [online], retrieved Sep. 21, 2017, retrieved from
<<https://www.westmarine.com/buy/survitec-survival-products--crewfit-35-workvest-uscg-approved-inflatable-lifejacket--17253386>>.*

Primary Examiner — Shannon Morgan
Assistant Examiner — Debra Callahan
(74) *Attorney, Agent, or Firm* — Bond, Schoeneck & King, PLLC

(57) **CLAIM**

The ornamental design for a life vest, as shown and described.

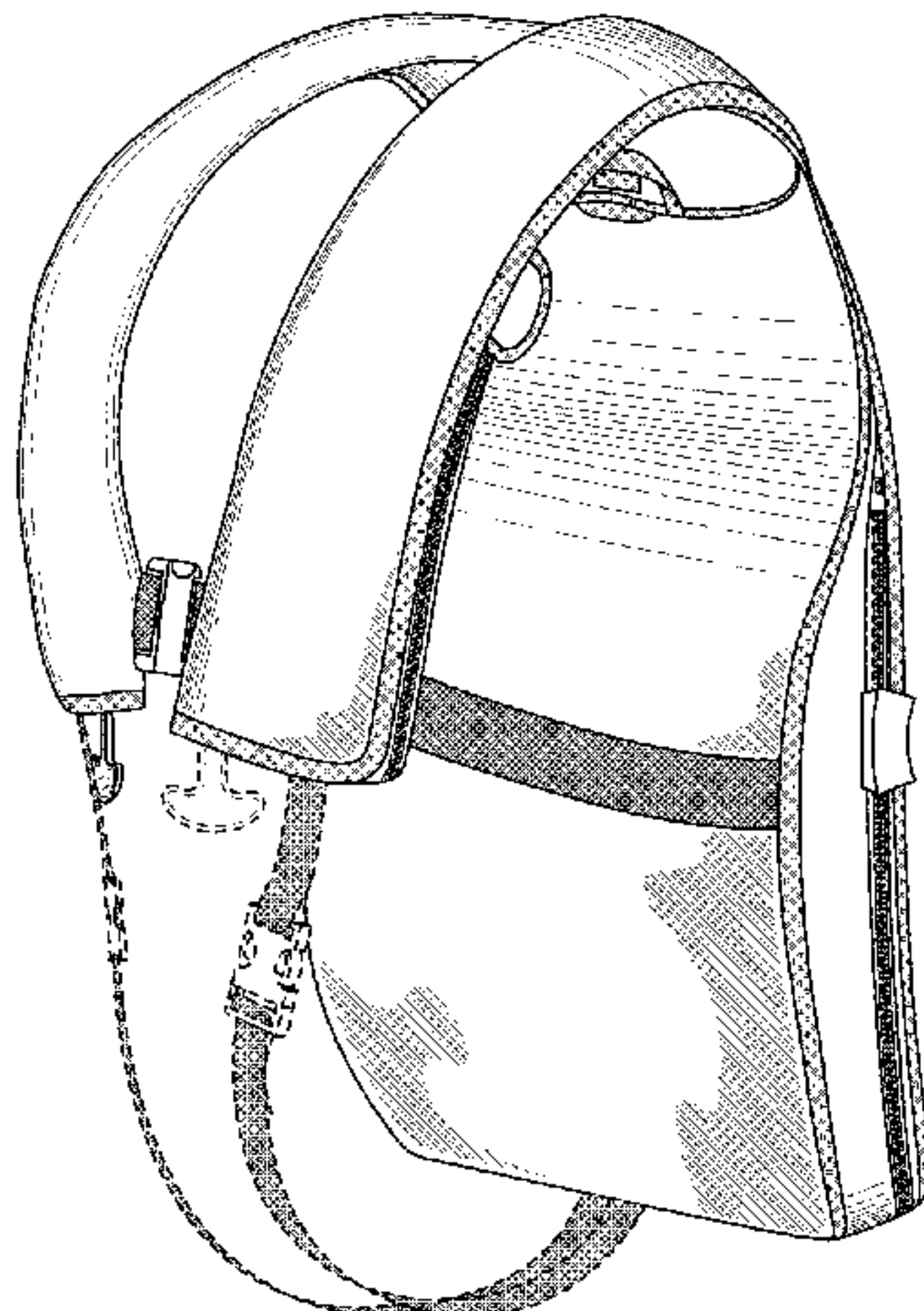
DESCRIPTION

FIG. 1 is a perspective view of the life vest;
FIG. 2 is a front elevational view thereof;
FIG. 3 is a rear elevational view thereof;
FIG. 4 is a right-side elevational view thereof;
FIG. 5 is a left-side elevational view thereof;
FIG. 6 is a top plan view thereof; and,
FIG. 7 is a bottom plan view thereof.
The broken lines showing of straps and single pull tab depict portions of the life vest that form no part of the claimed design.

(56) **References Cited**
U.S. PATENT DOCUMENTS

D234,793 S * 4/1975 O’Link D21/805
D294,515 S 3/1988 Gercken
D361,115 S 8/1995 Lucius
D379,396 S 5/1997 Rongo
D379,839 S 6/1997 McMahon
D418,673 S * 1/2000 Madsen D2/830
D422,666 S * 4/2000 Wagner D21/805
D459,780 S 7/2002 Walden
D501,906 S 2/2005 Woods

1 Claim, 7 Drawing Sheets



(56)

References Cited

U.S. PATENT DOCUMENTS

2008/0083802 A1* 4/2008 Reziniano A45C 13/28
224/576
2008/0116026 A1* 5/2008 Bass A45F 3/04
190/1
2011/0200395 A1* 8/2011 Couzyn B63C 11/02
405/186
2012/0031936 A1* 2/2012 Hairston A45F 3/04
224/153
2012/0060267 A1* 3/2012 Blenkarn A45F 3/04
2/456
2014/0325731 A1* 11/2014 Gould B63C 9/11
2/67
2015/0013673 A1* 1/2015 Krumhauer B63C 11/2245
128/202.14
2015/0047497 A1* 2/2015 Herreno B63C 9/115
89/36.05
2015/0307171 A1* 10/2015 Maechler B63C 9/115
441/106

* cited by examiner

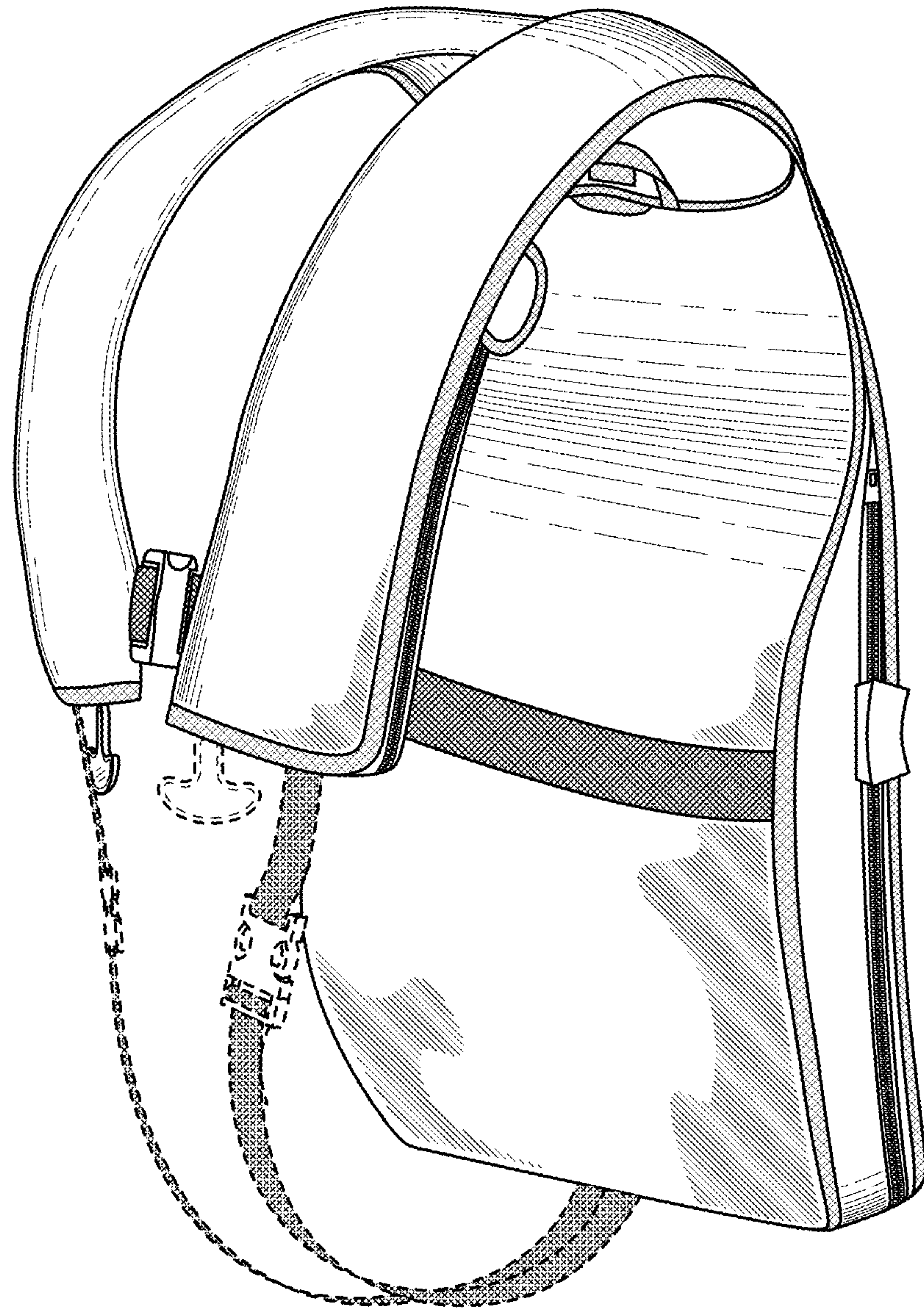


FIG. 1

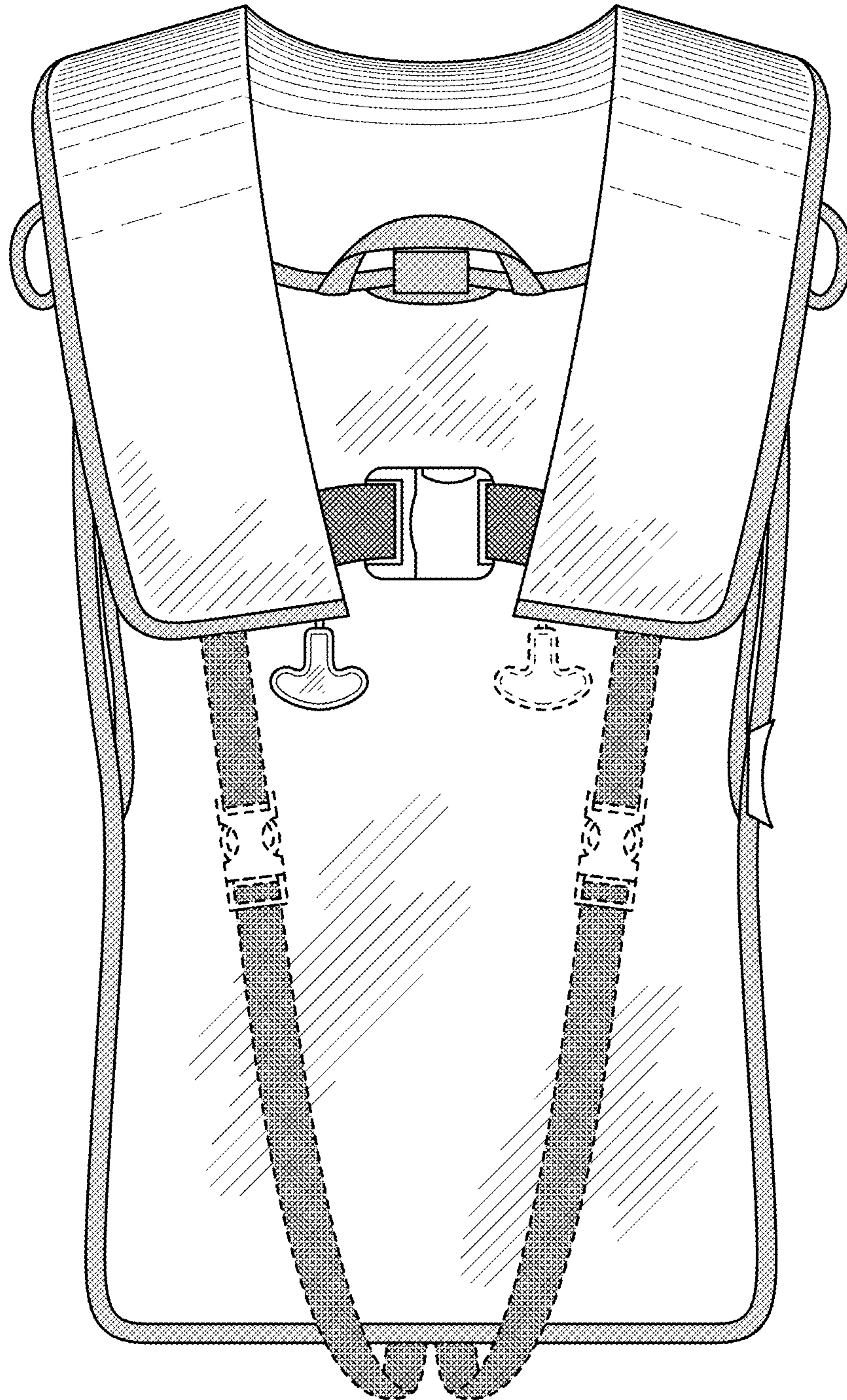


FIG. 2




FIG. 3

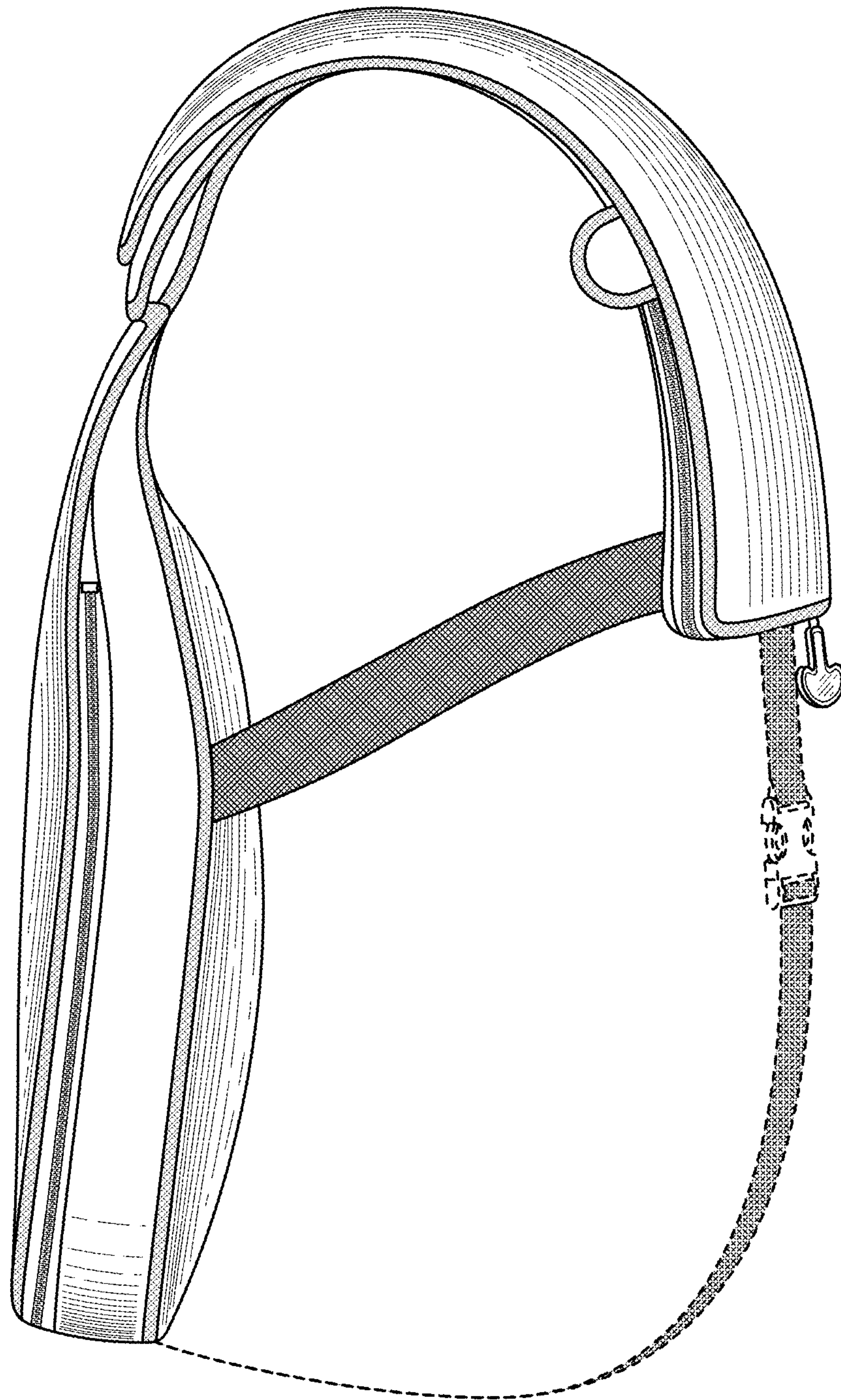


FIG. 4

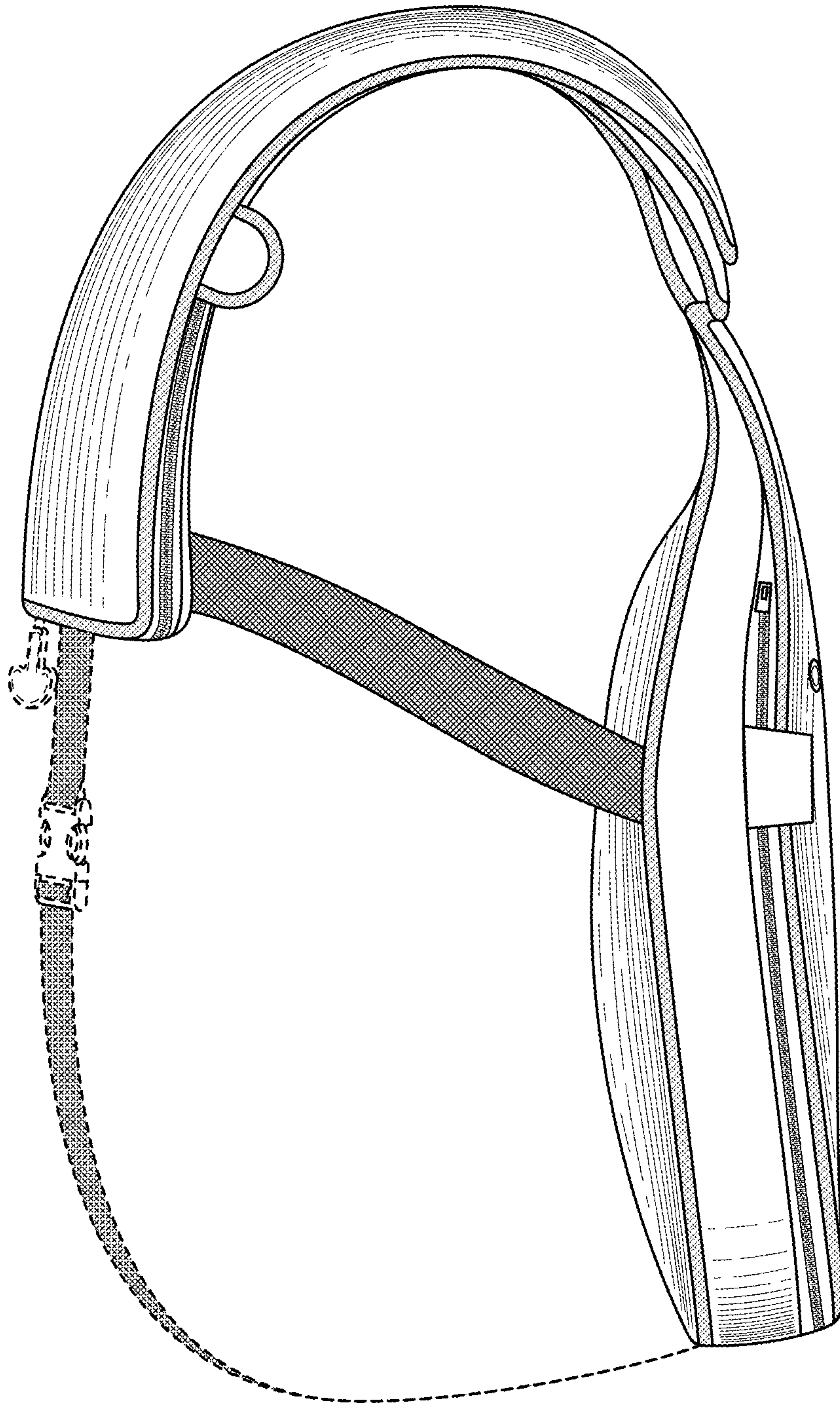


FIG. 5

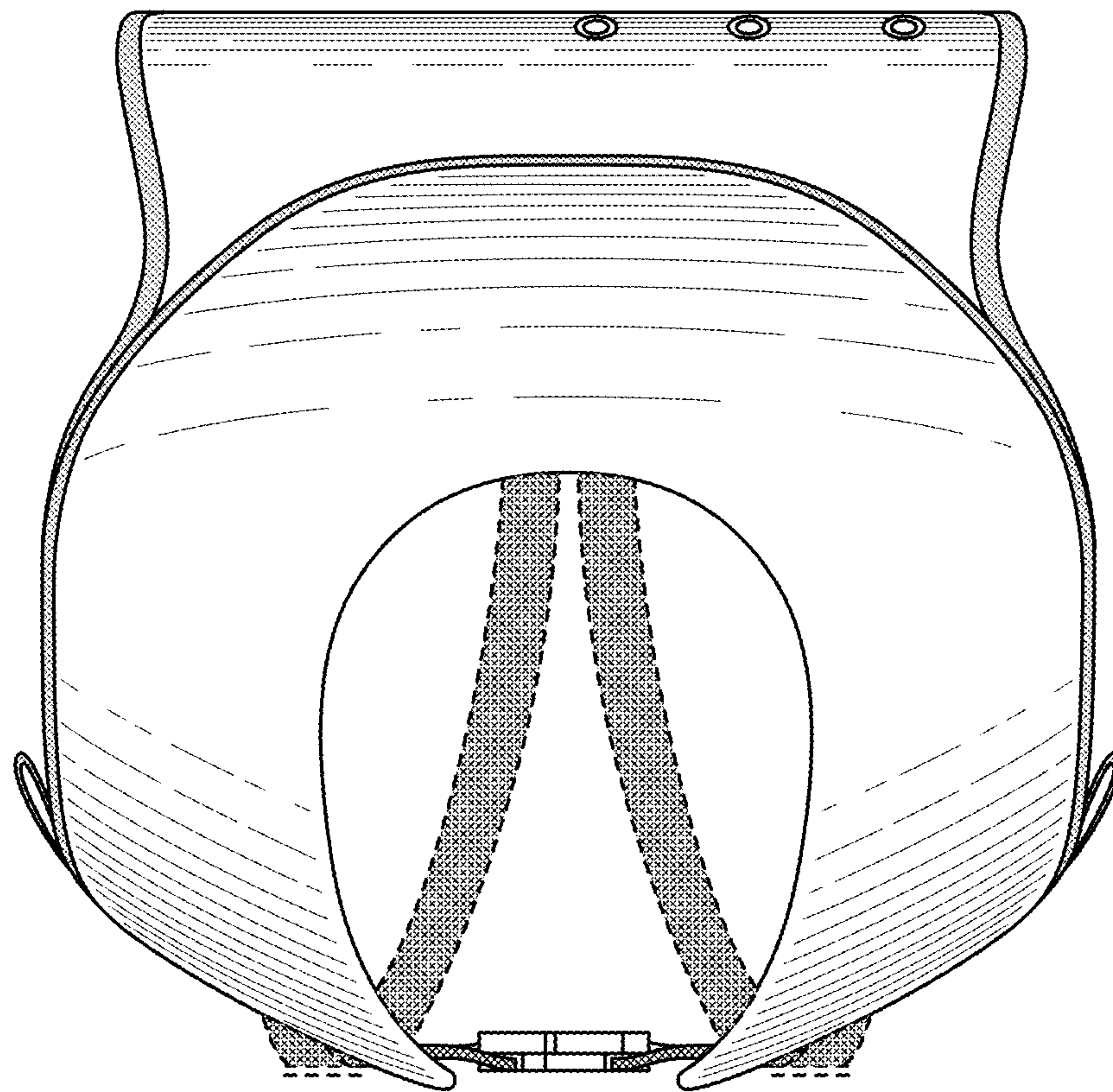


FIG. 6

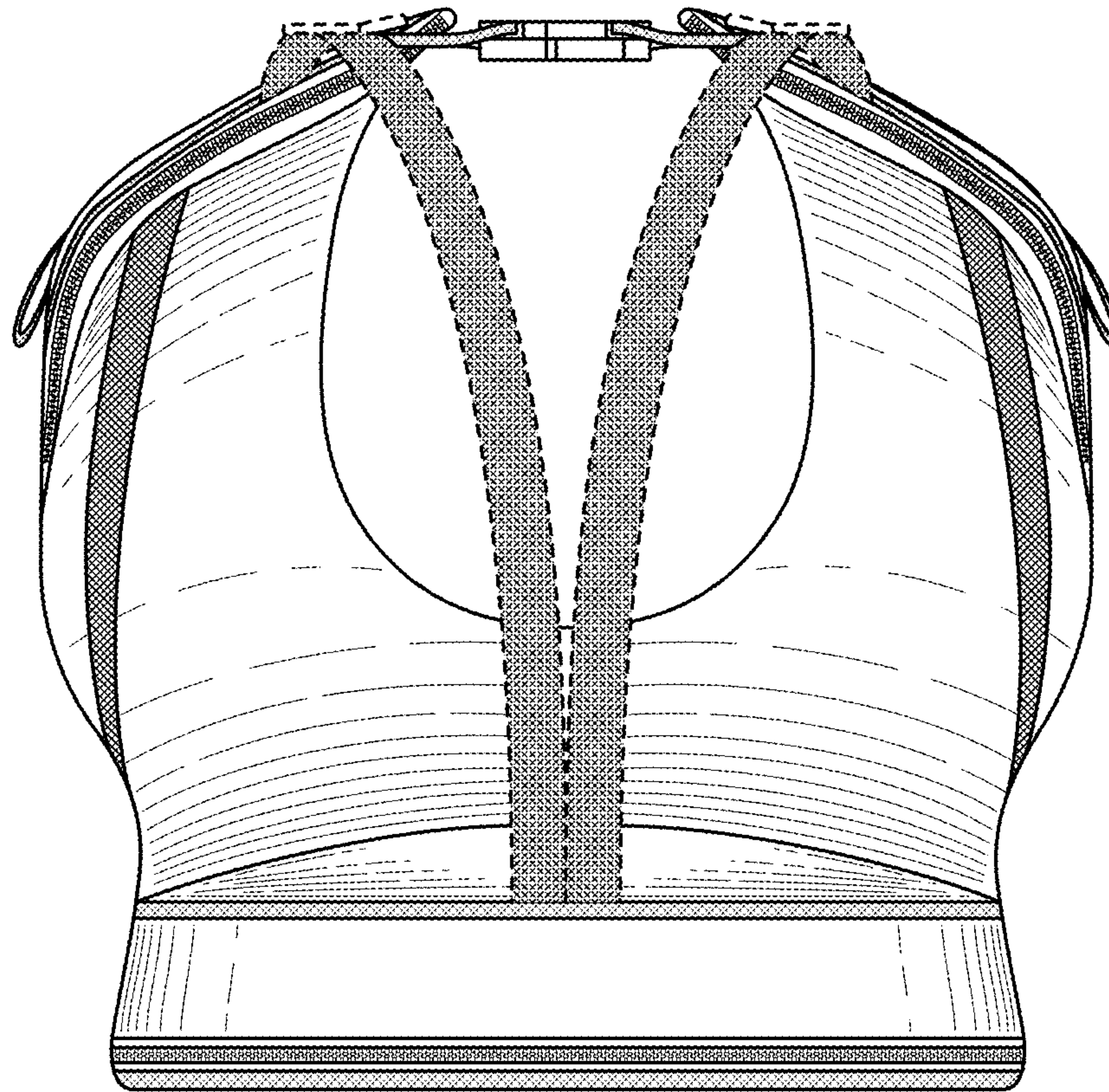


FIG. 7