



US00D812700S

(12) **United States Design Patent**
Silver

(10) **Patent No.:** **US D812,700 S**

(45) **Date of Patent:** **** Mar. 13, 2018**

- (54) **COVER FOR AN EXERCISE EQUIPMENT HANDLE**
- (71) Applicant: **Elizabeth Silver**, Philadelphia, PA (US)
- (72) Inventor: **Elizabeth Silver**, Philadelphia, PA (US)
- (**) Term: **15 Years**
- (21) Appl. No.: **29/587,364**
- (22) Filed: **Dec. 13, 2016**
- (51) **LOC (11) Cl.** **21-02**
- (52) **U.S. Cl.**
USPC **D21/694**
- (58) **Field of Classification Search**
USPC 220/592.2, 592.23, 592.26; 248/49, 51, 248/75, 94; 482/148, 23, 37, 44, 49, 81, 482/82, 92, 10, 79, 106; D13/117, 153, D13/154, 156, 157, 110; D19/81, 84, D19/175, 121; D21/662, 684, 694, 797, D21/672, 678-682, 685; D34/1; D6/535, D6/536; D7/387, 393, 395, 625; D8/300, 303, 307, 310, 314, 321, 322, D8/396, 107, 313; 29/450; 174/19, 93; D2/615; D29/119, 120.1; 2/20, 157, 2/164, 170; 16/421, 435; 607/111, 112; D4/138; D24/211, 212; 492/30
CPC A63B 23/03525; H01R 4/70; H01R 4/22; H02G 15/18
See application file for complete search history.

- 6,080,092 A * 6/2000 Cercone B08B 3/08 492/30
- D456,207 S * 4/2002 Zemel D7/395
- D456,667 S * 5/2002 Veltri D7/395
- D478,494 S * 8/2003 Arnold D8/107
- D501,882 S * 2/2005 Hamilton, Jr. D19/175
- D529,235 S * 9/2006 Zanner D29/119
- D542,493 S * 5/2007 Berti D8/107
- D543,829 S * 6/2007 Berti D8/107
- D554,465 S * 11/2007 Laurienzo D8/303
- D554,817 S * 11/2007 Talesfore D4/138
- D581,244 S * 11/2008 Berti D8/107
- D588,405 S * 3/2009 Libman D7/395
- D607,930 S * 1/2010 Liu D19/121
- D612,706 S * 3/2010 Libman D8/107
- D613,349 S * 4/2010 Metti D21/662
- D637,244 S * 5/2011 Davis D21/662
- D647,980 S * 11/2011 Davis D21/662
- D778,378 S * 2/2017 Schultz D21/694

(Continued)

Primary Examiner — Cynthia Ramirez
Assistant Examiner — Michael A Maharajh
(74) *Attorney, Agent, or Firm* — Stuart M. Goldstein

(57) **CLAIM**

The ornamental design for a cover for an exercise equipment handle, as shown and described.

DESCRIPTION


FIG. 1 is a top perspective view of the cover for an exercise equipment handle showing my new design; FIG. 2 is a bottom perspective view thereof; FIG. 3 is an elevation view thereof; FIG. 4 is a top plan view thereof; FIG. 5 is a bottom plan view thereof; and, FIG. 6 is a perspective view of the cover for an exercise equipment handle in the environment of use thereof. The broken lines showing the exercise equipment in FIG. 6 are included for the purpose of illustrating environment and form no part of the claimed design.

1 Claim, 5 Drawing Sheets

(56) **References Cited**

U.S. PATENT DOCUMENTS

- 4,378,007 A * 3/1983 Kachadourian A61H 15/00 D24/212
- 4,955,914 A * 9/1990 Caniglia A61J 17/02 D24/211
- D343,661 S * 1/1994 Hur D21/684
- 5,418,980 A * 5/1995 Kelly A41D 20/00 2/170



(56)

References Cited

U.S. PATENT DOCUMENTS

9,608,427 B2 * 3/2017 Fulponi H02G 15/043
2003/0100417 A1 * 5/2003 Westwood A63B 23/0211
482/142

* cited by examiner




FIG. 1




FIG. 2




FIG. 3

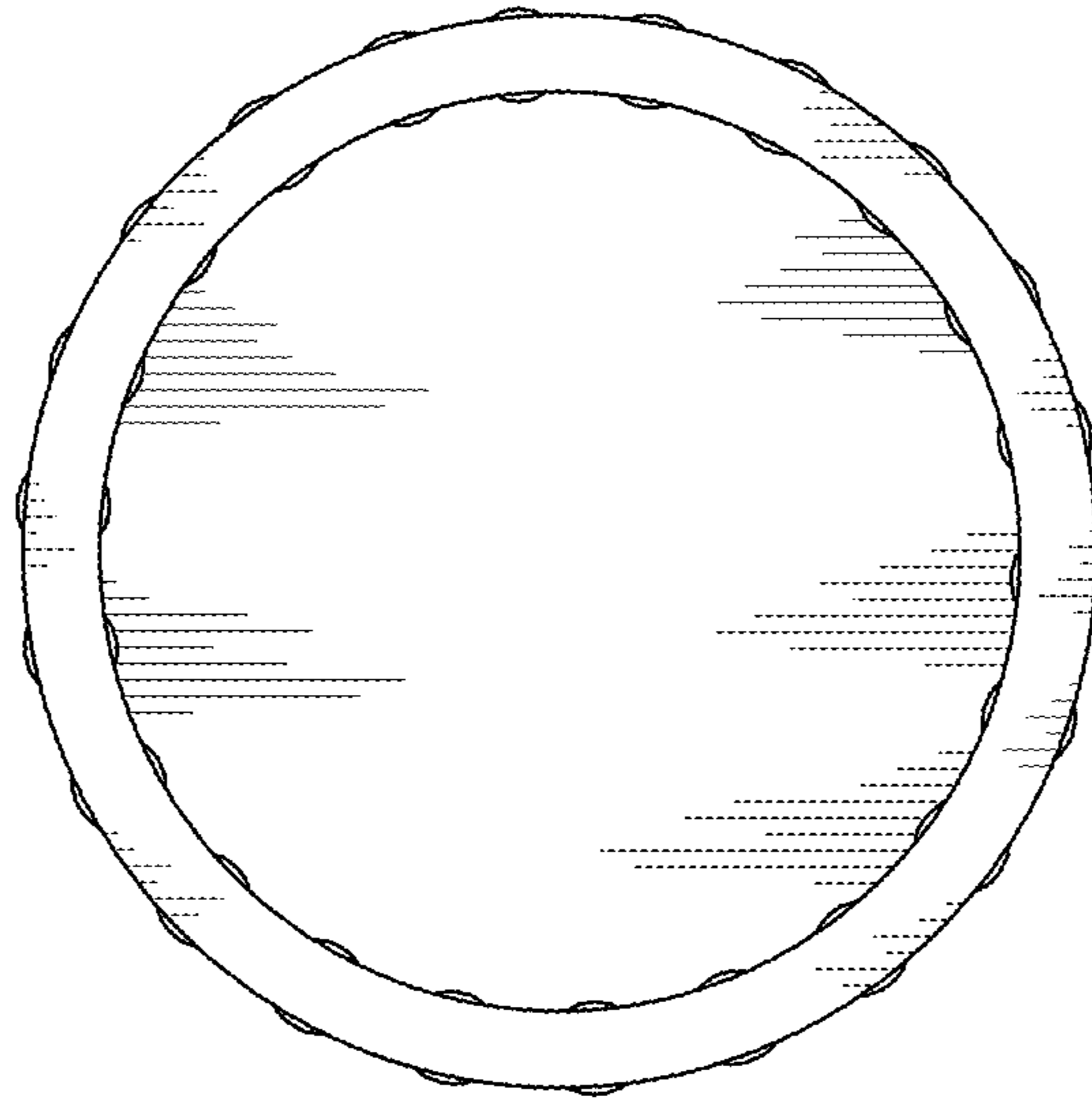


FIG. 4

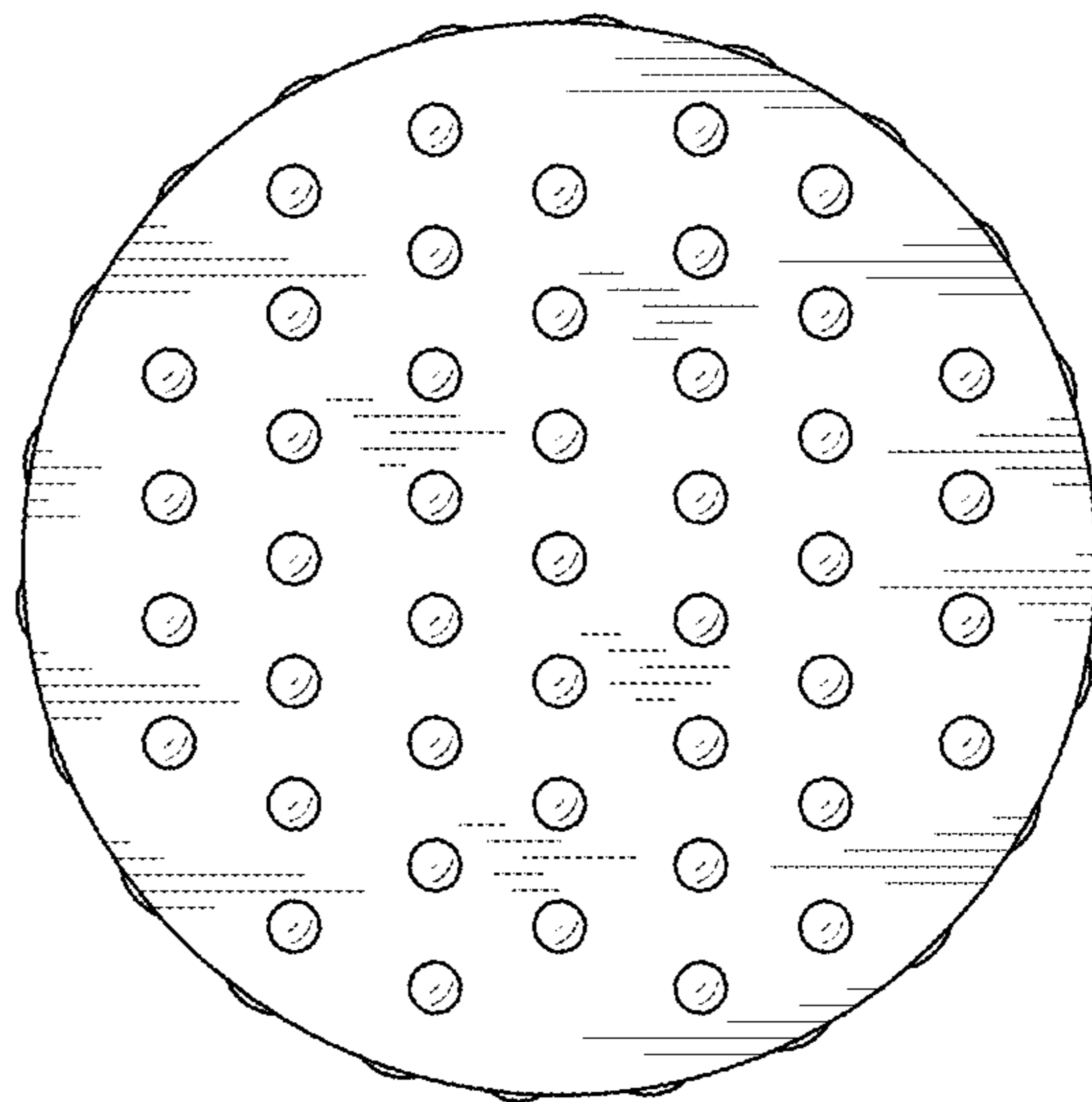


FIG. 5

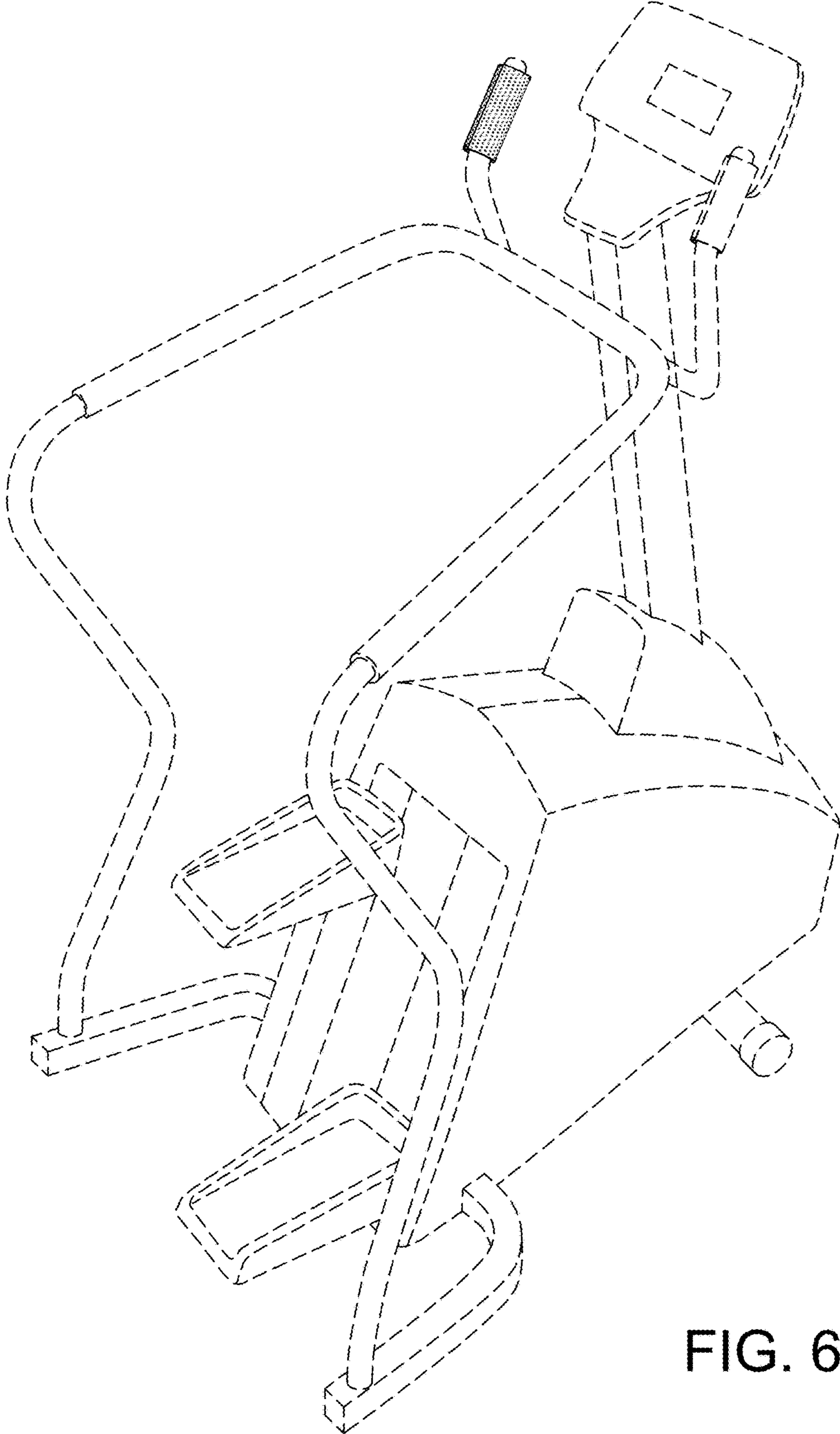


FIG. 6