



US00D812690S

(12) **United States Design Patent** (10) **Patent No.:** **US D812,690 S**
Hill (45) **Date of Patent:** **** Mar. 13, 2018**

(54) **PORTABLE DIGITAL DISPLAY UNIT**

(56) **References Cited**

(71) Applicant: **PositiveG Investments Pty Ltd ATF
The Positive G Trust, Aberfeldie, VIC
(AU)**

U.S. PATENT DOCUMENTS

(72) Inventor: **Peter Hill, Aberfeldie (AU)**

4,633,216 A	12/1986	Tsuyama	
4,636,769 A	1/1987	Tsuyama	
D320,815 S	* 10/1991	Frost	D20/10
D334,897 S	4/1993	Katz	
D336,313 S	* 6/1993	Reed	D20/10
D339,787 S	9/1993	Badiali	
D382,302 S	* 8/1997	Grinbaum	D20/10
D395,454 S	* 6/1998	Hayashi	D14/374
D405,040 S	2/1999	Badiali	
D411,498 S	* 6/1999	Pourias	D12/192
D424,538 S	* 5/2000	Hayashi	D14/126
D427,641 S	* 7/2000	Palmer	D16/225
D430,901 S	* 9/2000	Palmer	D20/10
D431,824 S	10/2000	Nagele et al.	
D437,575 S	2/2001	Tamashima et al.	

(73) Assignee: **PositiveG Investments Pty Ltd ATF
The PositiveG Tr, Aberfeldie (AU)**

(**) Term: **15 Years**

(21) Appl. No.: **29/575,088**

(22) Filed: **Aug. 22, 2016**

(30) **Foreign Application Priority Data**

Feb. 24, 2016 (AU) 367560

(51) **LOC (11) Cl.** **20-03**

(52) **U.S. Cl.**
USPC **D20/12; D20/20**

(58) **Field of Classification Search**
USPC D20/10, 20, 27, 28, 39, 40, 41, 99, 12;
D21/477; D10/46, 49, 50, 98, 103, 102,
D10/122-127; D12/192; D14/126, 131,
D14/157, 443, 210, 224.1, 258, 315;
D15/110, 114, 415

CPC G09F 1/00; G09F 1/02; G09F 2003/023;
G09F 2003/0261; G09F 2003/0264; G09F
7/00; G09F 3/206; G09F 13/00; G09F
2007/1807; G09F 13/04; G09F
2013/0427; G09F 2013/0495; G09F
21/00; G09F 21/04; G09F 2021/041;
G09F 9/3023; G09D 3/00; B60R 21/045;
B60R 21/205; B60R 11/02; B60R 7/04;
B60R 7/08; B60K 35/00; B60H 3/06

See application file for complete search history.

(Continued)

Primary Examiner — Mary Ann Calabrese

Assistant Examiner — Sloan Rozin

(74) *Attorney, Agent, or Firm* — Walter | Haverfield LLP;
James J. Pingor

(57) **CLAIM**

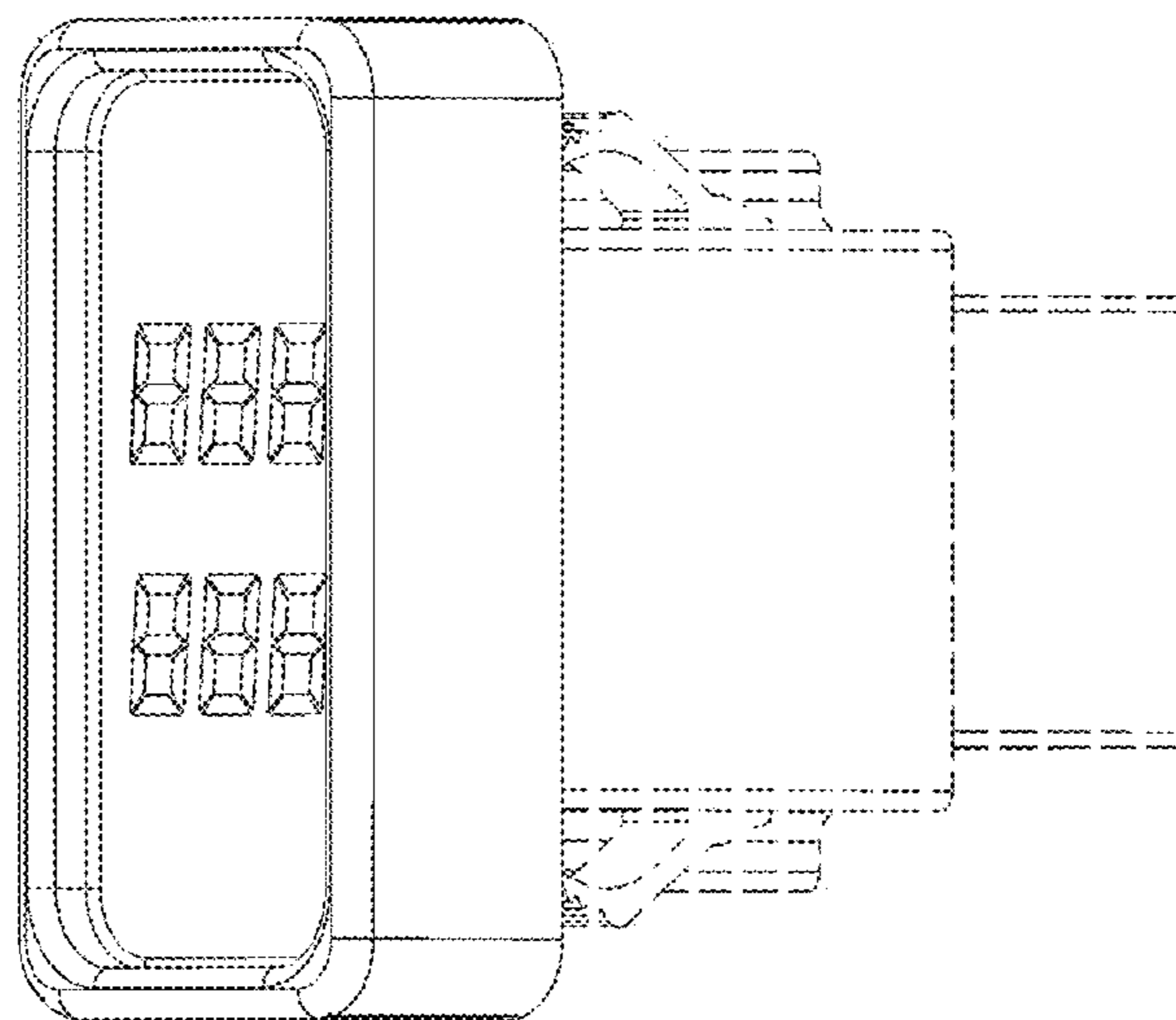
The ornamental design for a portable digital display unit, as shown and described.

DESCRIPTION

FIG. 1 is a front right perspective view of a portable digital display unit;
FIG. 2 is a front left perspective view thereof;
FIG. 3 is a rear right perspective view thereof;
FIG. 4 is a rear left perspective view thereof;
FIG. 5 is a front view thereof;
FIG. 6 is a left side view thereof;
FIG. 7 is a right side view thereof;
FIG. 8 is a top view thereof; and,
FIG. 9 is a bottom view thereof.

The broken line showing of a rear portion of the portable digital display unit is for the purpose of illustrating environment and forms no part of the claimed design.

1 Claim, 9 Drawing Sheets



(56)

References Cited

U.S. PATENT DOCUMENTS

D438,909	S	*	3/2001	Najmi	D20/28
D440,927	S		4/2001	Pfeiffer		
D449,345	S	*	10/2001	Lung	D20/21
D469,107	S		1/2003	Miller et al.		
D473,174	S		4/2003	Pfeiffer et al.		
D490,435	S		5/2004	Chen et al.		
D490,727	S	*	6/2004	Kido	D10/125
D493,197	S	*	7/2004	Tagawa	D20/27
D497,392	S	*	10/2004	Benoit	D20/10
D498,492	S	*	11/2004	Miyauchi	D18/50
D503,745	S	*	4/2005	Yasuoka	D20/10
6,899,273	B2	*	5/2005	Hussey	G06K 7/10851 235/462.43
D506,510	S	*	6/2005	Yasuoka	D20/10
D553,095	S	*	10/2007	Lemke	D13/162
D572,764	S	*	7/2008	Phan	D20/10
D574,437	S	*	8/2008	Green	D20/10
D597,037	S		7/2009	Lampropoulos et al.		
D616,772	S		6/2010	Guo		
D628,526	S	*	12/2010	Stephenson	D12/192
D635,497	S	*	4/2011	Chambers	D12/192
D690,614	S	*	10/2013	Mascadri	D10/125
D701,269	S	*	3/2014	Nadeem	D20/10
D743,929	S	*	11/2015	Suntharalingam	D14/159
D744,595	S	*	12/2015	Chapman	D20/39
D757,180	S	*	5/2016	Indio da Costa	D20/41
D762,495	S	*	8/2016	Tanaka	D10/50
D762,496	S	*	8/2016	Tanaka	D10/50
D762,497	S	*	8/2016	Tanaka	D10/50
2007/0268155	A1		11/2007	Holmes et al.		
2017/0129422	A1	*	5/2017	Glodt	B60R 13/105

* cited by examiner

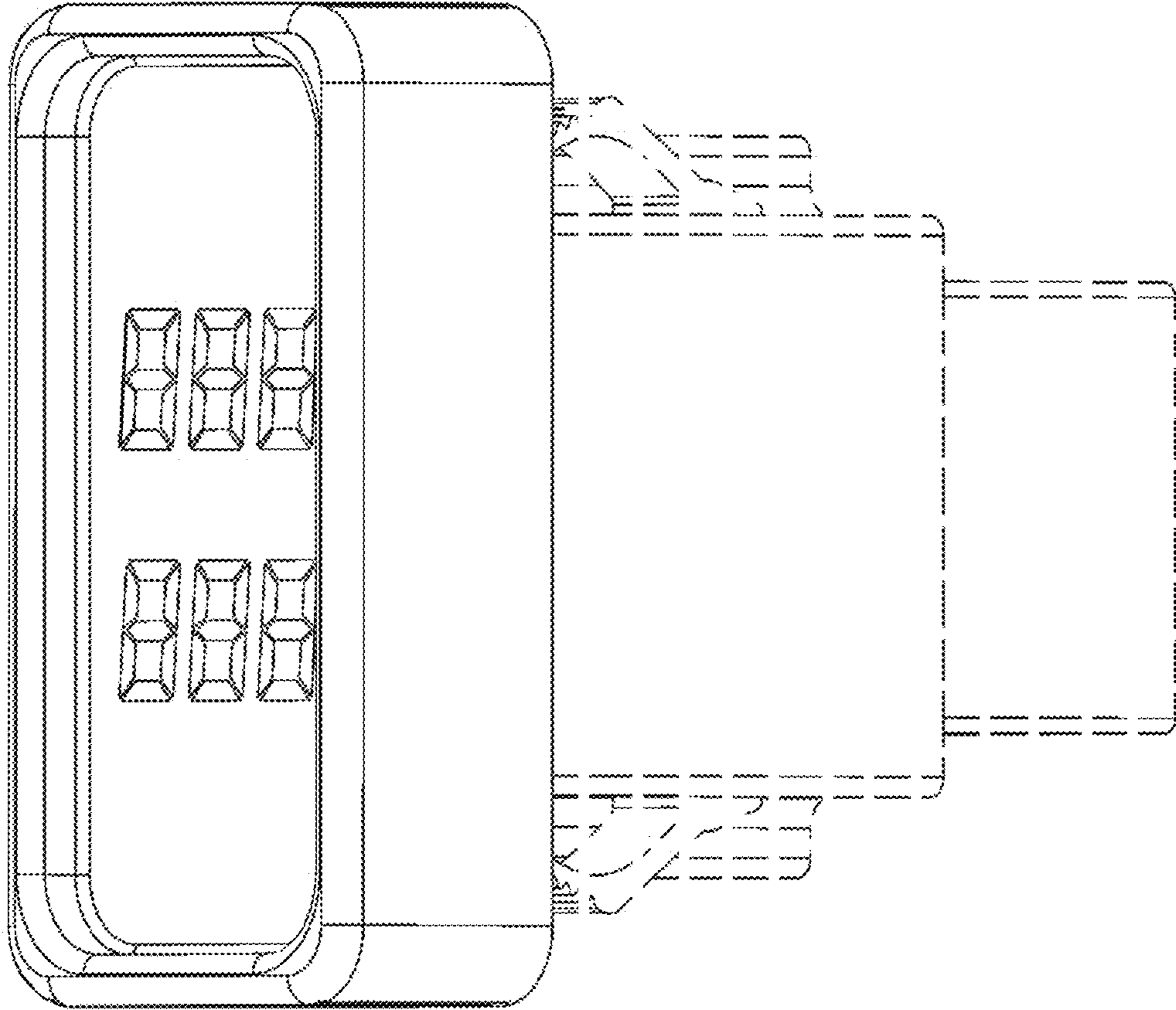


FIG. 1

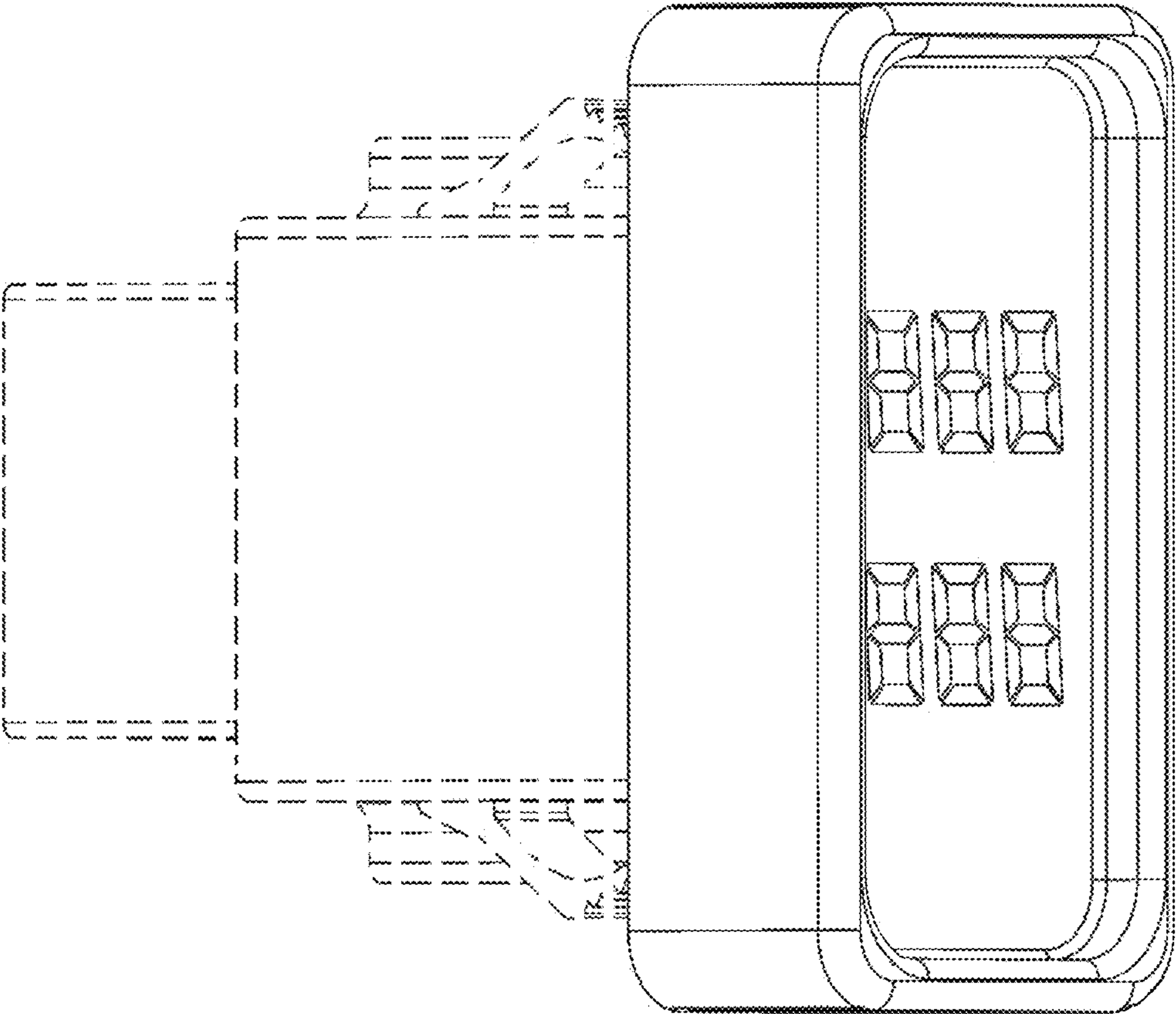


FIG. 2

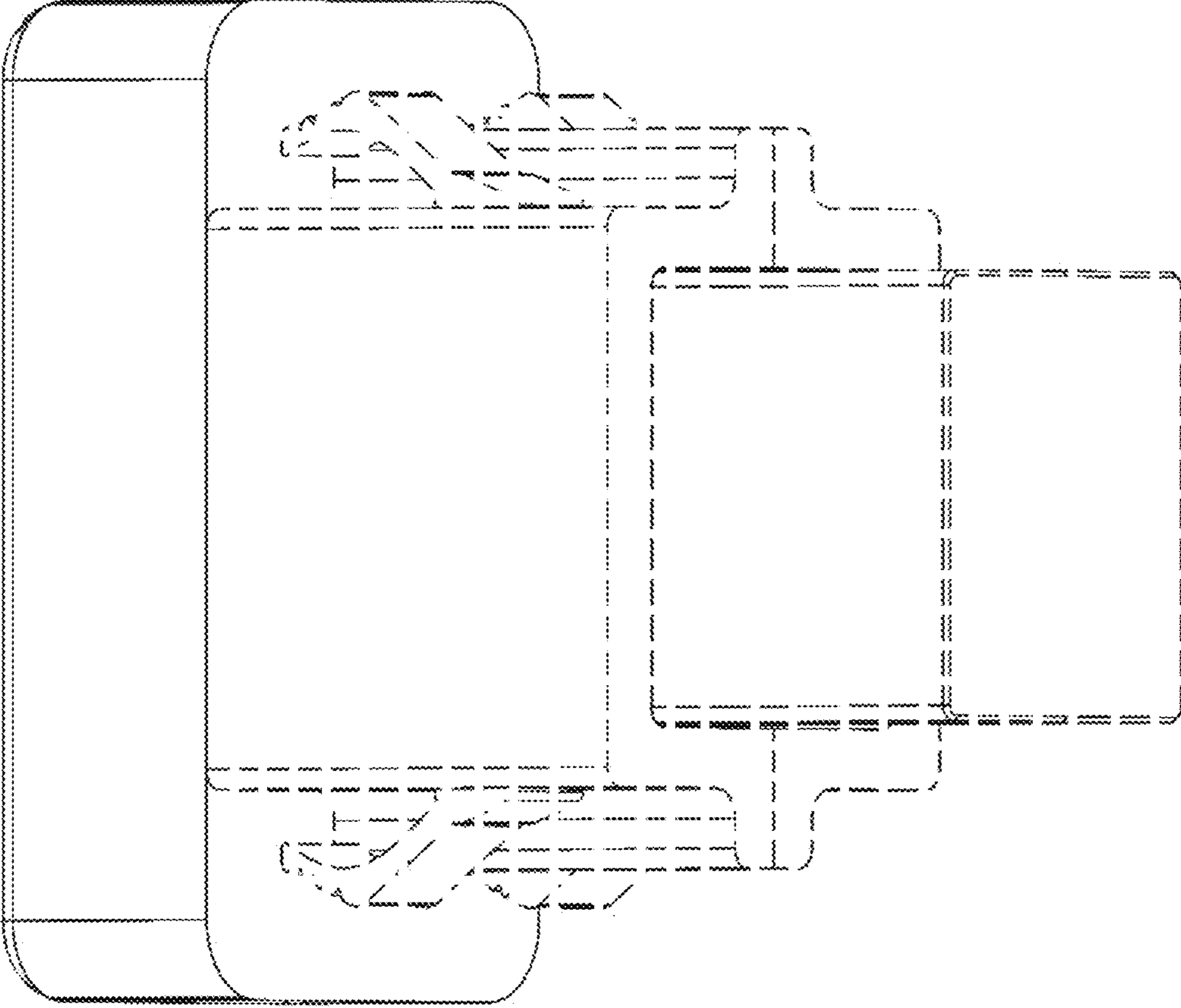


FIG. 3

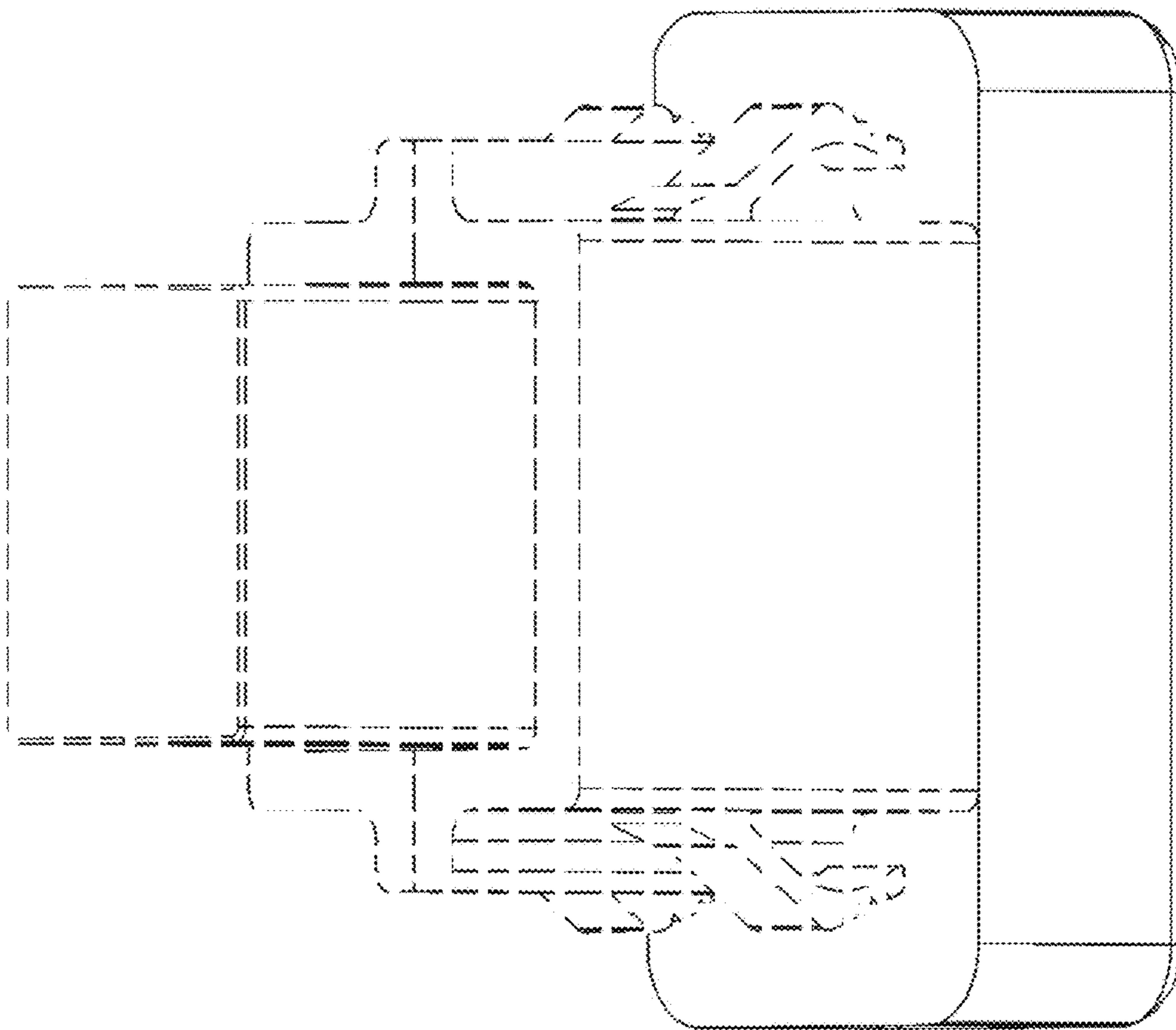


FIG. 4




FIG. 5

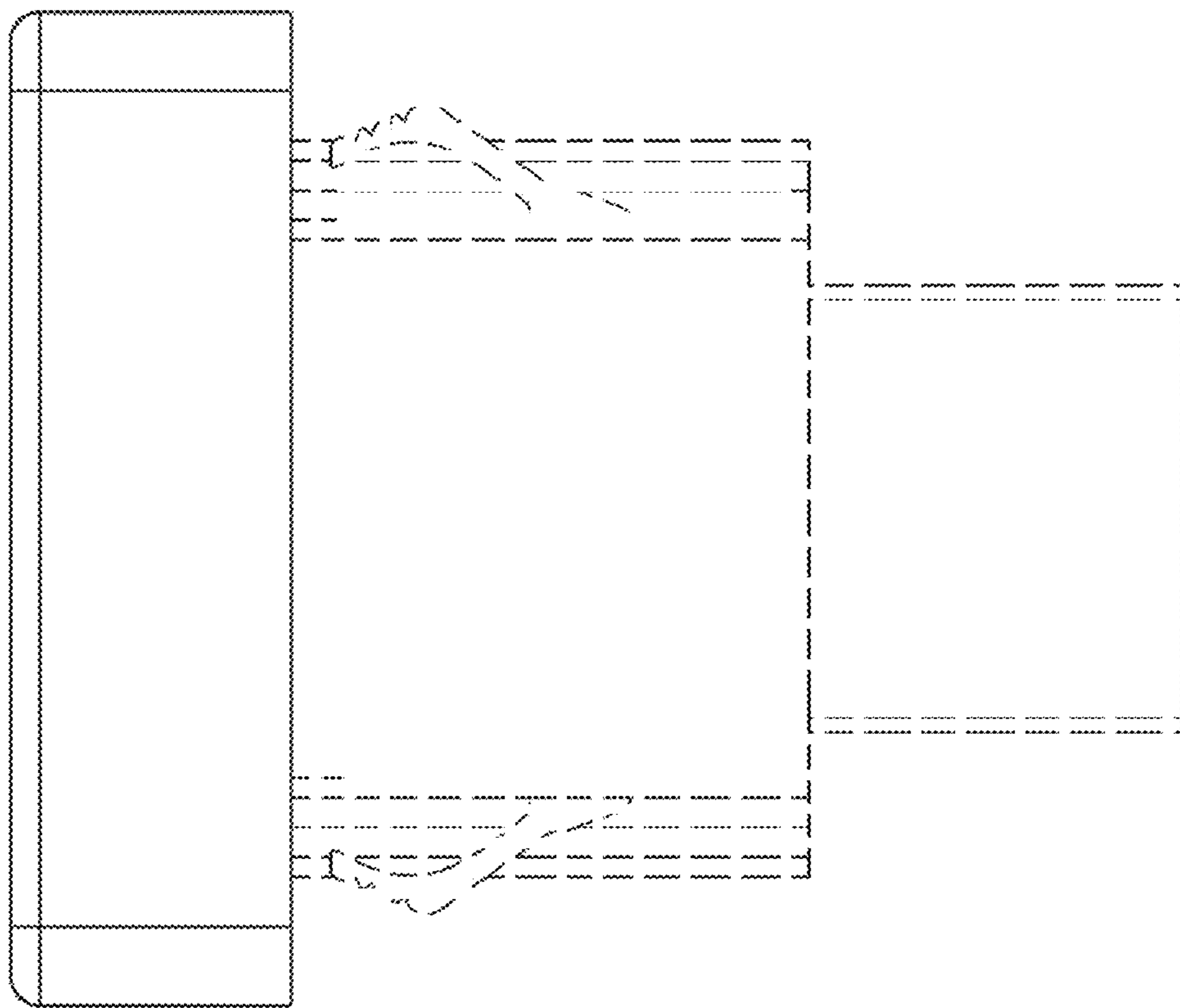


FIG. 6

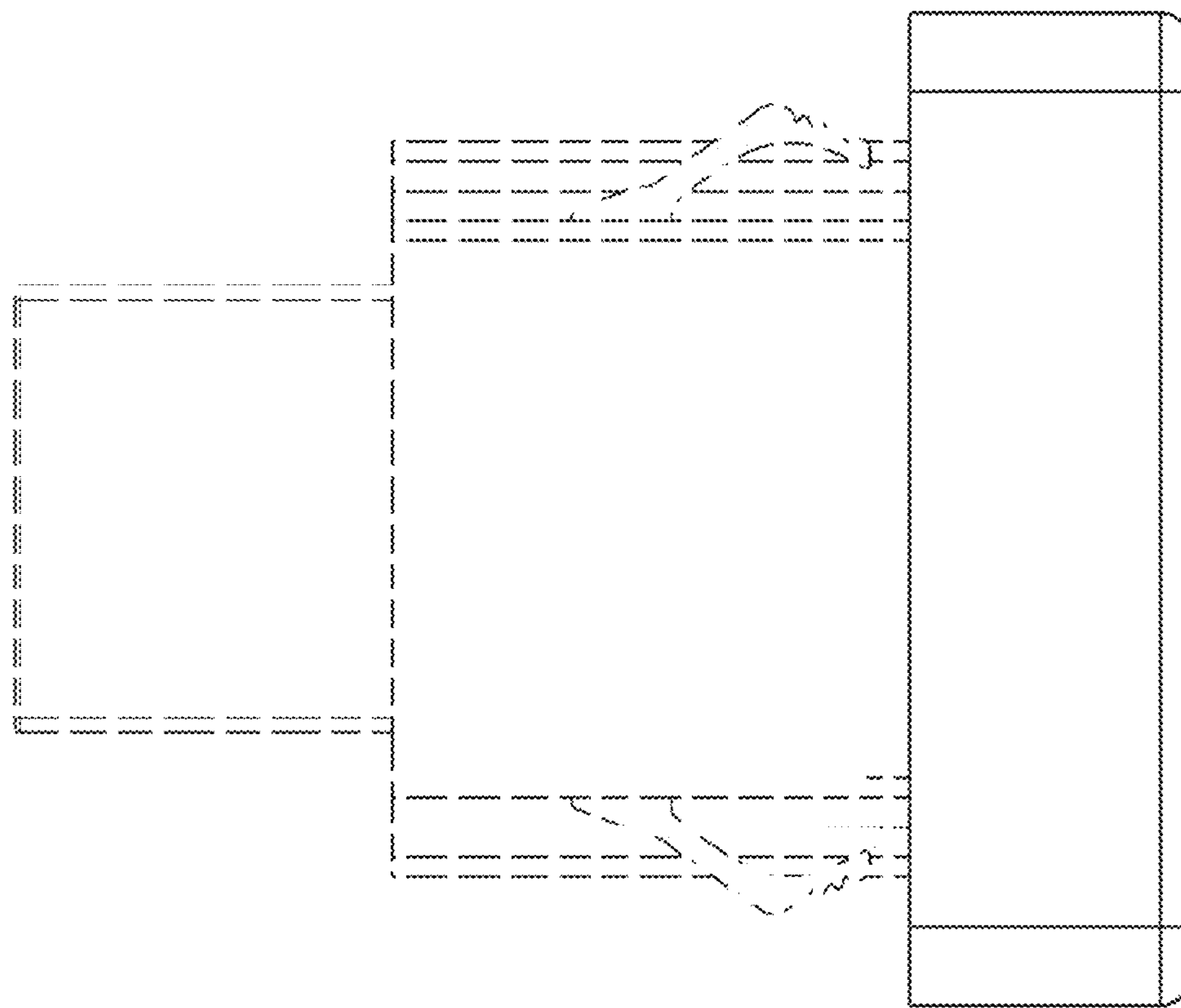


FIG. 7

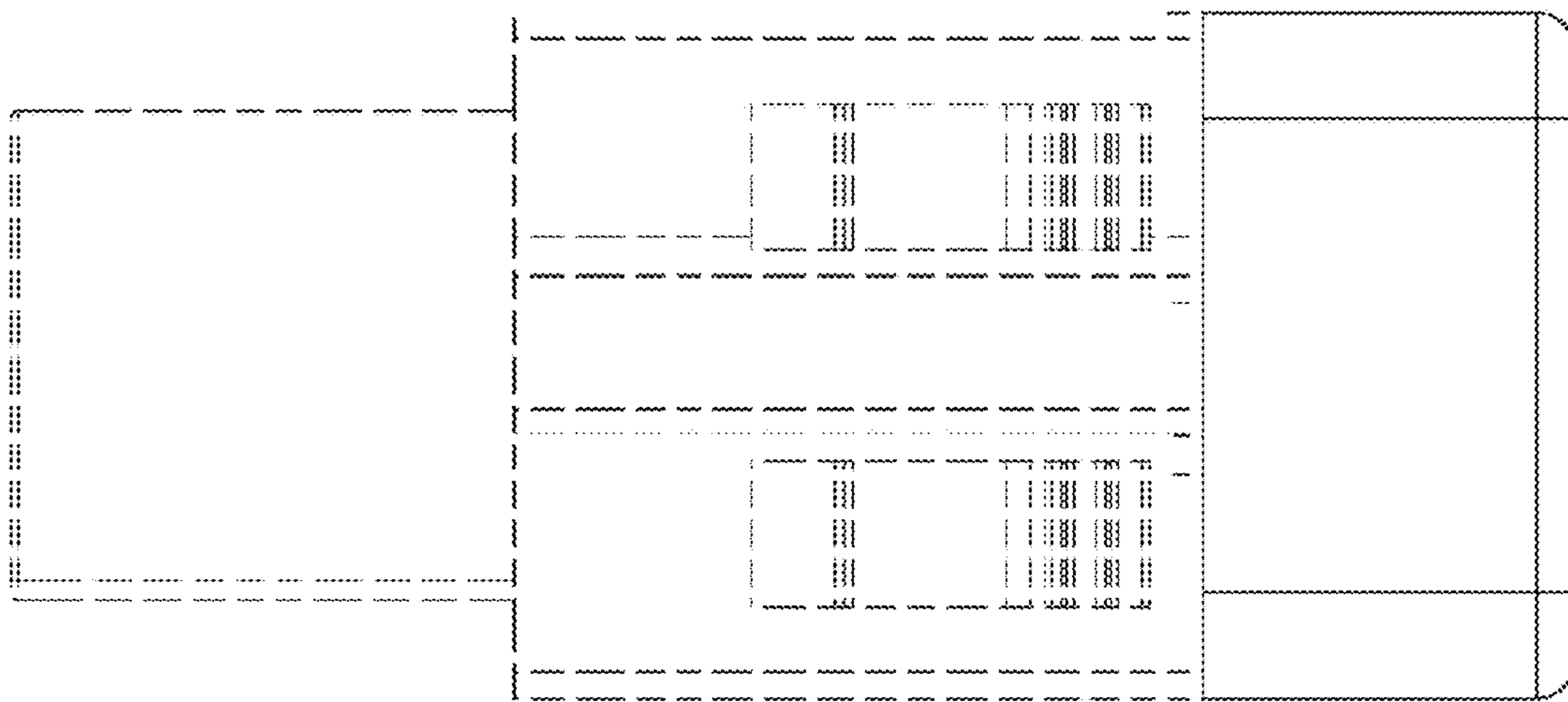


FIG. 8




FIG. 9