



US00D812684S

(12) **United States Design Patent** (10) **Patent No.:** **US D812,684 S**
Tashima et al. (45) **Date of Patent:** **** Mar. 13, 2018**

(54) **PRINTER**

(71) Applicant: **BROTHER INDUSTRIES, LTD.**,
Nagoya-shi, Aichi-ken (JP)

(72) Inventors: **Kazuhisa Tashima**, Nagoya (JP);
Keiichiro Egami, Kuwana (JP)

(73) Assignee: **BROTHER INDUSTRIES, LTD.**,
Nagoya (JP)

(**) Term: **15 Years**

(21) Appl. No.: **29/580,930**

(22) Filed: **Oct. 14, 2016**

(30) **Foreign Application Priority Data**

Apr. 14, 2016 (JP) 2016-8259

(51) **LOC (11) Cl.** **18-02**

(52) **U.S. Cl.**
USPC **D18/50**; D18/55

(58) **Field of Classification Search**
USPC D18/50, 55, 36-37, 39; D14/520-525;
347/3

CPC G06K 15/12; G06K 15/14; B41J 15/12;
B41J 15/042; B41J 11/58

See application file for complete search history.

(56) **References Cited**

U.S. PATENT DOCUMENTS

D423,040 S *	4/2000	Ohta	D18/36
D494,211 S *	8/2004	Yoshida	D18/39
D523,068 S *	6/2006	Hoshiya	D18/36
D544,532 S *	6/2007	Matsumoto	D18/49
D548,776 S *	8/2007	Egami	D18/50
D550,279 S *	9/2007	Tani	D18/50
D552,168 S *	10/2007	Egami	D18/50
D555,194 S *	11/2007	Smith	D18/55
D561,251 S *	2/2008	Tjin Wong Joe	D18/55

D567,848 S *	4/2008	Kawamura	D18/39
D581,976 S *	12/2008	Park	D18/55
D584,349 S *	1/2009	Tani	D18/55
D584,766 S *	1/2009	Tani	D18/55
D586,385 S *	2/2009	Kim	D18/55
D616,927 S *	6/2010	Suzuki	D18/55
D639,851 S *	6/2011	Penke	D18/55
D641,778 S *	7/2011	Lee	D14/421
D662,974 S *	7/2012	Suzuki	D18/55
D667,488 S *	9/2012	Inoue	D18/55
D674,435 S *	1/2013	Inoue	D18/55
D686,277 S *	7/2013	Gilbert	D18/55
D688,742 S *	8/2013	Kim	D18/55
D697,967 S *	1/2014	Fukasawa	D18/55
D702,285 S *	4/2014	Gilbert	D18/39

(Continued)

OTHER PUBLICATIONS

Design U.S. Appl. No. 29/464,359, filed Aug. 15, 2013.
(Continued)

Primary Examiner — Robin V Webster
Assistant Examiner — James C Thorn, Sr.
(74) *Attorney, Agent, or Firm* — Oliff PLC

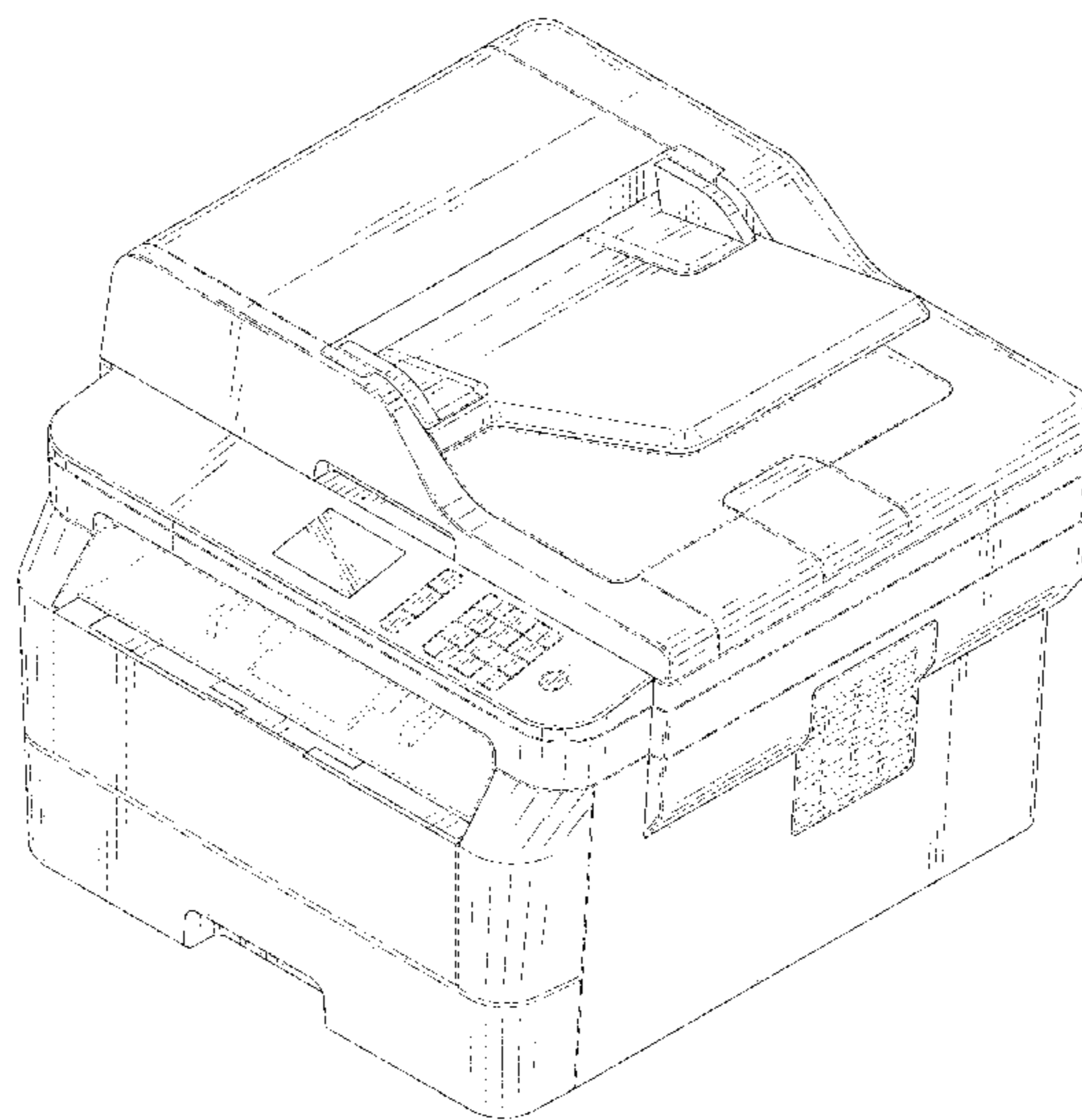
(57) **CLAIM**

The ornamental design for a printer, as shown and described.

DESCRIPTION

FIG. 1 is a perspective view of a printer;
FIG. 2 is a front view thereof;
FIG. 3 is a top view thereof;
FIG. 4 is a right-side view thereof;
FIG. 5 is a left-side view thereof;
FIG. 6 is a rear view thereof; and,
FIG. 7 is a bottom view thereof.
The broken lines shown in the drawings are included for the purpose of illustrating environmental structure and form no part of the claimed design.

1 Claim, 7 Drawing Sheets



(56)

References Cited

U.S. PATENT DOCUMENTS

D724,142 S * 3/2015 Kim D18/55
D726,251 S * 4/2015 Kim D18/55
D727,410 S * 4/2015 Saito D18/36
D727,417 S * 4/2015 Huang D18/55
D749,168 S * 2/2016 Nakagawa D18/50
D752,135 S * 3/2016 Uchikawa D18/39
D755,284 S * 5/2016 Terenzio D18/50
D758,486 S * 6/2016 Nakagawa D18/55
D765,080 S * 8/2016 Su D14/421
D769,965 S * 10/2016 Clark, III D18/55
D780,840 S * 3/2017 Kim D18/55
D782,568 S * 3/2017 Nishimura D18/55
D800,123 S * 10/2017 Tashima D14/421
D800,214 S * 10/2017 Sato D18/50
D800,216 S * 10/2017 Sato D18/55
2017/0217699 A1* 8/2017 Washino B65H 1/30
2017/0217702 A1* 8/2017 Ozeki B65H 1/04

OTHER PUBLICATIONS

Design U.S. Appl. No. 29/571,099, filed Jul. 14, 2016.
Design U.S. Appl. No. 29/464,262, filed Aug. 14, 2013.
Design U.S. Appl. No. 29/571,130, filed Jul. 14, 2016.
Design U.S. Appl. No. 29/577,299, filed Sep. 12, 2016.

* cited by examiner

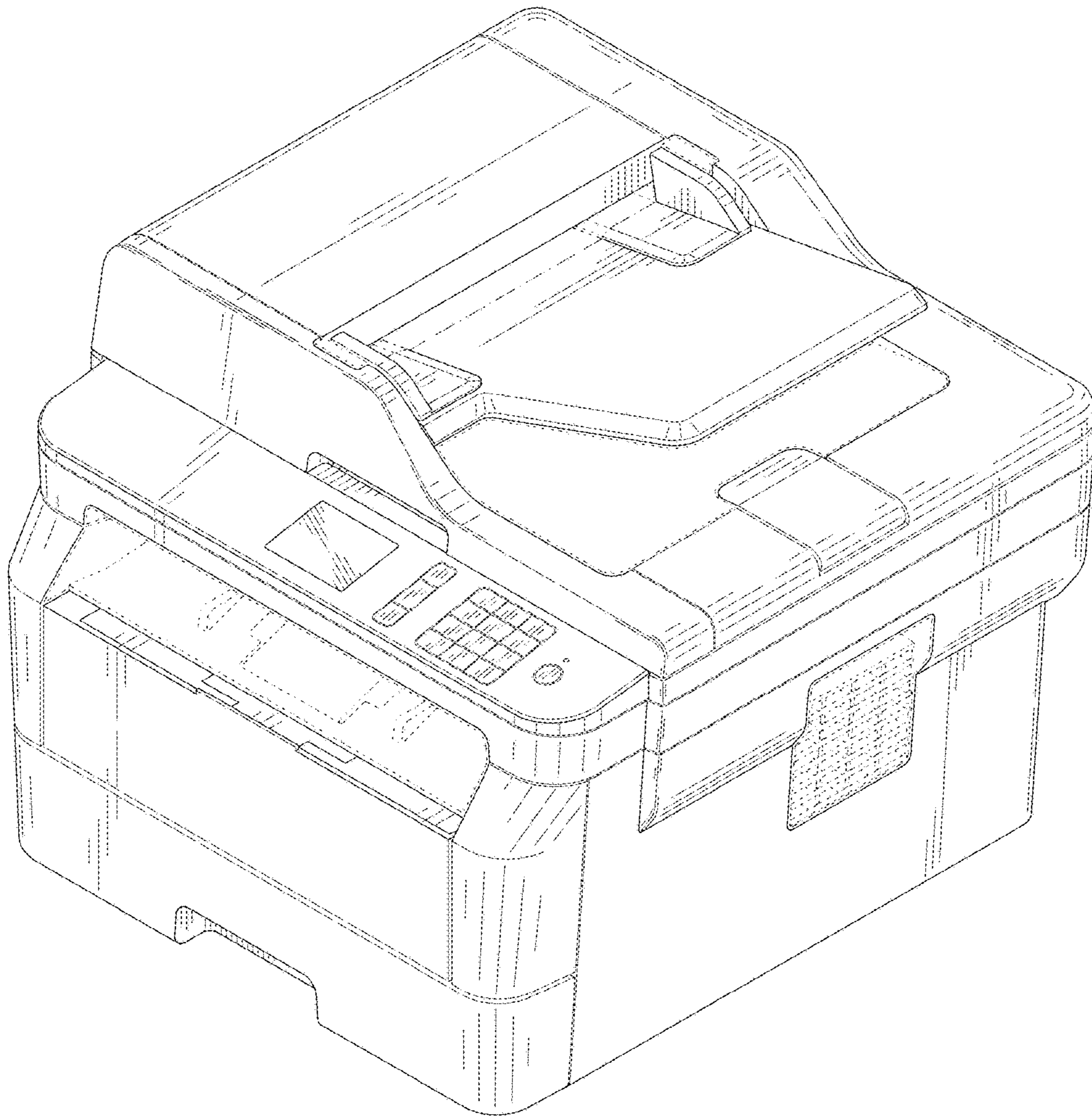


FIG. 1

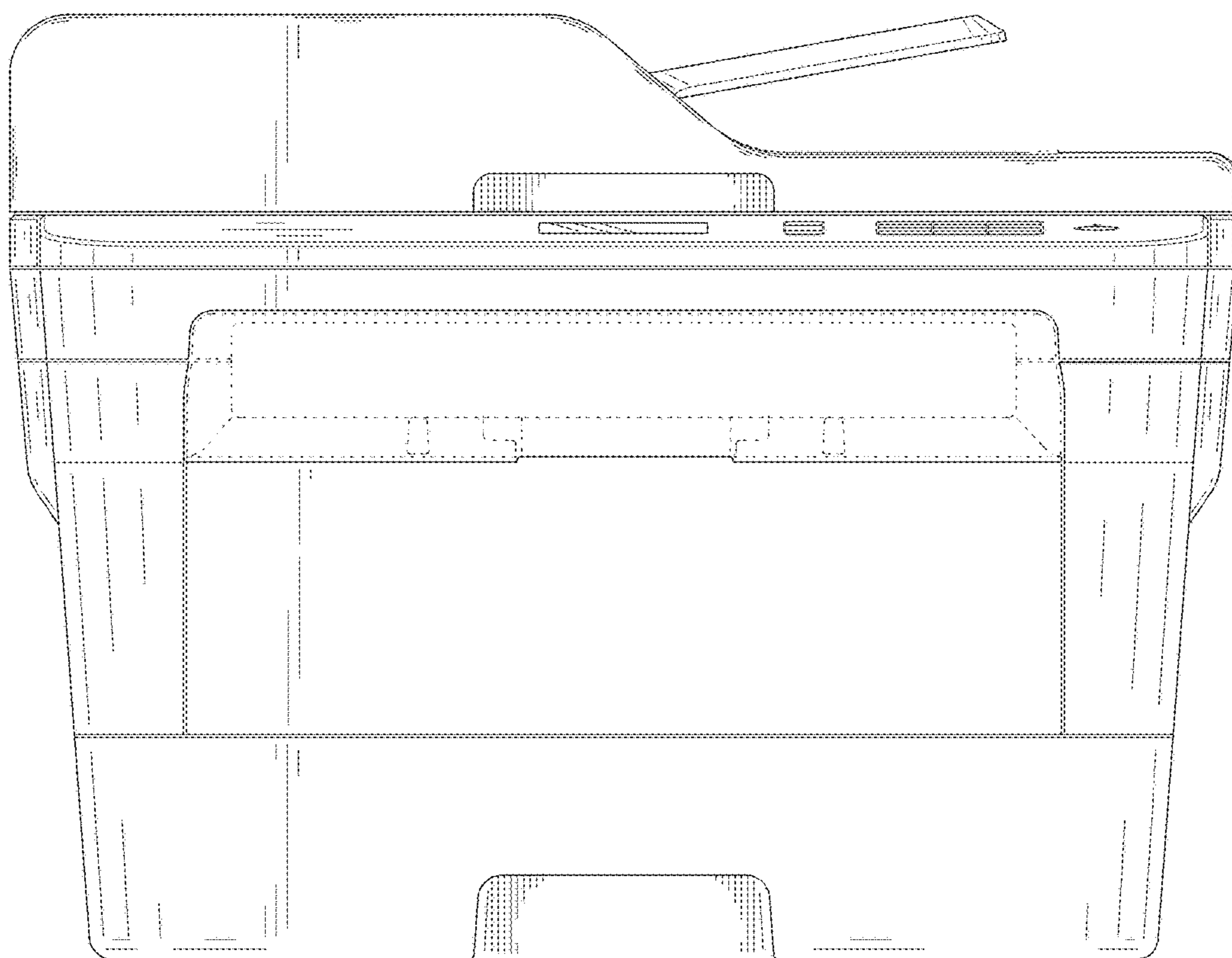


FIG. 2

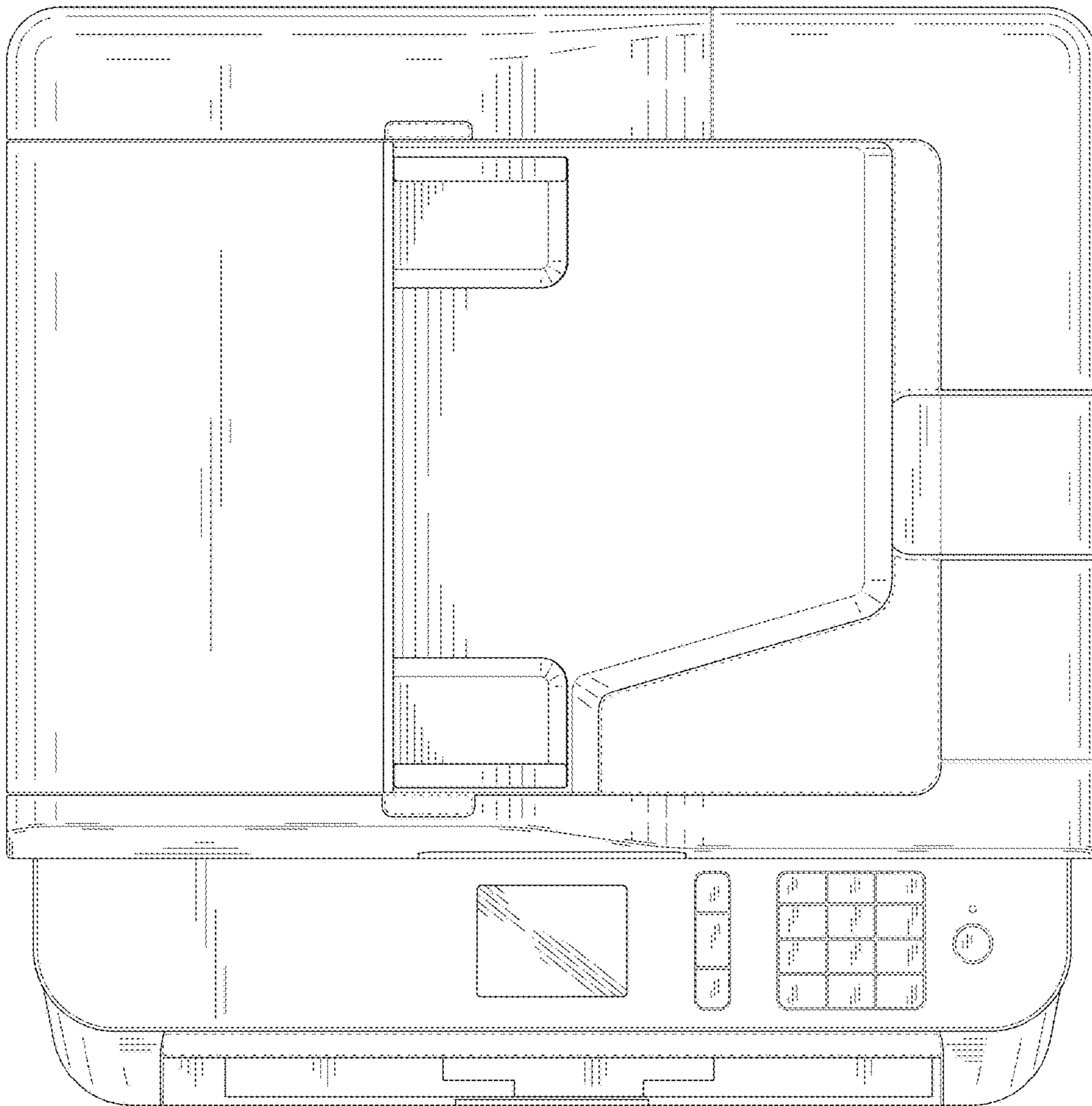


FIG. 3

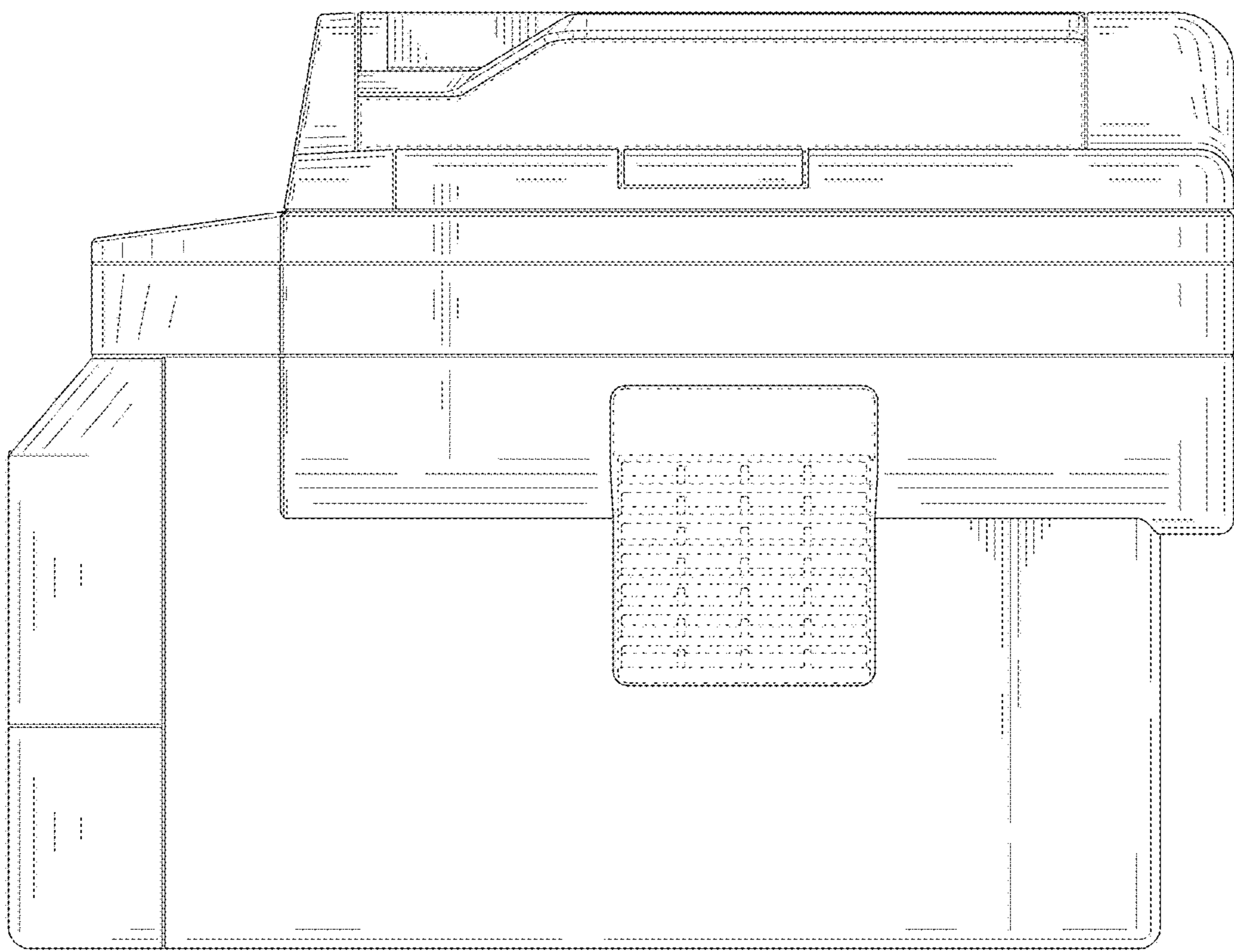


FIG. 4

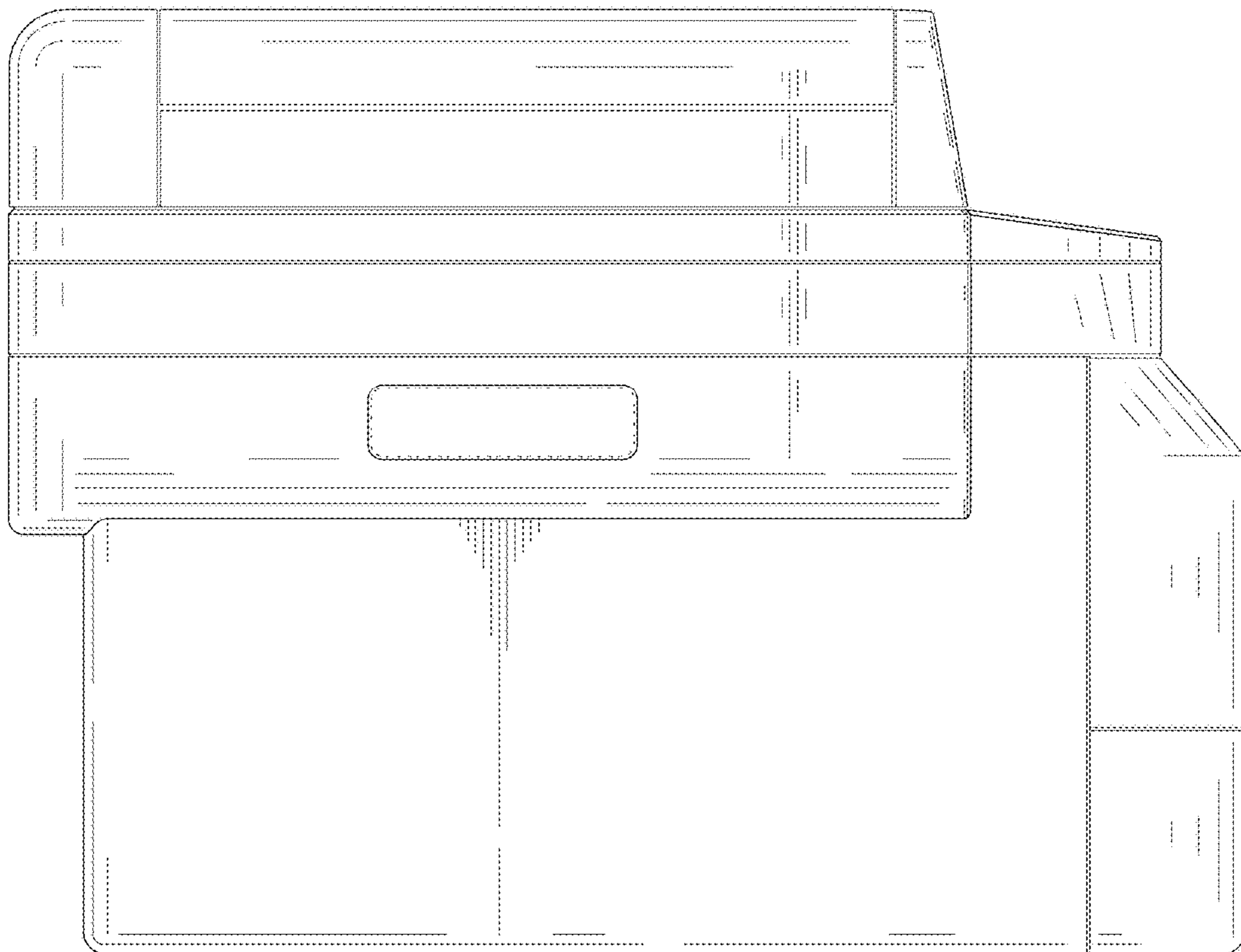


FIG. 5

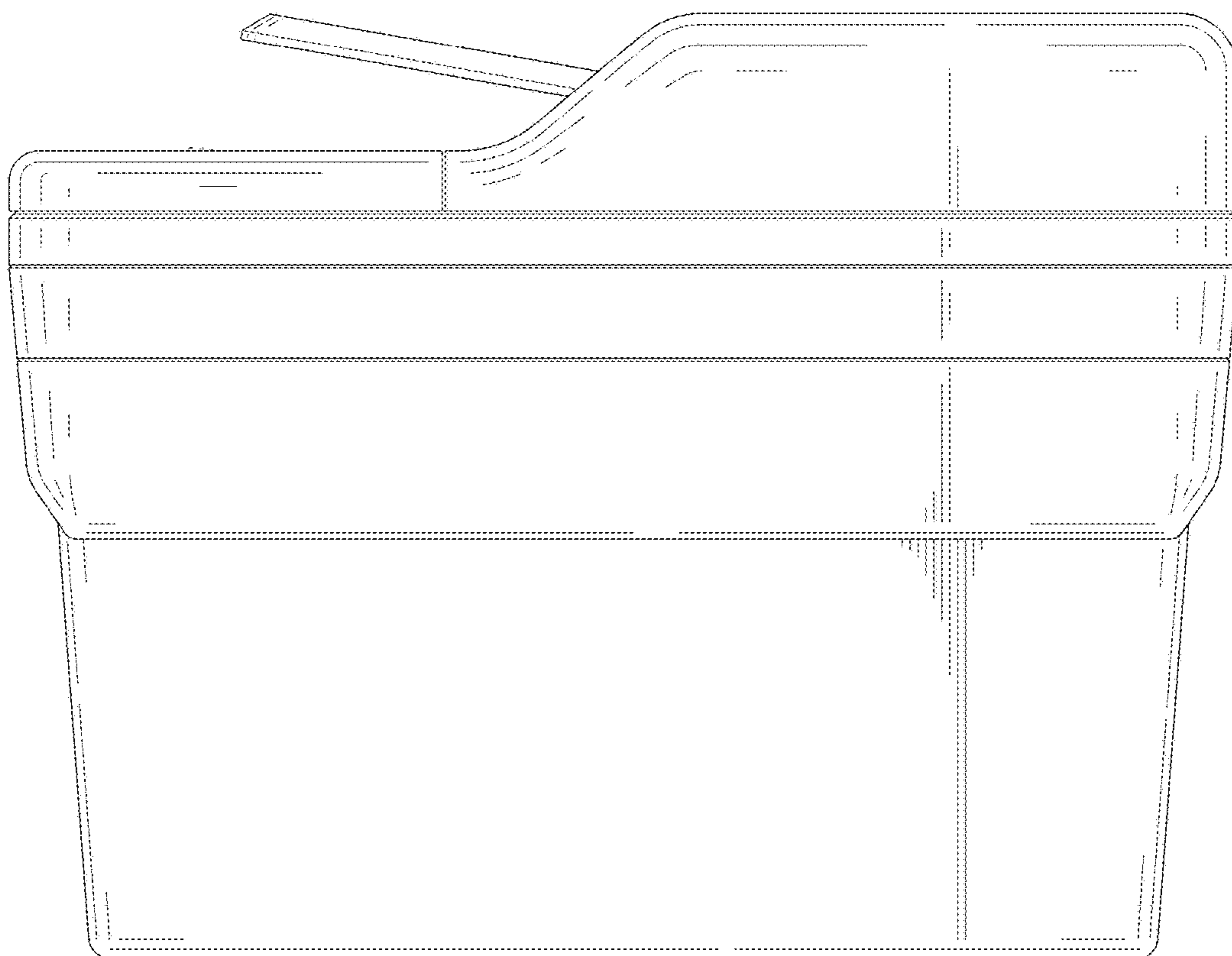


FIG. 6

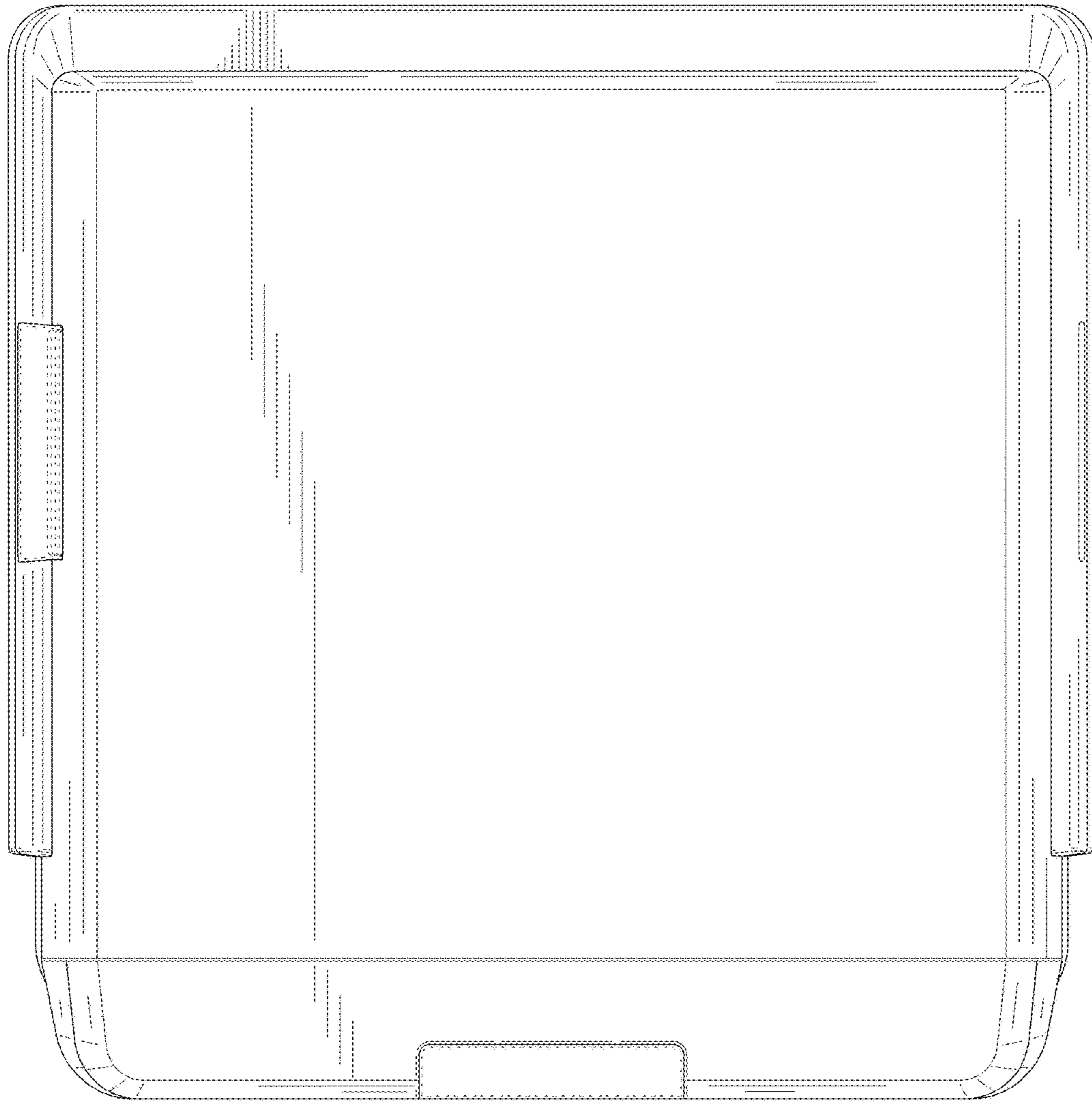


FIG. 7