



US00D812628S

(12) **United States Design Patent** (10) **Patent No.:** **US D812,628 S**  
**Okado et al.** (45) **Date of Patent:** **\*\* Mar. 13, 2018**

(54) **DISPLAY PANEL FOR A MACHINE TOOL WITH GRAPHICAL USER INTERFACE**

(71) Applicants: **JTEKT CORPORATION**, Osaka-shi (JP); **TOYOTA JIDOSHA KABUSHIKI KAISHA**, Toyota-shi (JP)

(72) Inventors: **Yosuke Okado**, Handa (JP); **Hiroyuki Takahara**, Chiryu (JP); **Tatsuya Kimura**, Nagoya (JP)

(73) Assignees: **JTEKT CORPORATION**, Osaka-shi (JP); **TOYOTA JIDOSHA KABUSHIKI KAISHA**, Toyota-shi (JP)

(\*\*) Term: **15 Years**

(21) Appl. No.: **29/538,482**

(22) Filed: **Sep. 3, 2015**

(30) **Foreign Application Priority Data**

Mar. 3, 2015 (JP) ..... 2015-004652  
 Mar. 3, 2015 (JP) ..... 2015-004653  
 Mar. 3, 2015 (JP) ..... 2015-004654

(51) **LOC (11) Cl.** ..... **14-04**

(52) **U.S. Cl.**  
USPC ..... **D14/486**

(58) **Field of Classification Search**  
 USPC .... D14/485–495; 345/1.1, 1.2, 2.1–2.3, 3.1, 345/902; 715/763, 810, 836, 837, 846, 715/847, 977  
 CPC .... G06F 3/048; G06F 3/0481; G06F 3/04812; G06F 3/04817; G06F 3/0482; G06F 3/0483; G06F 3/0484; G06F 3/04847; G06F

(Continued)

(56) **References Cited**

U.S. PATENT DOCUMENTS

D420,995 S \* 2/2000 Imamura ..... D14/486  
 D437,858 S \* 2/2001 Yasui ..... D14/486

(Continued)

*Primary Examiner* — Karen E Kearney

*Assistant Examiner* — Christian P. McLean

(74) *Attorney, Agent, or Firm* — Oblon, McClelland, Maier & Neustadt, L.L.P.

(57) **CLAIM**

The ornamental design for an display panel for a machine tool with graphical user interface, as shown and described.

**DESCRIPTION**

FIG. 1 is a front view of an display panel for a machine tool with graphical user interface, showing a first embodiment of our new design;

FIG. 2 is an enlarged front view of the display part shown in FIG. 1;

FIG. 3 is a top view of the display panel for a machine tool with graphical user interface shown in FIG. 1;

FIG. 4 is a bottom view thereof;

FIG. 5 is a right side view thereof;

FIG. 6 is a left side view thereof;

FIG. 7 is a back view thereof;

FIG. 8 is a front view of an display panel for a machine tool with graphical user interface, showing a second embodiment of our new design;

FIG. 9 is an enlarged front view of the display part shown in FIG. 8;

FIG. 10 is a top view of the display panel for a machine tool with graphical user interface shown in FIG. 8;

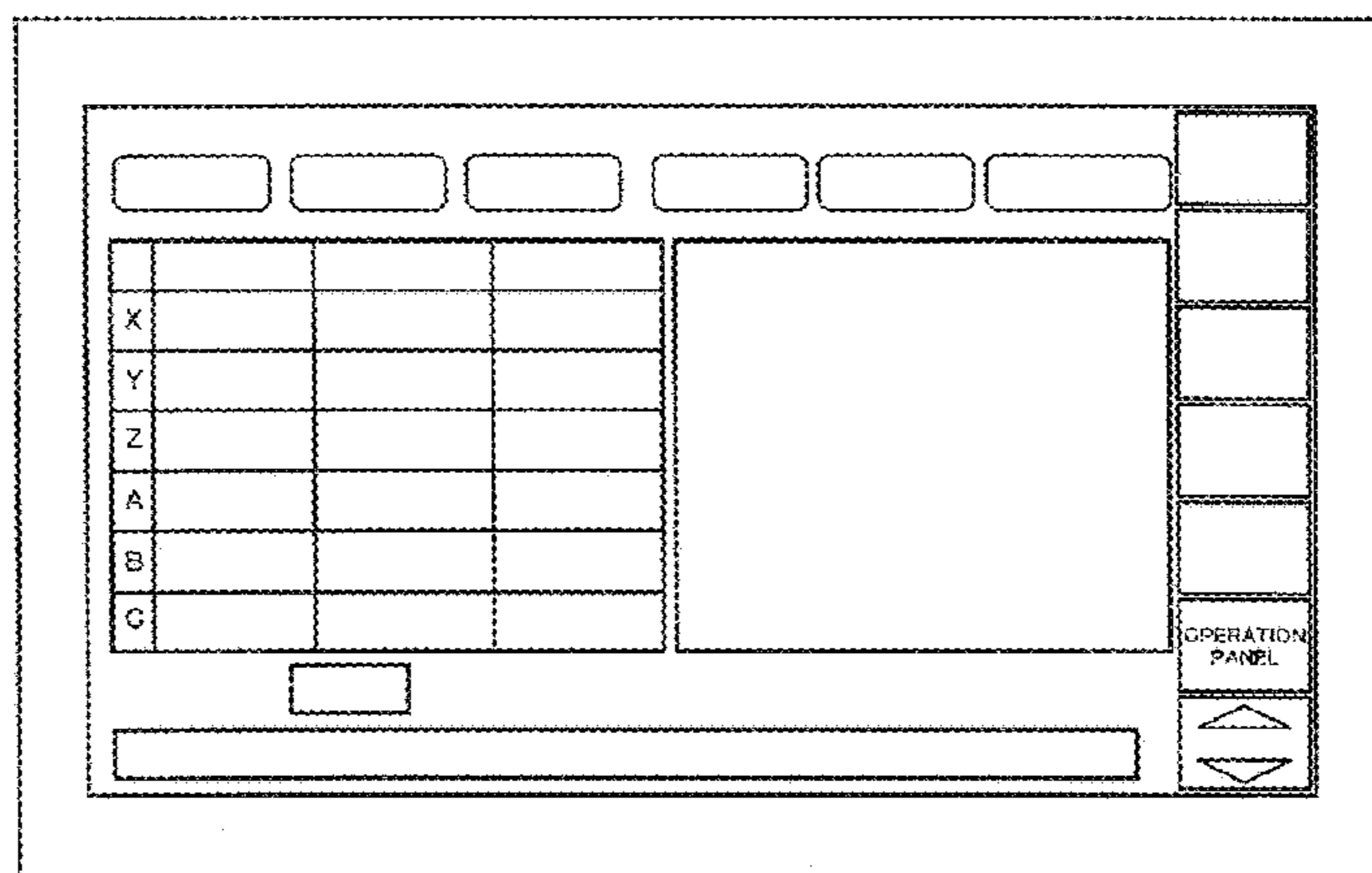
FIG. 11 is a bottom view thereof;

FIG. 12 is a right side view thereof;

FIG. 13 is a left side view thereof; and,

FIG. 14 is a back view thereof.

(Continued)



The broken lines in the drawings depict environmental subject matter only and form no part of the claimed design.

**1 Claim, 8 Drawing Sheets**

**(58) Field of Classification Search**

CPC ..... 3/0485; G06F 3/04855; G06F 3/04886;  
 G06Q 30/00; H03J 1/00; H03J 1/0008;  
 H03J 1/0016; H03J 1/0025; H04N 5/00;  
 H04N 5/08; H04N 5/14; H04N 5/222;  
 H04N 5/225; H04N 5/232; H04N 5/445;  
 H04N 5/44543; H04N 5/45; H04N  
 2005/44517; H04N 2005/44521; H04N  
 2005/44526; H04N 2005/4453; H04N  
 2005/44534; H04N 2005/44539; H04N  
 2005/44547; H04N 2005/44556; H04N  
 2005/4456; H04N 2005/44565; H04N  
 2005/44569; H04N 2005/44573; H04N  
 21/00; H04N 21/234; H04N 21/431;  
 H04N 21/4312; H04N 21/4314; H04N  
 21/4316

See application file for complete search history.

**(56) References Cited**

U.S. PATENT DOCUMENTS

D585,904 S \* 2/2009 Hosokawa ..... D14/485  
 7,681,149 B2 \* 3/2010 Landesmaki ..... G06F 3/0482  
 715/841  
 D614,191 S \* 4/2010 Takano ..... D14/486  
 D614,192 S \* 4/2010 Takano ..... D14/486

D633,514 S \* 3/2011 Tokunaga ..... D14/487  
 D652,839 S \* 1/2012 Tokunaga ..... D14/486  
 D656,153 S \* 3/2012 Imamura ..... D14/486  
 D661,313 S \* 6/2012 Nenoki ..... D14/487  
 D667,023 S \* 9/2012 Friedlander ..... D14/487  
 D685,810 S \* 7/2013 Way, Sr. .... D14/486  
 8,479,096 B2 \* 7/2013 Terada ..... G06F 1/1626  
 715/702  
 8,875,056 B2 \* 10/2014 Onogi ..... H04N 5/44543  
 348/333.02  
 D728,578 S \* 5/2015 Kito ..... D14/440  
 D735,231 S \* 7/2015 Omiya ..... D14/486  
 D735,743 S \* 8/2015 Kanenari ..... D14/486  
 D737,293 S \* 8/2015 Kanenari ..... D14/486  
 D737,309 S \* 8/2015 Kito ..... D14/486  
 D738,896 S \* 9/2015 Kanenari ..... D14/486  
 D756,392 S \* 5/2016 Yun ..... D14/486  
 D757,025 S \* 5/2016 Kim ..... D14/485  
 D764,514 S \* 8/2016 Spector ..... D14/486  
 D764,524 S \* 8/2016 Hoang ..... D14/488  
 D771,097 S \* 11/2016 Choi ..... D14/486  
 D774,535 S \* 12/2016 Tomita ..... D14/486  
 D780,194 S \* 2/2017 Saeed ..... D14/485  
 D788,134 S \* 5/2017 Wong ..... D14/486  
 D794,664 S \* 8/2017 Okabe ..... D14/486  
 D795,902 S \* 8/2017 Ahmad ..... D14/486  
 D797,759 S \* 9/2017 Tsujimura ..... D14/485  
 D797,766 S \* 9/2017 Ibsies ..... D14/485  
 D798,312 S \* 9/2017 Tsujimura ..... D14/485  
 D798,894 S \* 10/2017 Ibsies ..... D14/486  
 2011/0047512 A1 \* 2/2011 Onogi ..... G06F 3/0482  
 715/836  
 2011/0078050 A1 \* 3/2011 Schwartz ..... G06Q 30/02  
 705/27.1  
 2016/0259537 A1 \* 9/2016 Okado ..... G06F 3/04817  
 2016/0265196 A1 \* 9/2016 Shimizu ..... B60K 35/00

\* cited by examiner





FIG. 3

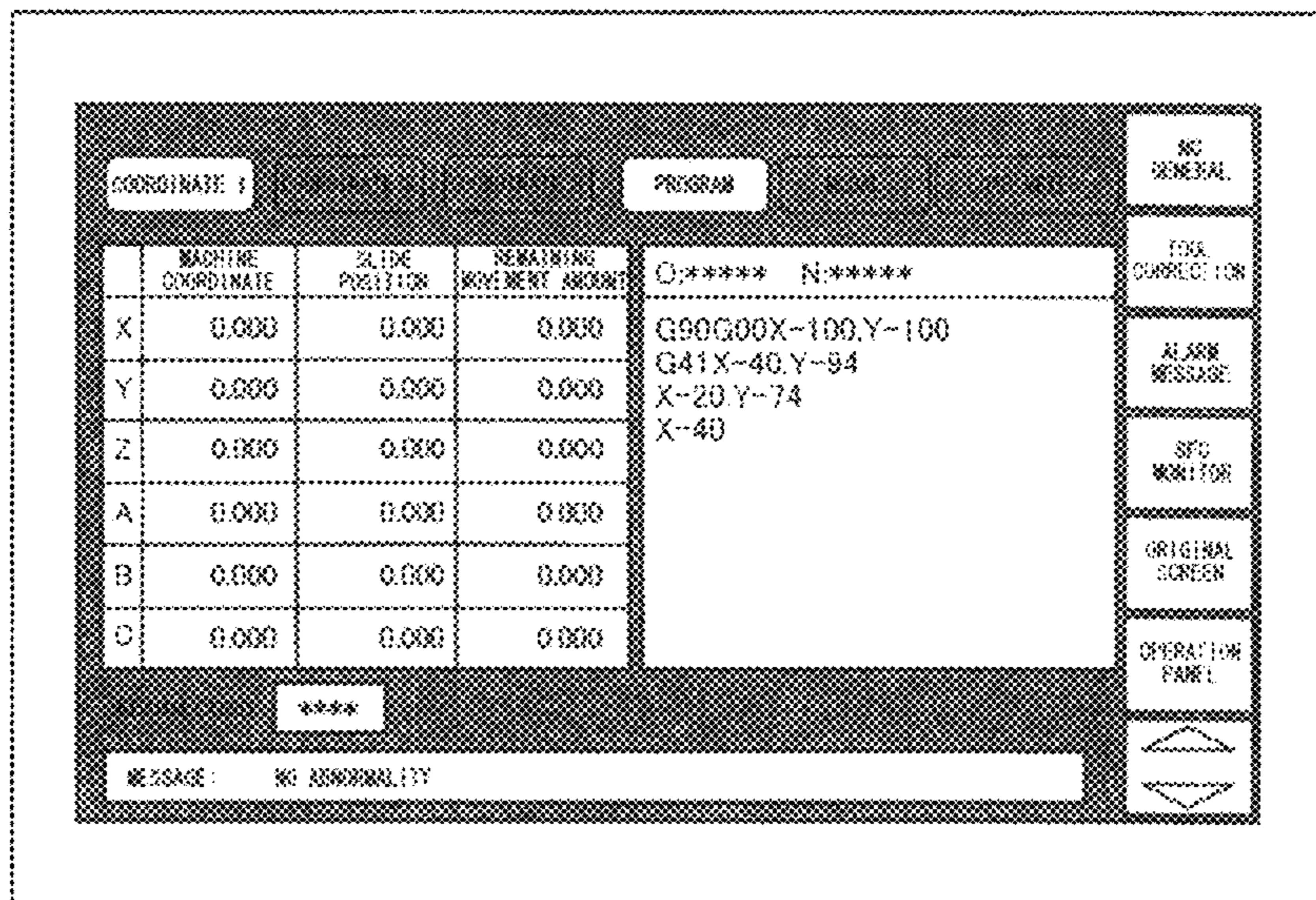


FIG. 4

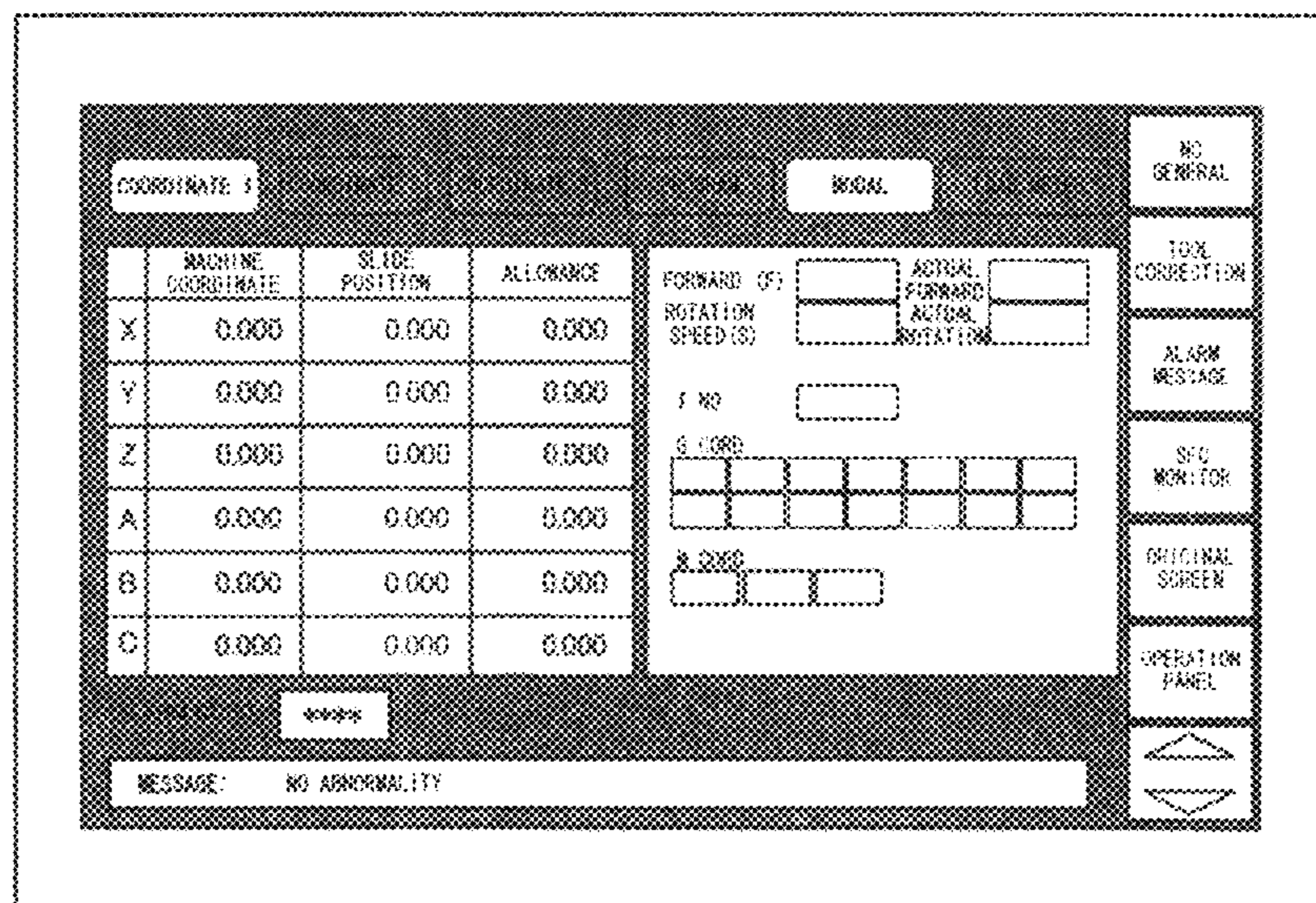


FIG. 5




FIG. 6

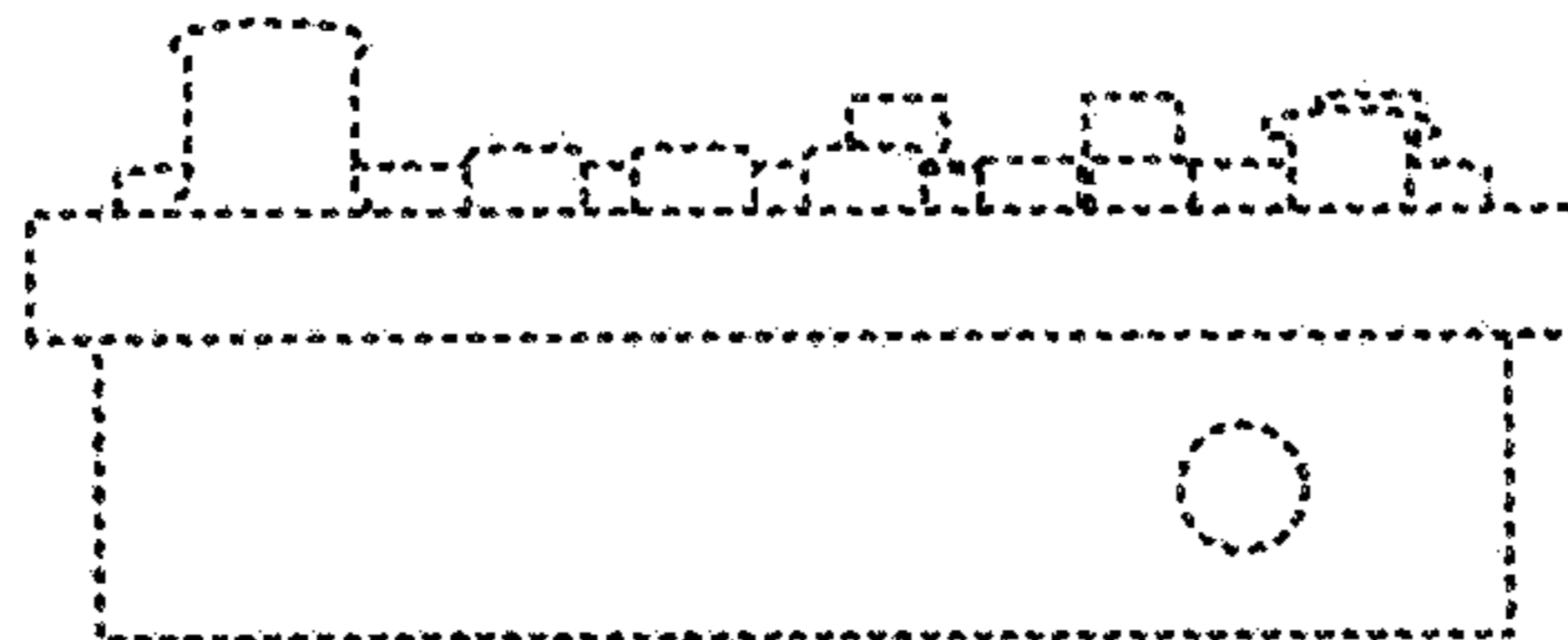


FIG. 7




FIG. 8

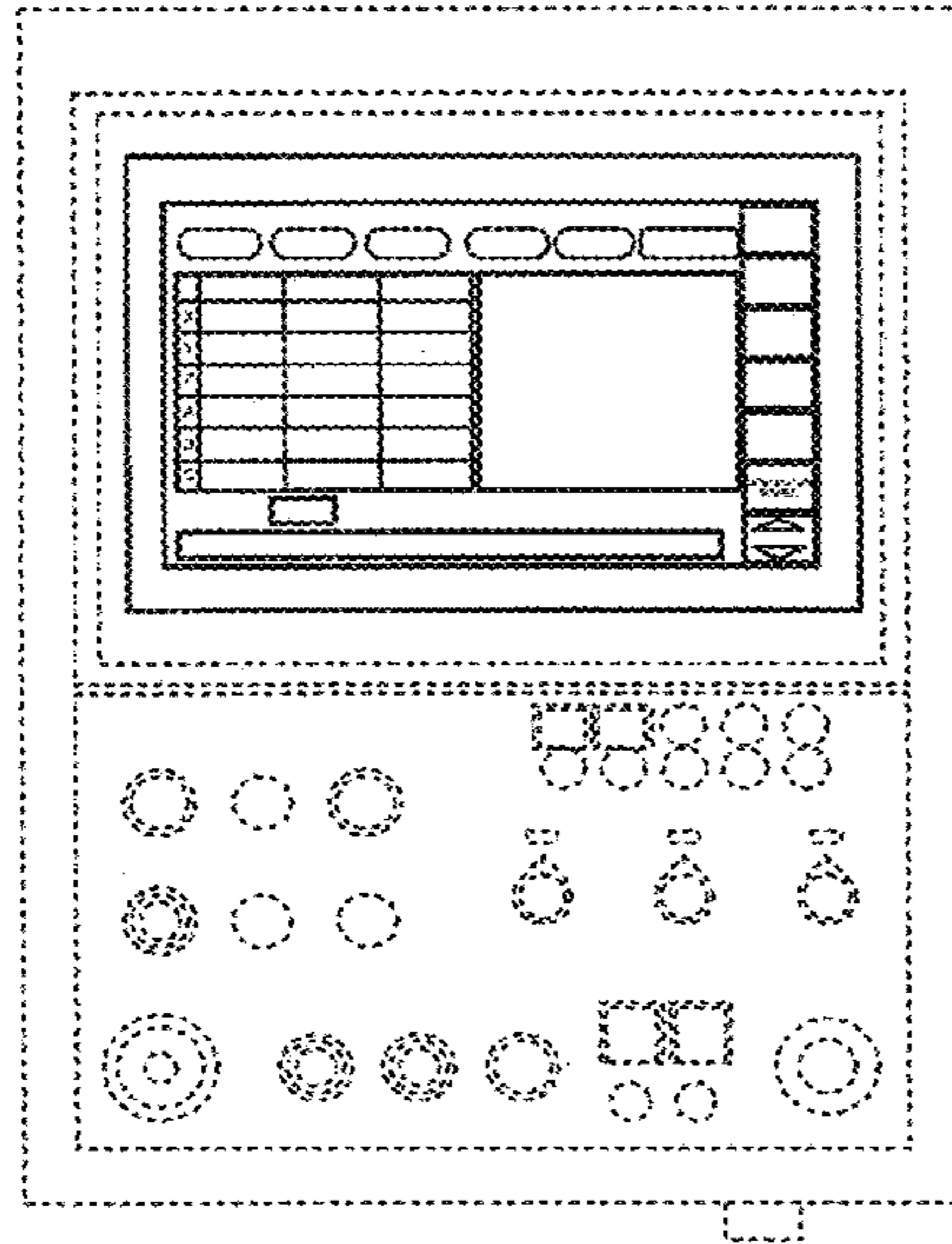


FIG. 9

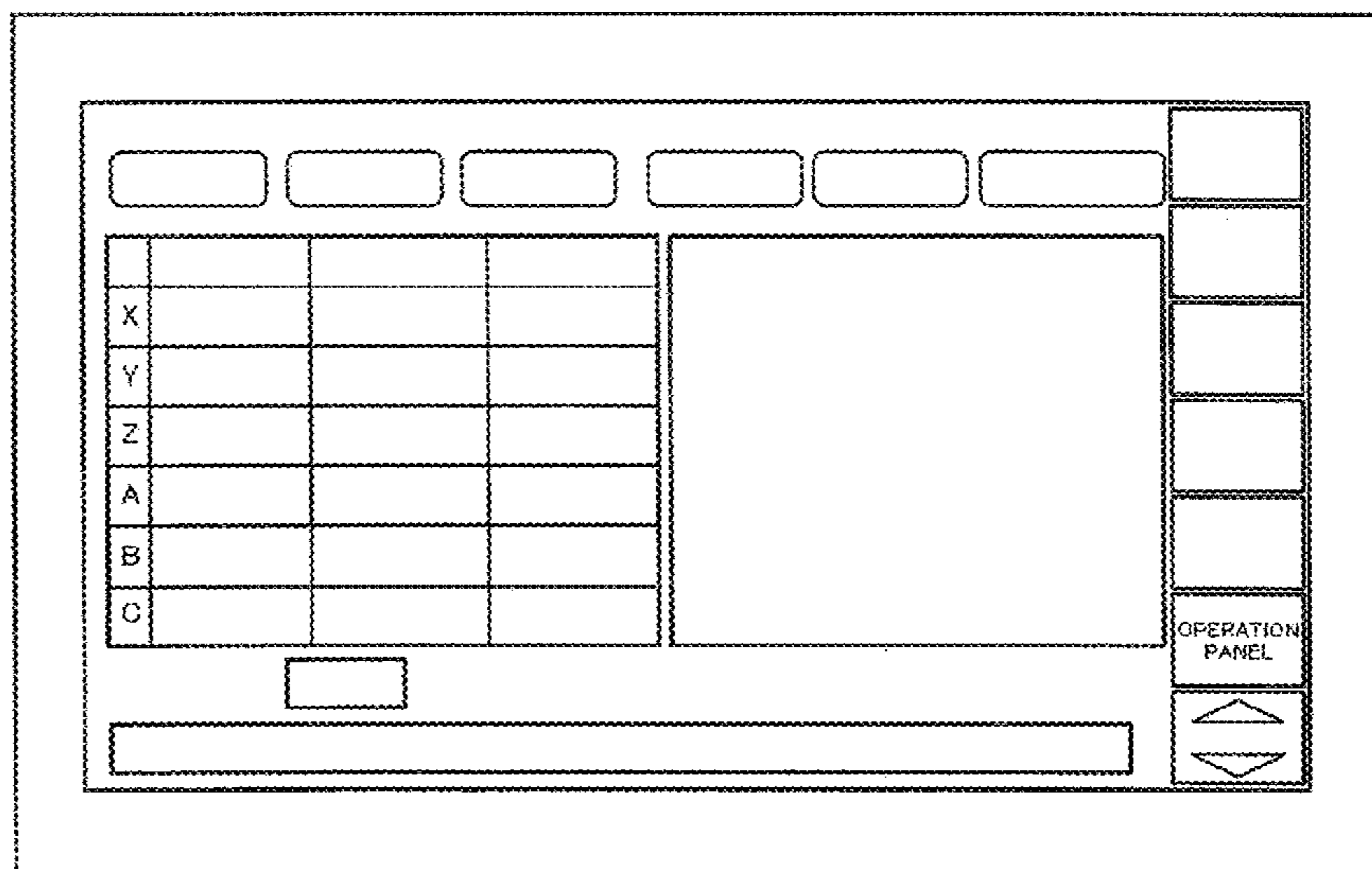


FIG. 10

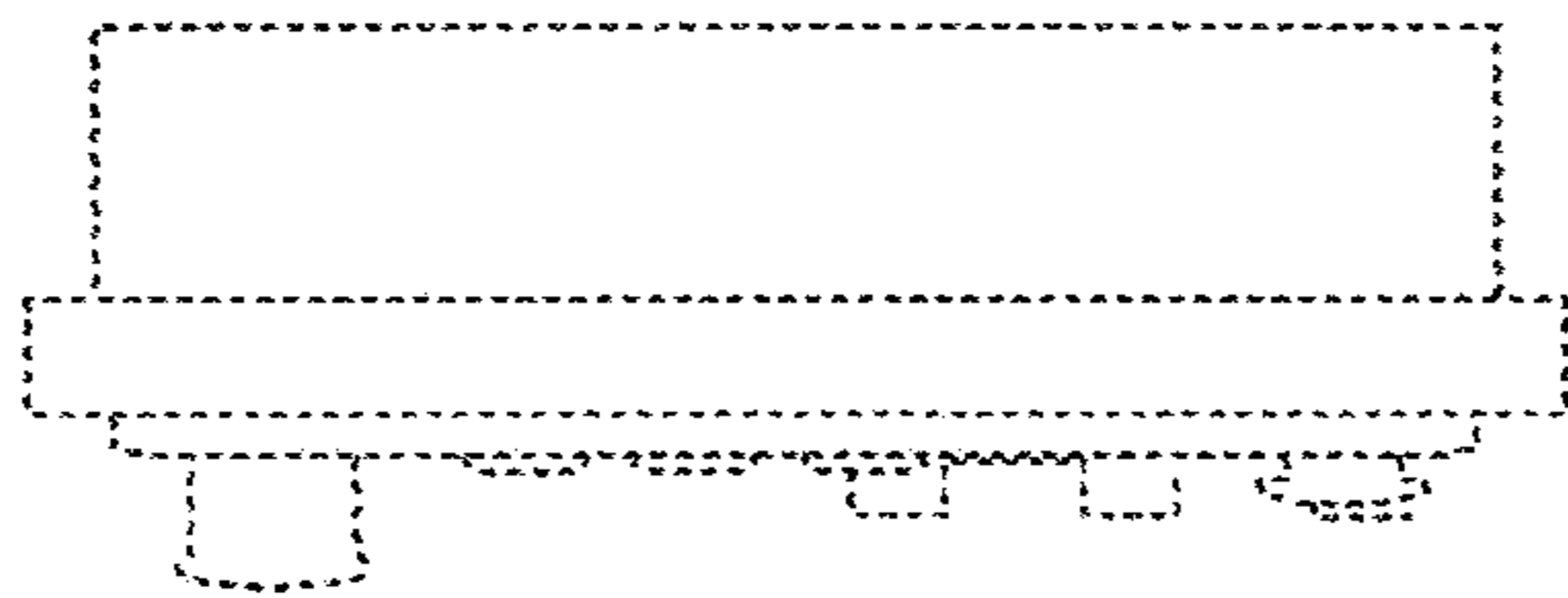




FIG. 11

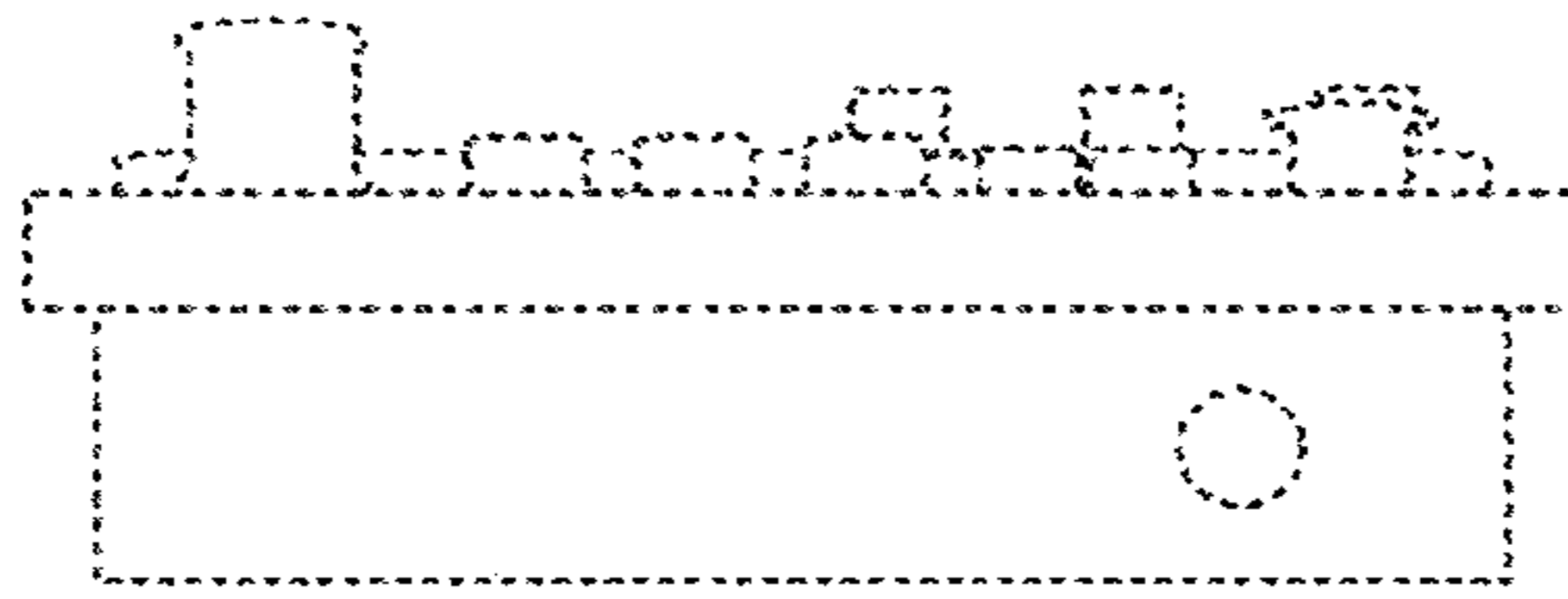


FIG. 12




FIG. 13




FIG. 14

