



US00D812620S

(12) **United States Design Patent**
Cheng

(10) **Patent No.:** **US D812,620 S**

(45) **Date of Patent:** **** Mar. 13, 2018**

(54) **COMPUTER CASE**

(71) Applicant: **Ganhua Cheng**, Anqing (CN)

(72) Inventor: **Ganhua Cheng**, Anqing (CN)

(**) Term: **15 Years**

(21) Appl. No.: **29/579,135**

(22) Filed: **Sep. 28, 2016**

(30) **Foreign Application Priority Data**

Jun. 15, 2016 (CN) 2016 3 0241715

(51) **LOC (11) Cl.** **14-02**

(52) **U.S. Cl.**
USPC **D14/440**

(58) **Field of Classification Search**
USPC D14/440, 250, 447, 426, 330; 206/45.23,
206/320, 45.2; 361/679.55; 294/25
CPC G06F 1/1628; G06F 1/1626; G06F 1/669;
A47B 23/044; H04B 1/3888
See application file for complete search history.

(56) **References Cited**

U.S. PATENT DOCUMENTS

- 6,016,248 A * 1/2000 Anzai G06F 1/1626
248/463
- 8,173,893 B2 * 5/2012 Huang A45C 11/00
136/251
- 8,797,132 B2 * 8/2014 Childs A45C 11/00
206/320
- D718,316 S * 11/2014 Veltz D14/440
- D748,636 S * 2/2016 Zadvinskis D14/440
- D763,853 S * 8/2016 Pearce D14/440
- D763,856 S * 8/2016 Moore D14/440
- D790,550 S * 6/2017 Chen D14/440

- D803,221 S * 11/2017 Guo D14/440
- D803,222 S * 11/2017 Cheng D14/440
- 2010/0110629 A1 * 5/2010 Dietz A45C 11/00
361/679.55
- 2011/0285258 A1 * 11/2011 Yuan G06F 1/1626
312/223.2
- 2012/0153116 A1 * 6/2012 Harrison A47B 23/044
248/460
- 2013/0242490 A1 * 9/2013 Ku G06F 1/1626
361/679.3
- 2013/0270980 A1 * 10/2013 Hsu H05K 5/03
312/223.1

* cited by examiner

Primary Examiner — Cynthia Underwood

(74) *Attorney, Agent, or Firm* — Kenja IP Law PC

(57) **CLAIM**

The ornamental design for a computer case, as shown and described.

DESCRIPTION

FIG. 1 is a front perspective view of a computer case showing my new design;
 FIG. 2 is a rear perspective view thereof;
 FIG. 3 is a front view thereof;
 FIG. 4 is a rear view thereof;
 FIG. 5 is a top plan view thereof;
 FIG. 6 is a bottom view thereof;
 FIG. 7 is a right side view thereof;
 FIG. 8 is a left side view thereof;
 FIG. 9 is a front perspective view thereof, in which the computer case is in an open position; and,
 FIG. 10 is a rear perspective view thereof, in which the computer case is in an open position.

1 Claim, 10 Drawing Sheets

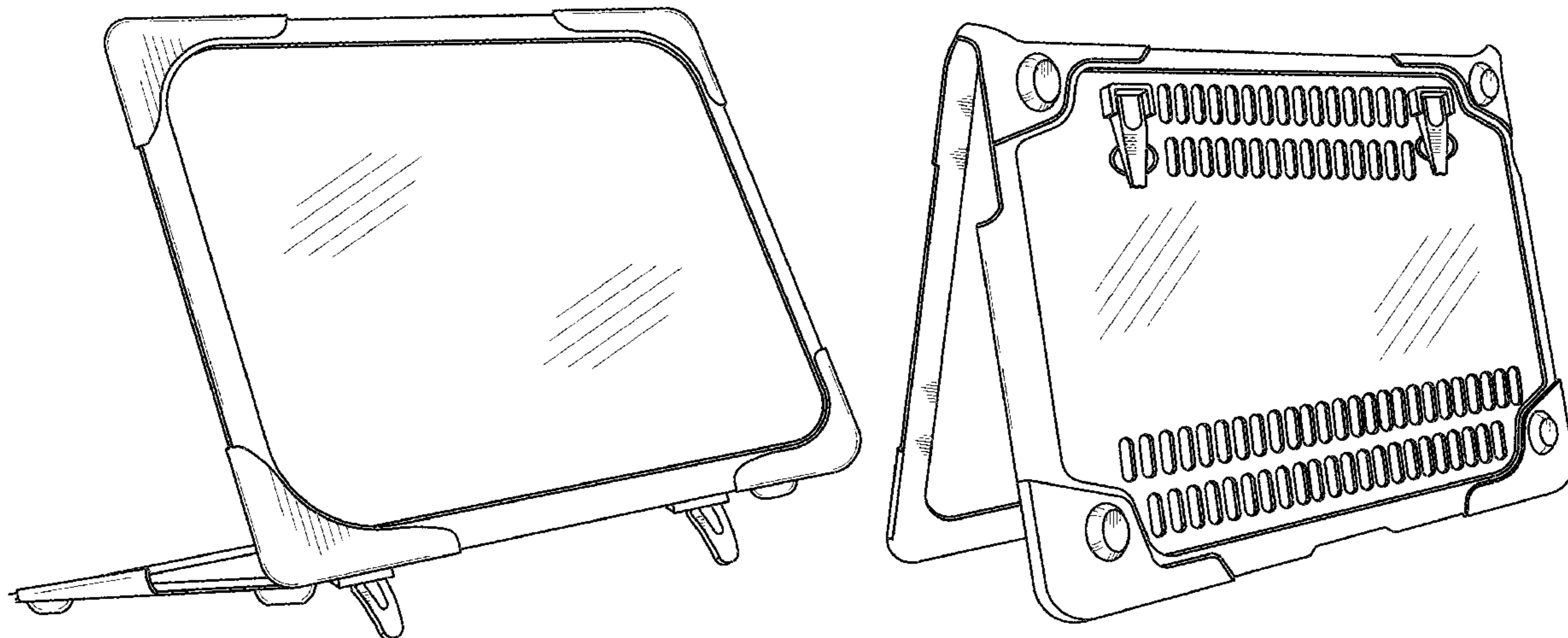


FIG. 1

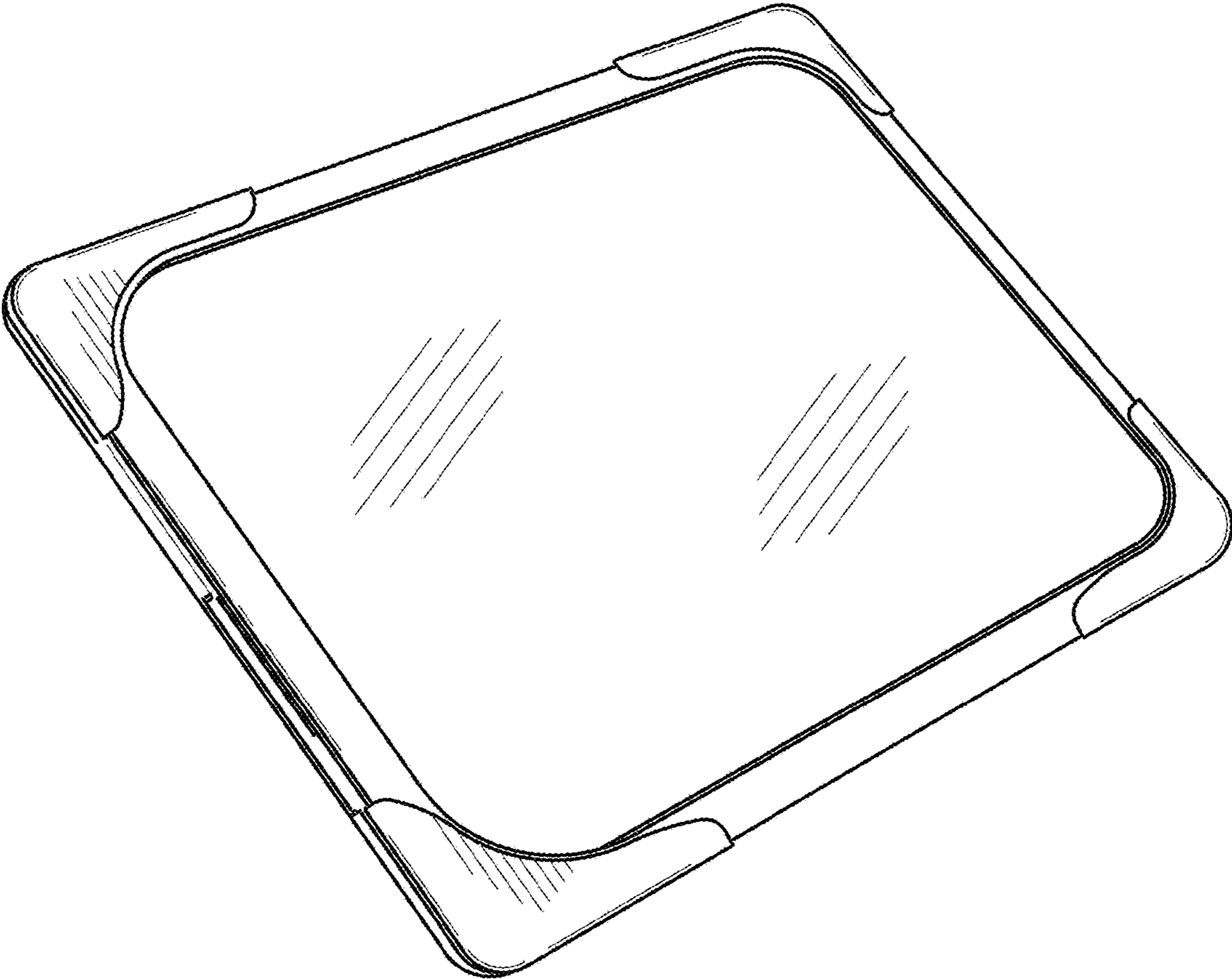


FIG. 2

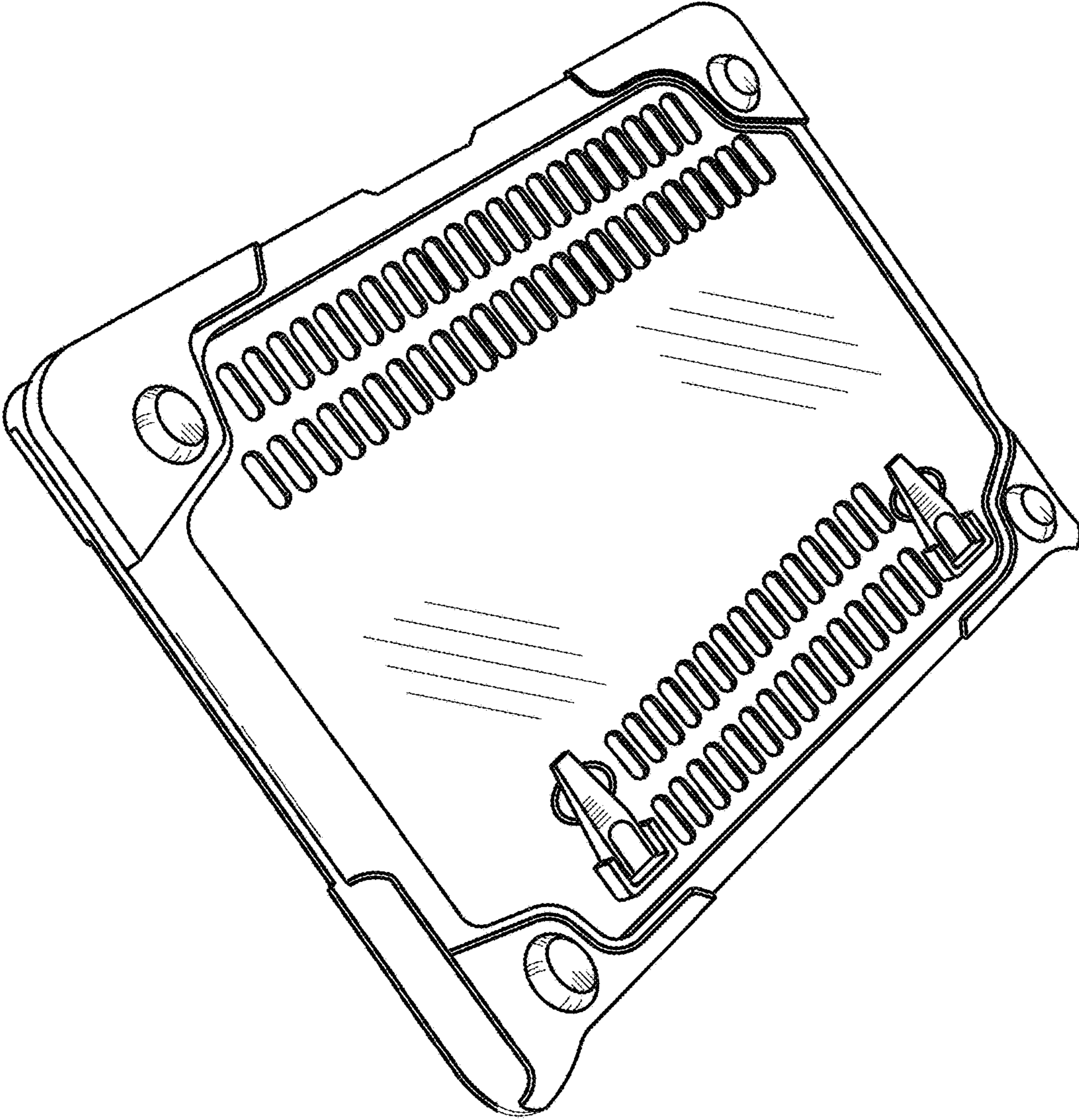


FIG. 3

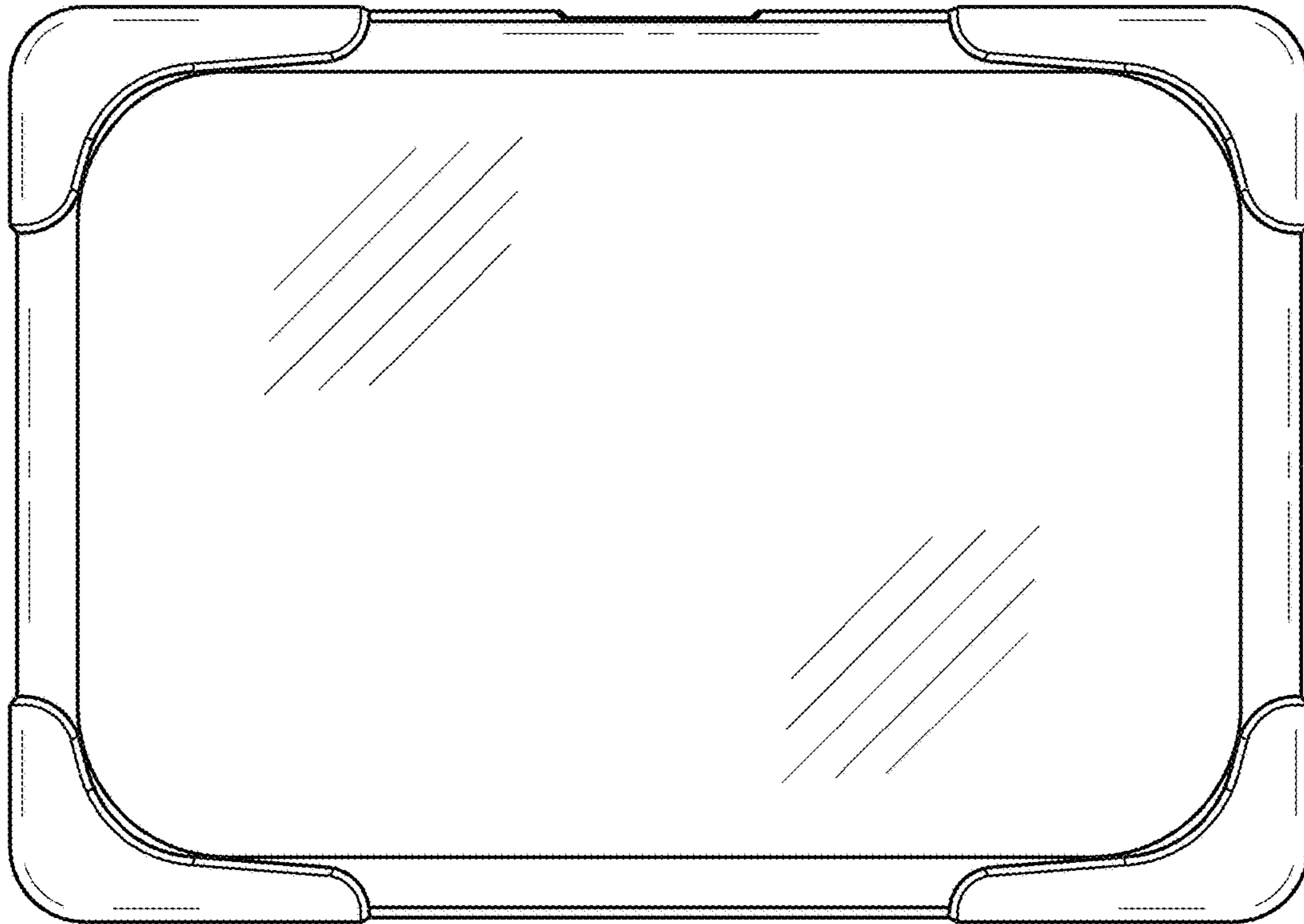


FIG. 4

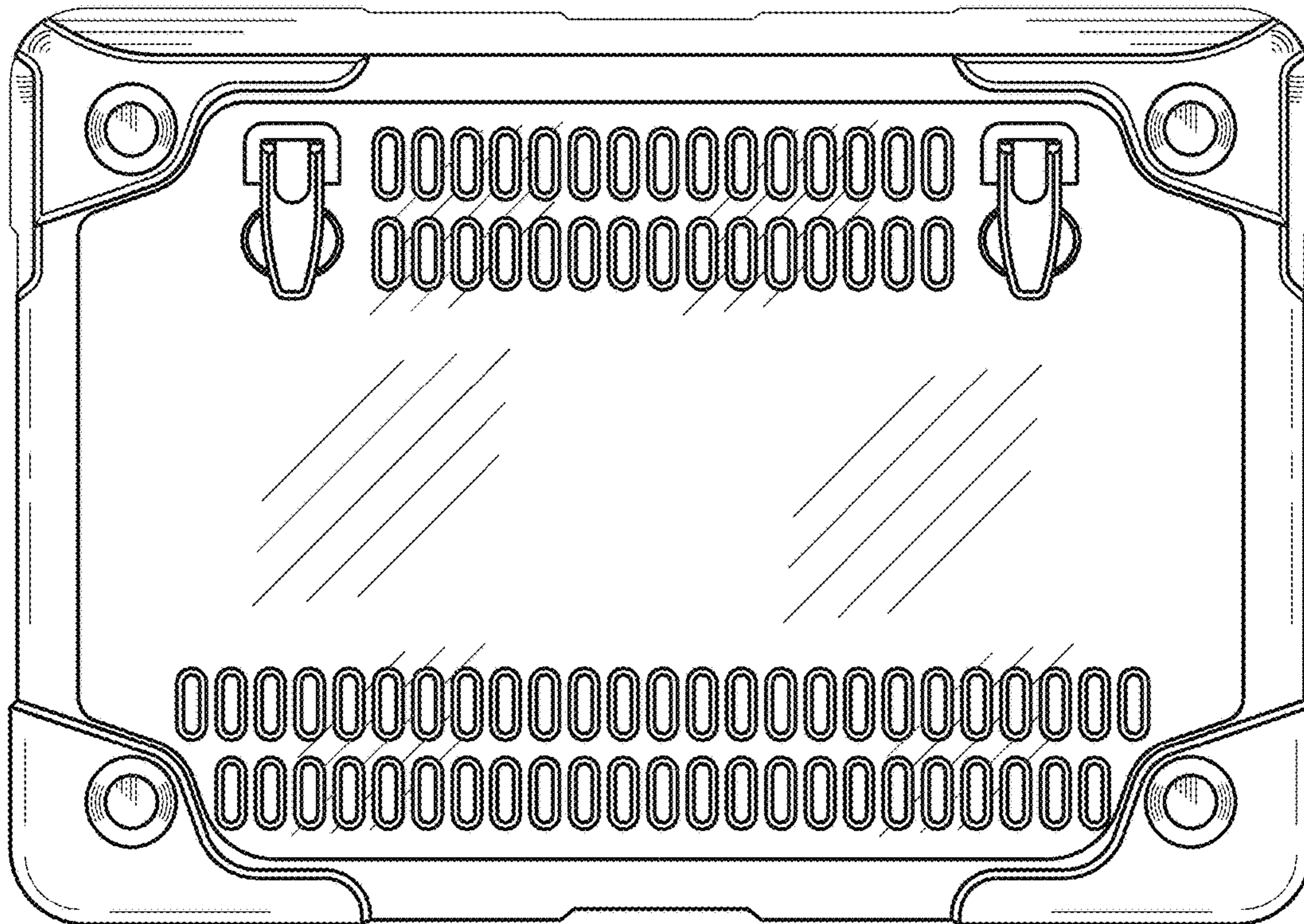


FIG. 5




FIG. 6

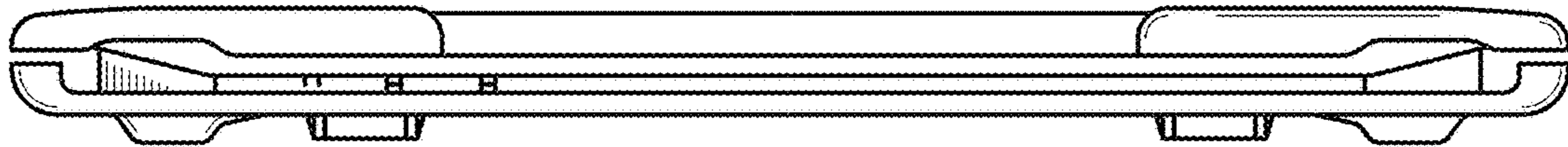


FIG. 7

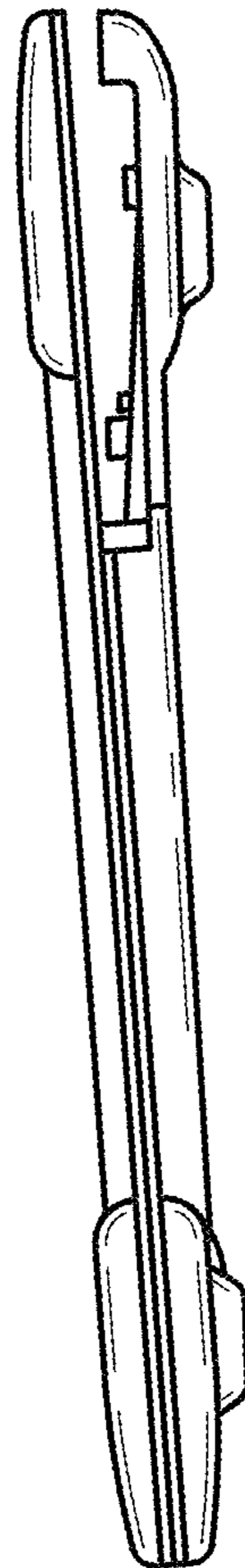


FIG. 8




FIG. 9

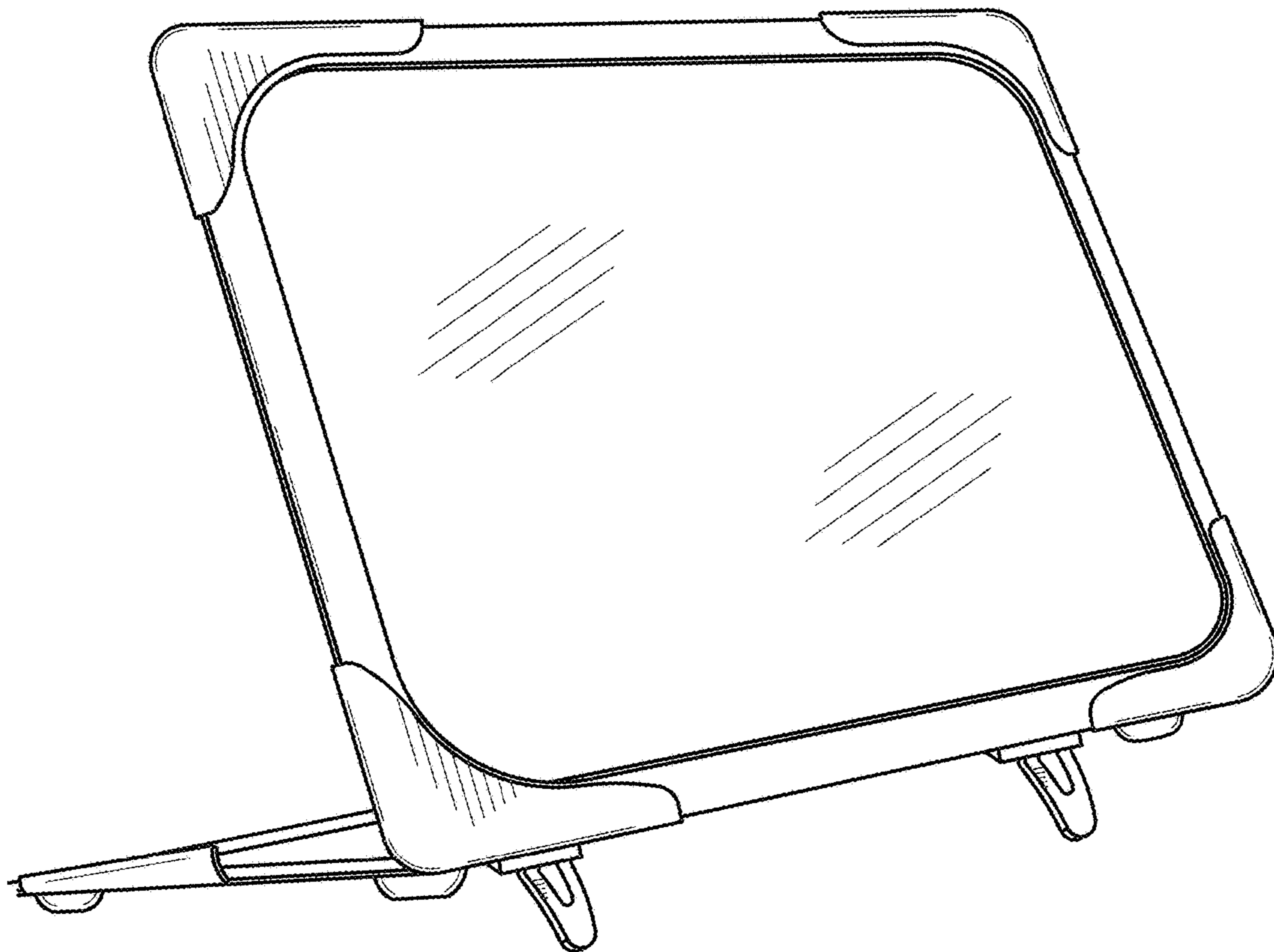


FIG. 10

