

US00D812606S

(12) **United States Design Patent**
Senda

(10) **Patent No.:** **US D812,606 S**
(45) **Date of Patent:** **** Mar. 13, 2018**

(54) **PORTABLE INFORMATION TERMINAL**

H05K 7/00; H05K 5/00; H04M 1/02;
G09G 3/20

See application file for complete search history.

(71) Applicant: **SEMICONDUCTOR ENERGY
LABORATORY CO., LTD**, Atsugi-shi,
Kanagawa-ken (JP)

(56)

References Cited

U.S. PATENT DOCUMENTS

(72) Inventor: **Naoyuki Senda**, Kanagawa (JP)

4,187,630 A 2/1980 Giulie et al.
4,607,817 A 8/1986 Aquino
6,016,176 A 1/2000 Kim et al.
D491,902 S 6/2004 Chen

(73) Assignee: **Semiconductor Energy Laboratory
Co., LTD.**, Kanagawa-ken (JP)

(Continued)

(**) Term: **15 Years**

OTHER PUBLICATIONS

(21) Appl. No.: **29/570,158**

Shunpei Yamazaki, U.S. Appl. No. 29/498,841, filed Aug. 8, 2014,
Specification and Drawings.

(Continued)

(22) Filed: **Jul. 6, 2016**

Primary Examiner — Paula Allen Greene

(74) *Attorney, Agent, or Firm* — Nixon Peabody LLP;
Jeffrey L. Costellia

Related U.S. Application Data

(63) Continuation of application No. 29/497,469, filed on
Jul. 24, 2014, now Pat. No. Des. 761,252.

(57)

CLAIM

I claim, the ornamental design for a portable information
terminal, as shown and described.

(30) **Foreign Application Priority Data**

DESCRIPTION

Jan. 31, 2014 (JP) 2014-001998

(51) **LOC (11) Cl.** **14-02**

(52) **U.S. Cl.**
USPC **D14/341**

(58) **Field of Classification Search**

USPC D14/341, 138 AB, 138 G, 496, 331, 440,
D14/445, 501, 126, 127, 132, 202, 203.4;
313/511; 361/679.01, 679.27, 681;
379/433.04, 433.01, 433.06; 345/173,
345/901, 905; 455/575.1, 575.3
CPC G06F 1/16; G06F 1/1616; G06F 1/1641;

FIG. 1 is a front view of a portable information terminal
showing our new design;

FIG. 2 is a rear view thereof;

FIG. 3 is a left side view thereof;

FIG. 4 is a right side view thereof;

FIG. 5 is a top plan view thereof;

FIG. 6 is a bottom plan view thereof;

FIG. 7 is a front perspective view thereof;


FIG. 8 is a rear perspective view thereof;

FIG. 9 is a front perspective view thereof in a state in which
a flexible display is unfolded;

FIG. 10 is a rear perspective view thereof in a state in which
the flexible display is unfolded; and,

FIG. 11 is an enlarged cross sectional view thereof taken
along line A-A' in FIG. 1, the inner structure being omitted.

(Continued)



The portable information terminal is used in a state where the flexible display is folded, unfolded, or curved as necessary.

1 Claim, 6 Drawing Sheets

(56)

References Cited

U.S. PATENT DOCUMENTS

D494,167	S	8/2004	Hirakawa et al.	
D534,184	S	12/2006	Leija et al.	
D555,655	S	11/2007	Iu	
7,310,050	B2	12/2007	Yeh	
7,426,107	B2	9/2008	Yeh et al.	
D580,928	S	11/2008	Bemelmans et al.	
D594,028	S	6/2009	Fuchsberg et al.	
D597,090	S	7/2009	Bemelmans	
7,558,057	B1	7/2009	Naksen et al.	
D631,458	S	1/2011	Liao et al.	
D639,296	S	6/2011	Tseng et al.	
D641,750	S	7/2011	Hu et al.	
8,229,522	B2	7/2012	Kim et al.	
8,385,055	B2	2/2013	Kao et al.	
8,605,421	B2	12/2013	Verschoor et al.	
8,662,731	B2	3/2014	Wang et al.	
8,773,411	B2	7/2014	Van Lieshout et al.	
D711,369	S	8/2014	Eriksson et al.	
D712,401	S	9/2014	Lee et al.	
8,842,425	B2	9/2014	Ryu	
D716,253	S	10/2014	Lee et al.	
8,873,225	B2	10/2014	Huitema et al.	
8,896,202	B2	11/2014	Oh	
D719,540	S	12/2014	Lee et al.	
D719,541	S	12/2014	Lee et al.	
D719,542	S	12/2014	Lee et al.	
8,917,516	B2	12/2014	Kim	
D735,709	S	8/2015	Daniel	
D756,995	S *	5/2016	Yamazaki	D14/341
D760,218	S *	6/2016	Yamazaki	D14/341

D761,251	S *	7/2016	Senda	D14/341
D761,252	S *	7/2016	Senda	D14/341
D761,253	S *	7/2016	Yamazaki	D14/341
D761,787	S *	7/2016	Yamazaki	D14/341
D761,788	S *	7/2016	Yamazaki	D14/341
D761,789	S *	7/2016	Yamazaki	D14/341
D761,790	S *	7/2016	Yamazaki	D14/341
D780,179	S *	2/2017	Bae	D14/138 G
D784,979	S *	4/2017	Yamazaki	D14/341
D789,922	S *	6/2017	Yamazaki	D14/341
2003/0218860	A1	11/2003	Shiraiwa	
2008/0151480	A1	6/2008	Chung et al.	
2008/0204367	A1	8/2008	Lafarre et al.	
2009/0021666	A1	1/2009	Chen	
2010/0164973	A1	7/2010	Huitema et al.	
2012/0038570	A1	2/2012	Delaporte	

OTHER PUBLICATIONS

Shunpei Yamazaki, U.S. Appl. No. 29/498,844, filed Aug. 8, 2014, Specification and Drawings.
 Shunpei Yamazaki, U.S. Appl. No. 29/498,846, filed Aug. 8, 2014, Specification and Drawings.
 Shunpei Yamazaki, U.S. Appl. No. 29/498,847, filed Aug. 8, 2014, Specification and Drawings.
 Shunpei Yamazaki, U.S. Appl. No. 29/498,848, filed Aug. 8, 2014, Specification and Drawings.
 Shunpei Yamazaki, U.S. Appl. No. 29/498,850, filed Aug. 8, 2014, Specification and Drawings.
 Shunpei Yamazaki, U.S. Appl. No. 29/498,852, filed Aug. 8, 2014, Specification and Drawings.
 Shunpei Yamazaki et al., U.S. Appl. No. 29/497,466, filed Jul. 24, 2014, Specification and Drawings.
 Shunpei Yamazaki et al., U.S. Appl. No. 29/497,465, filed Jul. 24, 2014, Specification and Drawings.
 Shunpei Yamazaki et al., U.S. Appl. No. 29/497,463, filed Jul. 24, 2014, Specification and Drawings.
 Naoyuki Senda, U.S. Appl. No. 29/497,462, filed Jul. 24, 2014, Specification and Drawings.

* cited by examiner

FIG. 1

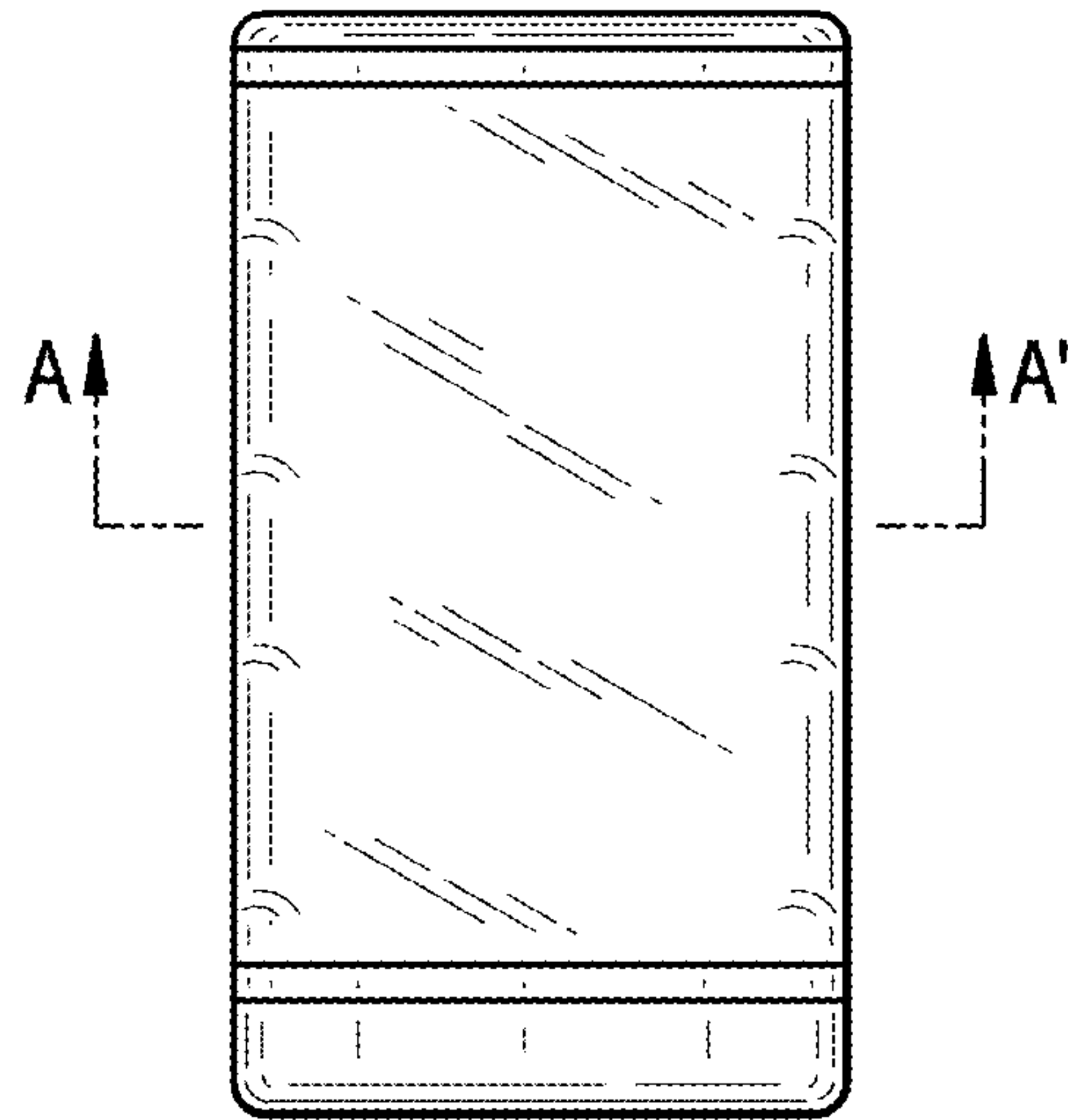


FIG. 2

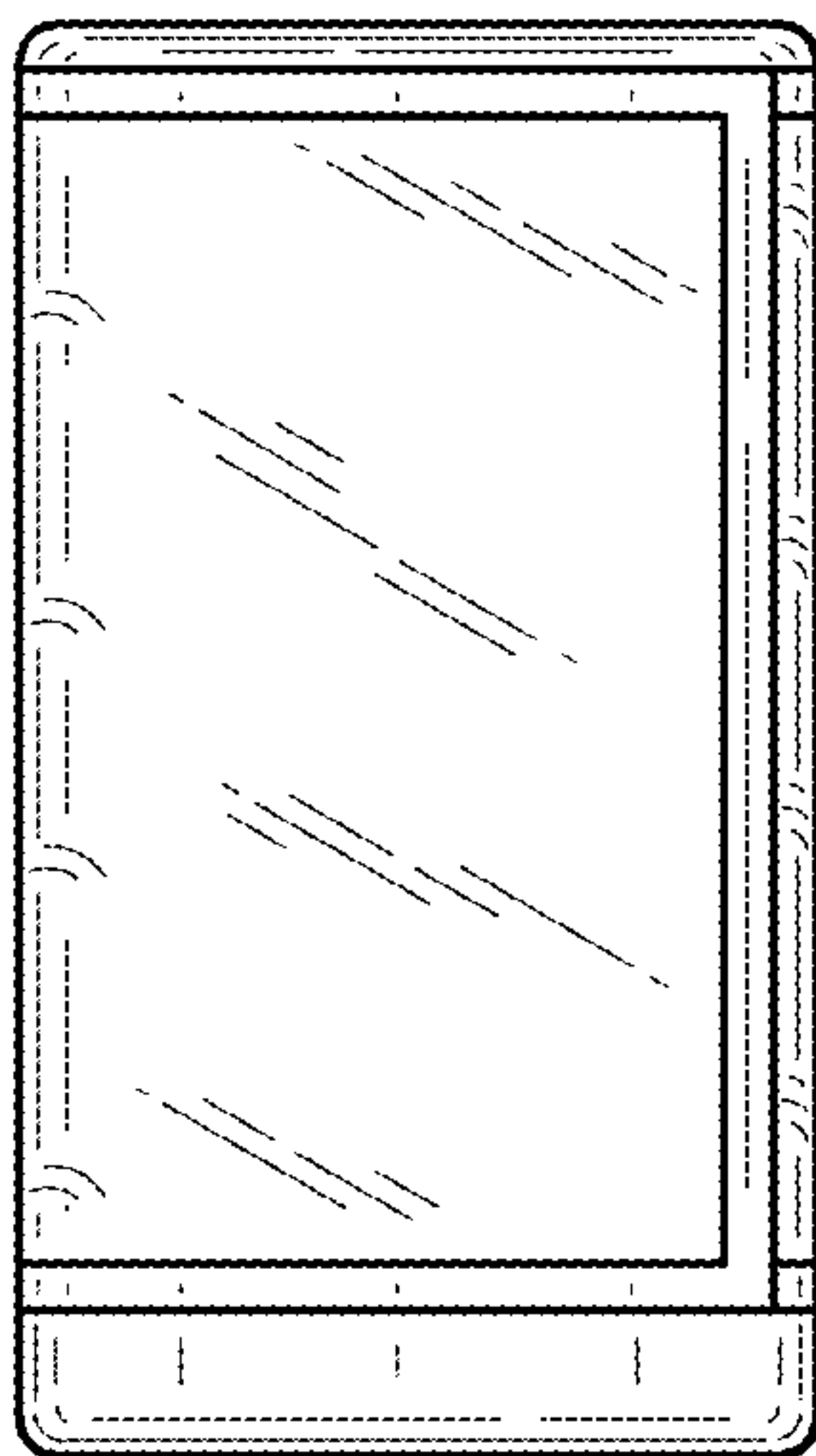


FIG. 3



FIG. 4



FIG. 5



FIG. 6




FIG. 7

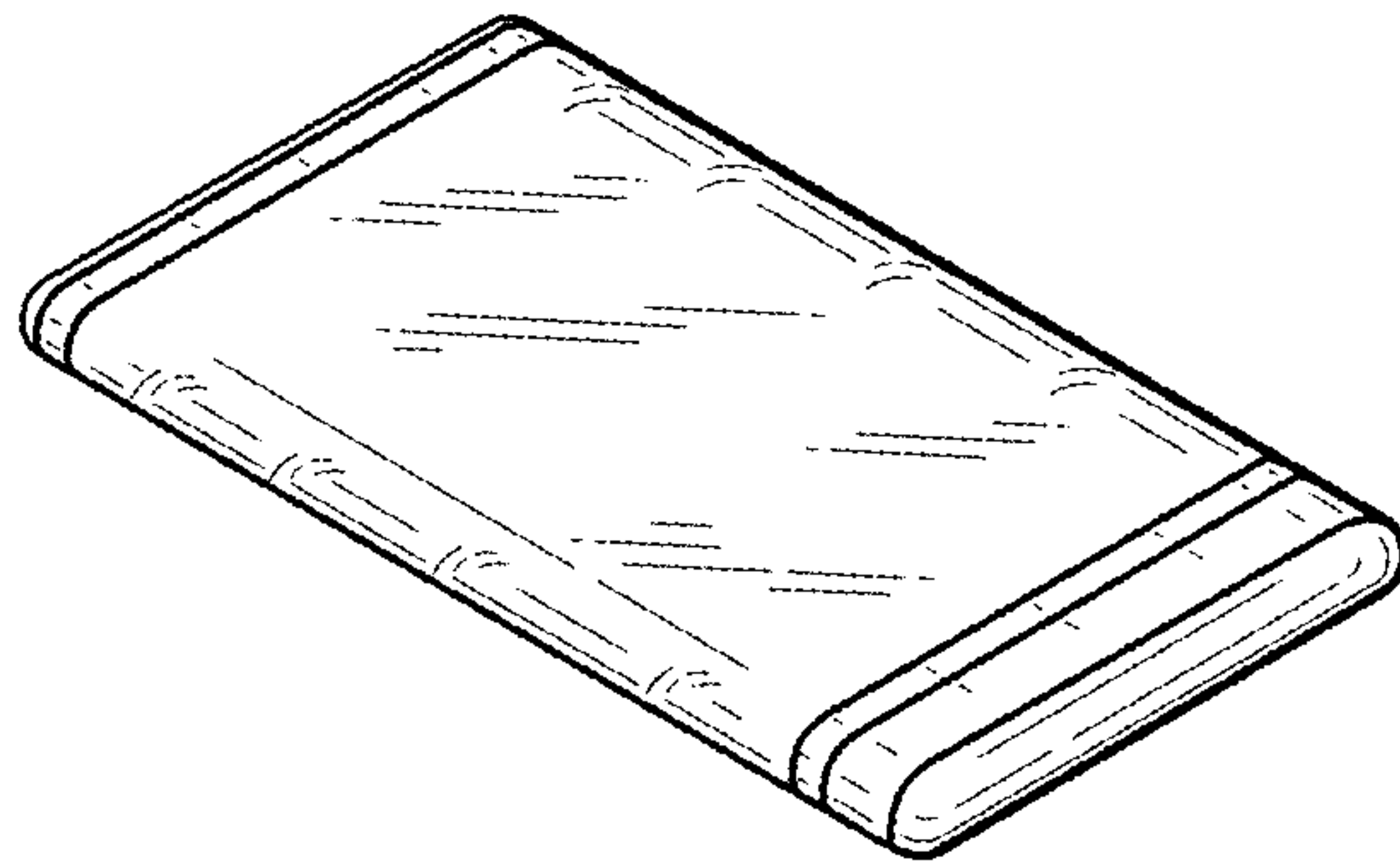


FIG. 8




FIG. 9

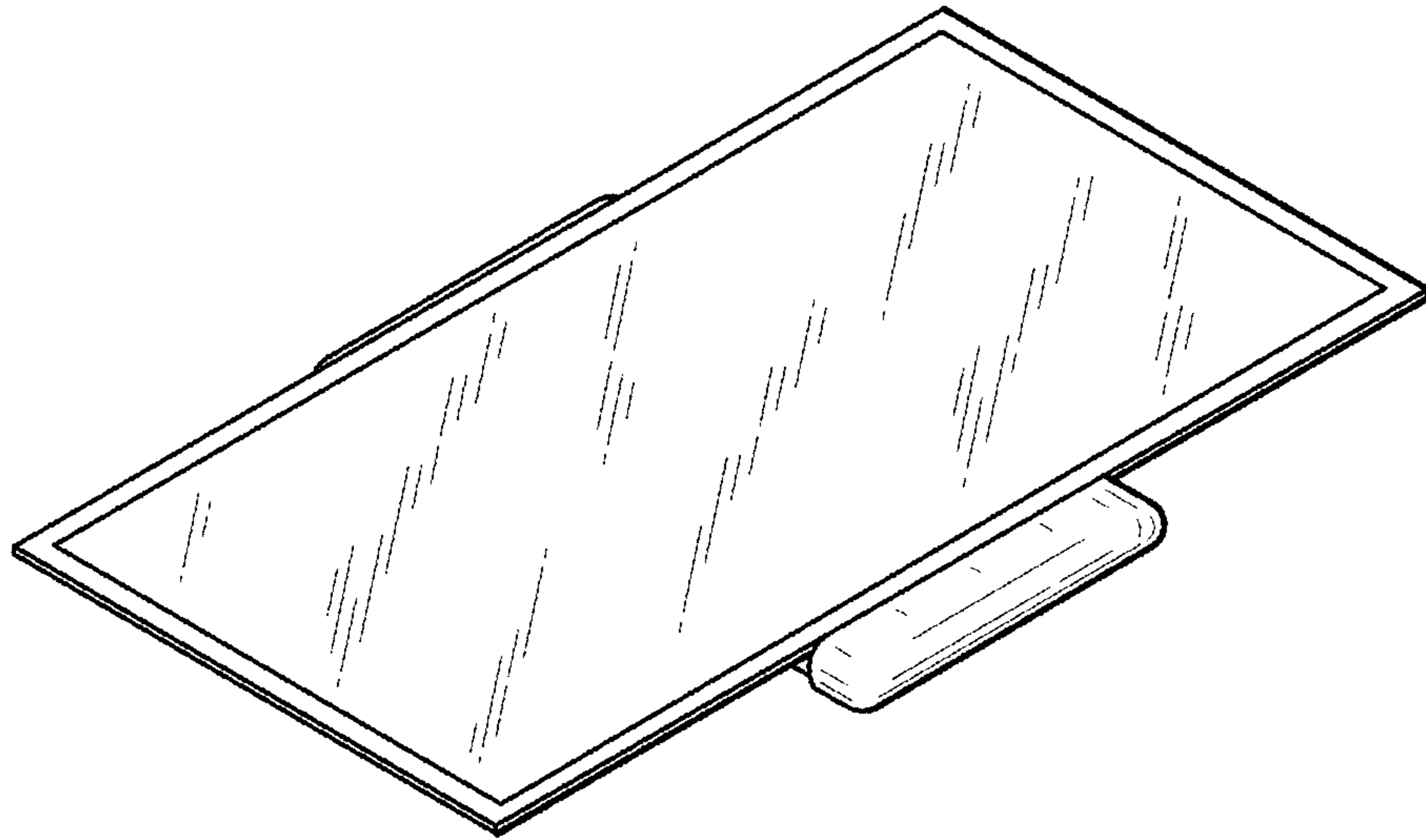


FIG. 10




FIG. 11

