



US00D812599S

(12) **United States Design Patent**  
**Hyun**

(10) **Patent No.:** **US D812,599 S**

(45) **Date of Patent:** **\*\* Mar. 13, 2018**

(54) **CASE FOR ELECTRONIC COMMUNICATIONS DEVICE**

(71) Applicant: **Young Kwang Hyun**, Seoul (KR)

(72) Inventor: **Young Kwang Hyun**, Seoul (KR)

(73) Assignee: **SPIGEN KOREA CO., LTD.**,  
Geumcheon-Gu, Seoul (KR)

(\*\*) Term: **15 Years**

(21) Appl. No.: **29/574,930**

(22) Filed: **Aug. 19, 2016**

(51) **LOC (11) Cl.** ..... **14-03**

(52) **U.S. Cl.**  
USPC ..... **D14/250**

(58) **Field of Classification Search**  
USPC ..... D14/238.1, 440, 203.3–203.7, 217, 240,  
D14/447, 250, 251–253, 248; D3/201,  
D3/218, 247, 269, 273, 301, 303;  
D13/103, 107–108, 119  
CPC ..... H04B 1/3888; H04M 1/0283;  
H04M 1/0202; A45C 1/06; A45C  
2011/002; A45C 11/00; A45C 13/02;  
A45F 2005/026; A45F 2200/0525; A45F  
2200/0516

See application file for complete search history.

(56) **References Cited**

**U.S. PATENT DOCUMENTS**

D575,056 S *	8/2008	Tan	.....	D3/201
D632,685 S *	2/2011	Richardson	.....	D14/250
D643,029 S	8/2011	Feng		
D657,782 S *	4/2012	Biller	.....	D14/250
D673,547 S	1/2013	Melanson		
D676,036 S *	2/2013	Chang	.....	D14/250
D676,844 S *	2/2013	Weller	.....	D14/250
D679,697 S	4/2013	Murchison		
D679,698 S	4/2013	Murchison		

D681,022 S	4/2013	Chang		
D683,723 S *	6/2013	Murchison	.....	D14/250
D684,960 S *	6/2013	Murchison	.....	D14/250
D685,776 S	7/2013	Bau		
D691,124 S *	10/2013	Yang	.....	D14/250
D703,652 S *	4/2014	Melanson	.....	D14/250
D704,688 S	5/2014	Reivo		
D712,386 S *	9/2014	Lu	.....	D14/250
D714,274 S *	9/2014	Jung	.....	D14/250
D714,276 S *	9/2014	Hu	.....	D14/250
D717,286 S	11/2014	Veldkamp		
D717,774 S	11/2014	Fathollahi		
D717,778 S	11/2014	Zermeno		
D718,292 S	11/2014	Hemesath		

(Continued)

*Primary Examiner* — Carla J Wright

(74) *Attorney, Agent, or Firm* — Lucern, PC; Heedong Chae

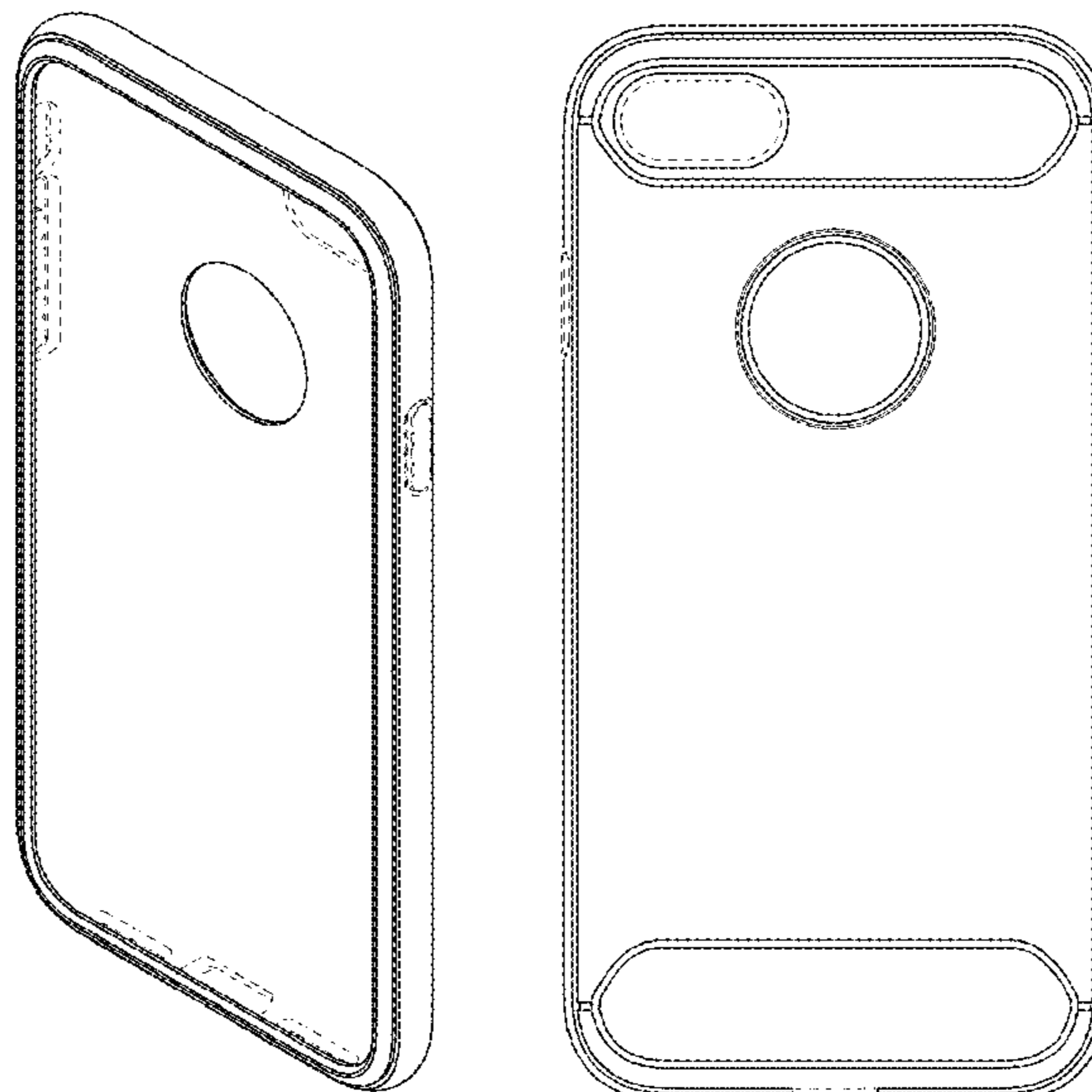
(57) **CLAIM**

The ornamental design for a case for electronic communications device, as shown and described.

**DESCRIPTION**

FIG. 1 is a front perspective view of a case for an electronic communications device showing my new design; FIG. 2 is a rear perspective view thereof; FIG. 3 is a front elevational view thereof; FIG. 4 is a rear elevational view thereof; FIG. 5 is a left side elevational view thereof; FIG. 6 is a right side elevational view thereof; FIG. 7 is a top plan view thereof; and, FIG. 8 is a bottom plan view thereof. The broken lines depict portions of the case that form no part of the claimed design. The broken lines and regions bounded by broken lines form no part of the claimed design. The interior of the case shown in FIGS. 1 and 3 forms no part of the claimed design.

**1 Claim, 8 Drawing Sheets**



(56)

References Cited

U.S. PATENT DOCUMENTS

D721,065 S \* 1/2015 Yoon ..... D14/250  
 D721,067 S \* 1/2015 Su ..... D14/250  
 9,004,275 B2 \* 4/2015 Lee ..... A45C 11/00  
 206/320  
 9,143,181 B1 \* 9/2015 Jia ..... H04B 1/3888  
 D741,845 S 10/2015 Kim  
 D743,389 S 11/2015 Akana  
 D746,275 S 12/2015 Mohammad  
 9,223,346 B2 12/2015 Wilson  
 D748,614 S 2/2016 Ju  
 D749,068 S 2/2016 Zaborski  
 D749,555 S 2/2016 Poon  
 9,247,795 B2 2/2016 Kim  
 9,293,808 B1 3/2016 Roberts  
 D753,099 S \* 4/2016 Kim ..... D14/250  
 D756,340 S \* 5/2016 Babichenko ..... D14/250  
 D763,841 S 8/2016 Kim  
 D764,476 S \* 8/2016 Gleason, III ..... D14/440  
 D765,644 S 9/2016 Witter

D767,553 S 9/2016 Fathollahi  
 D771,607 S \* 11/2016 Kim ..... D14/250  
 D771,608 S 11/2016 Kim  
 D772,209 S 11/2016 Kim  
 D772,854 S \* 11/2016 Igarashi ..... D14/250  
 D772,858 S 11/2016 Hu  
 9,480,318 B2 11/2016 Stiehl  
 D774,498 S 12/2016 Tao  
 D775,112 S 12/2016 Hemesath  
 D775,614 S 1/2017 Kim  
 D777,717 S 1/2017 Kim  
 D779,470 S 2/2017 Kim  
 D781,835 S 3/2017 Kim  
 D781,837 S 3/2017 Kim  
 D781,838 S 3/2017 Kim  
 9,628,133 B2 \* 4/2017 Kim ..... H04B 1/3888  
 9,661,116 B1 \* 5/2017 Chung ..... H04M 1/21  
 2016/0101902 A1 4/2016 Kim  
 2016/0204817 A1 7/2016 Kim  
 2016/0285301 A1 \* 9/2016 Kim ..... H02J 7/025  
 2017/0123217 A1 \* 5/2017 Dukerschein ..... G02B 27/04

\* cited by examiner

FIG. 1




FIG. 2

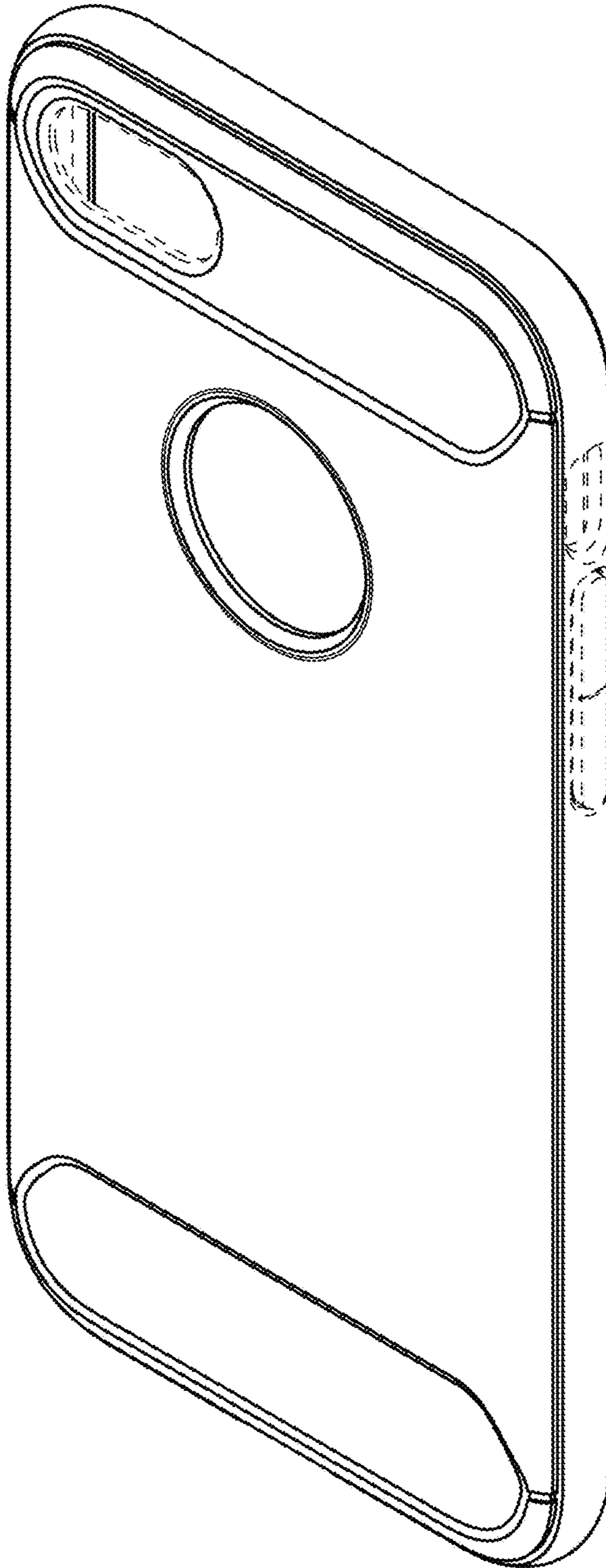




FIG. 3

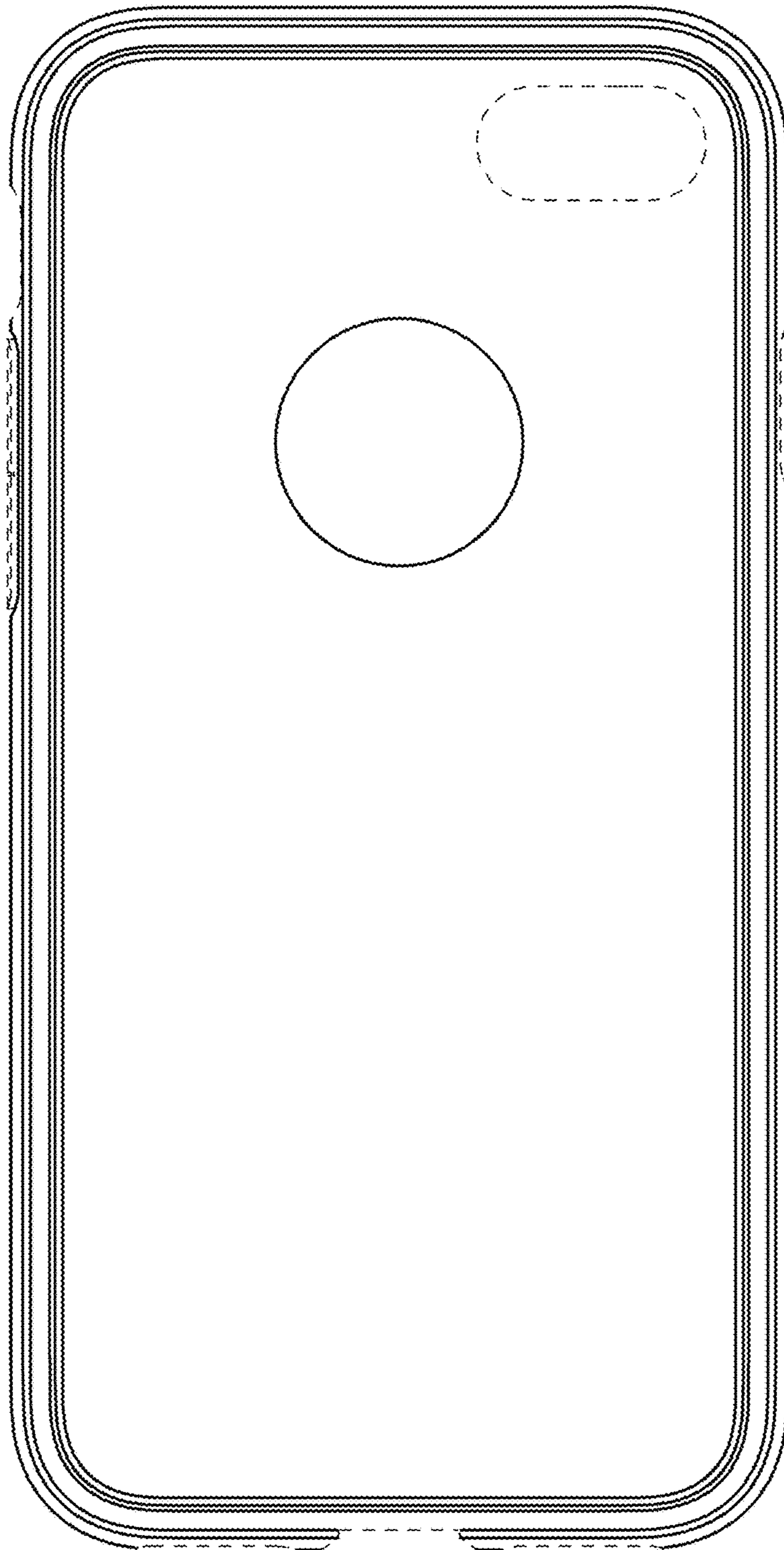


FIG. 4

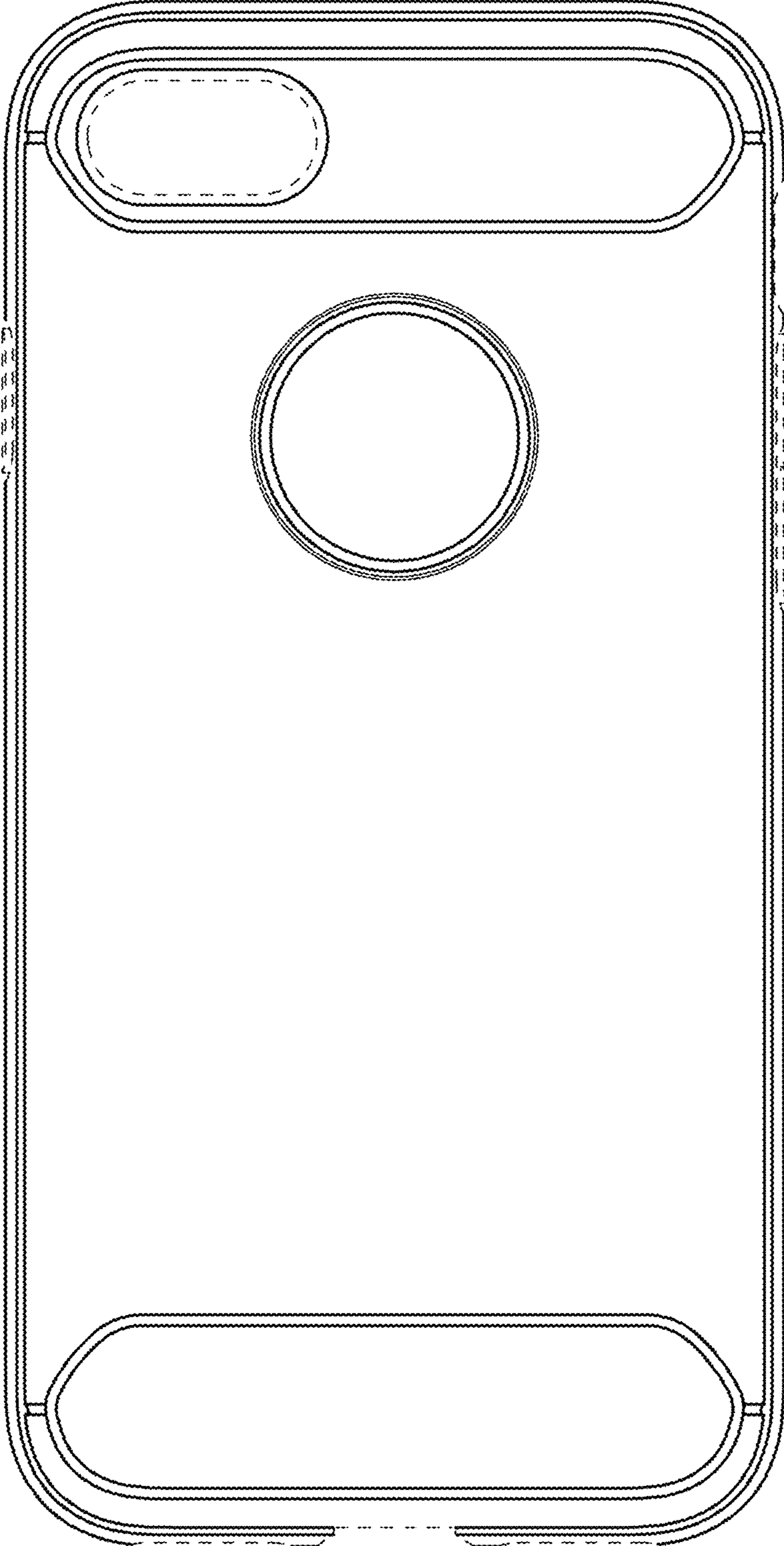


FIG. 5




FIG. 6






FIG. 7




FIG. 8

