



US00D812589S

(12) **United States Design Patent**
Wernblad

(10) **Patent No.:** **US D812,589 S**
(45) **Date of Patent:** **** Mar. 13, 2018**

(54) **HEADBAND INCLUDING AN EARSHAPED EAR PAD**

(71) Applicant: **Sennheiser Communications A/S**,
Ballerup (DK)

(72) Inventor: **Sivert Wernblad**, Ballerup (DK)

(73) Assignee: **SENNHEISER COMMUNICATIONS A/S**,
Ballerup (DK)

(**) Term: **15 Years**

(21) Appl. No.: **29/589,029**

(22) Filed: **Dec. 27, 2016**

(30) **Foreign Application Priority Data**

Jun. 28, 2016 (EM) 003253624-0001
Jun. 28, 2016 (EM) 003253624-0002

(51) **LOC (11) Cl.** **14-01**

(52) **U.S. Cl.**
USPC **D14/205**

(58) **Field of Classification Search**
USPC D14/205, 223; D29/112; 181/129, 130,
181/135; 379/430, 431; 455/90.3, 575.1,
455/569.1; 381/380, 381, 374, 375
CPC H04R 1/1066; H04R 1/1016; H04R 1/10;
H04R 25/00; H04R 5/033; H04R 5/0335
See application file for complete search history.

(56) **References Cited**

U.S. PATENT DOCUMENTS

1,066,511 A * 7/1913 Markoff A61F 11/14
128/866
1,606,165 A * 11/1926 Glenn H01B 7/04
123/633
1,878,397 A * 9/1932 Hekler A45D 44/12
128/866

2,314,782 A * 3/1943 Goretsky A61F 11/06
2/209
2,402,480 A * 6/1946 Zarth H04R 1/14
381/151
2,570,675 A * 10/1951 Morris A45D 44/12
128/866
2,593,892 A * 4/1952 Kindel A42B 3/166
128/866
3,073,410 A * 1/1963 Gongoll A61F 11/14
128/867
3,525,103 A * 8/1970 Yonan A61F 11/06
2/174
4,597,469 A * 7/1986 Nagashima H04R 5/0335
181/129

(Continued)

Primary Examiner — Paula Allen Greene

(74) *Attorney, Agent, or Firm* — Birch, Stewart, Kolasch
& Birch, LLP

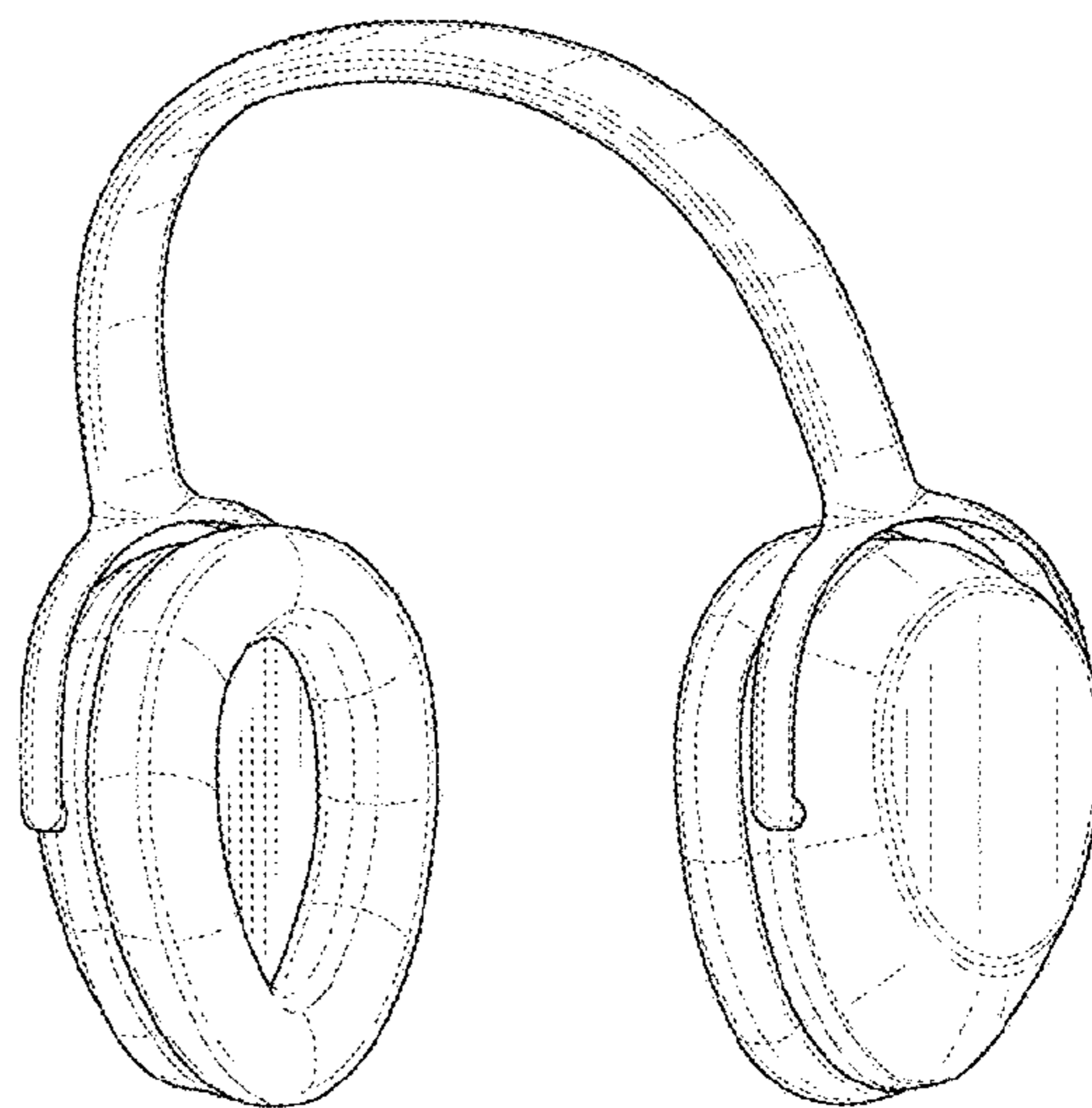
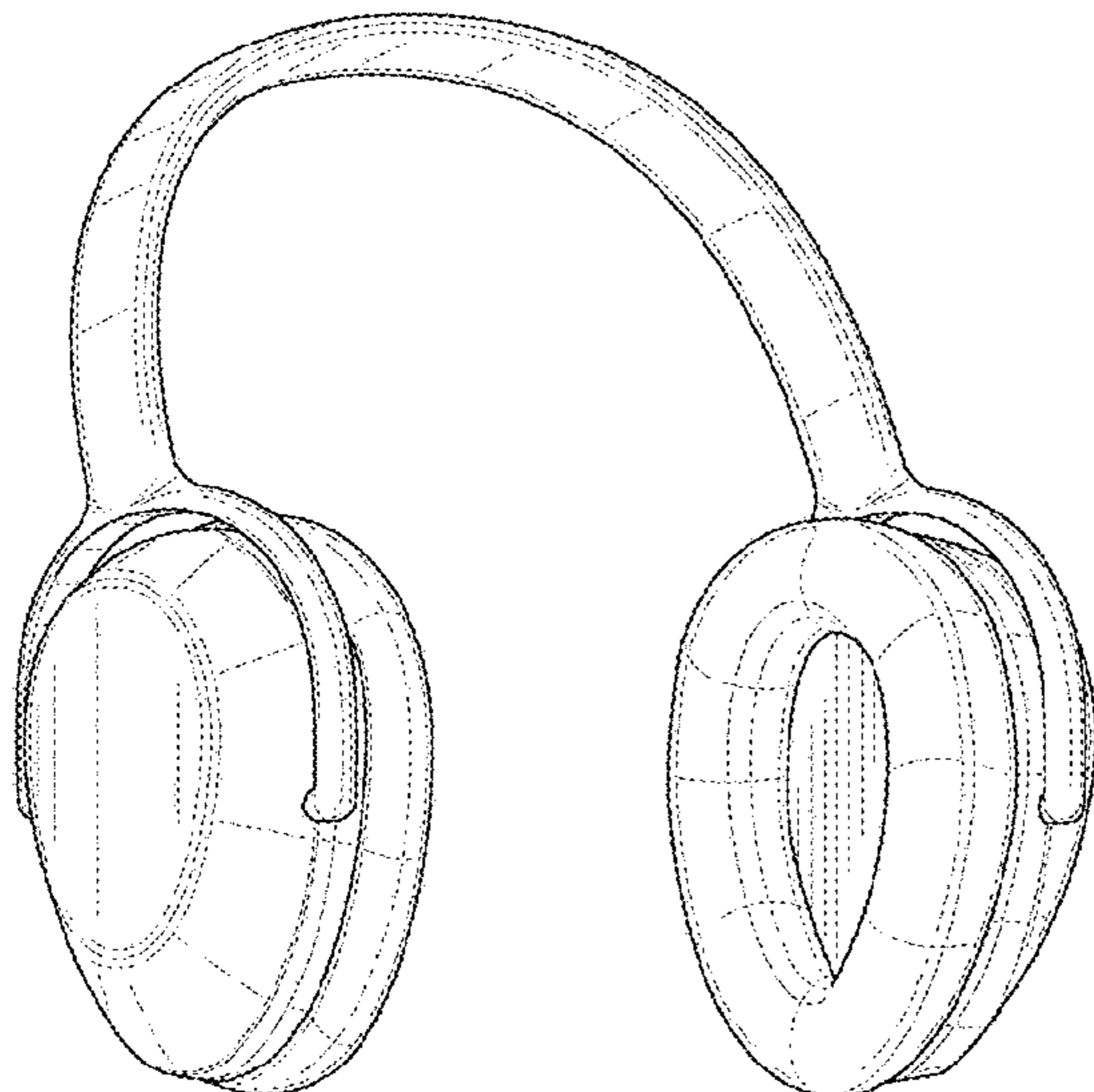
(57) **CLAIM**

The ornamental design for headband including an earshaped ear pad, as shown and described.

DESCRIPTION

FIG. 1 is a left side perspective view of the headband including an earshaped ear pad;
FIG. 2 is a right side perspective view of the headband including an earshaped ear pad;
FIG. 3 is a front view of the headband including an earshaped ear pad;
FIG. 4 is a rear view of the headband including an earshaped ear pad;
FIG. 5 is a left side view of the headband including an earshaped ear pad;
FIG. 6 is a right side view of the headband including an earshaped ear pad;
FIG. 7 is a top of the headband including an earshaped ear pad; and,
FIG. 8 is a bottom of the headband including an earshaped ear pad.

1 Claim, 8 Drawing Sheets



(56)

References Cited

U.S. PATENT DOCUMENTS

D300,133 S * 3/1989 Daidoh D14/205
 D311,074 S * 10/1990 Scott D29/112
 D328,074 S * 7/1992 Yamazaki D14/205
 D328,461 S * 8/1992 Daido D14/205
 D338,010 S * 8/1993 Yamatogi D14/205
 5,751,825 A * 5/1998 Myers G04F 5/025
 381/118
 D410,466 S * 6/1999 Mouri D14/205
 D427,382 S * 6/2000 Leight D29/112
 6,445,805 B1 * 9/2002 Grugel H04R 5/0335
 181/129
 D512,708 S * 12/2005 Harris, Jr. D14/205
 D520,492 S * 5/2006 Chen D14/205
 D534,155 S * 12/2006 Obata D14/205
 D540,301 S * 4/2007 Obata D14/205
 D541,255 S * 4/2007 Taylor D14/205
 D541,257 S * 4/2007 Thursfield D14/205
 D557,685 S * 12/2007 Lee D14/205
 D563,382 S * 3/2008 Wikel D14/205
 D585,871 S * 2/2009 Lee D14/205

D594,847 S * 6/2009 Suzuki D14/205
 D604,269 S * 11/2009 Choe D14/205
 D605,629 S * 12/2009 Suwalski D14/206
 D616,419 S * 5/2010 Suwalski D14/206
 D616,865 S * 6/2010 Marchand D14/205
 D623,627 S * 9/2010 Alden D14/205
 7,865,974 B1 * 1/2011 Heller A61F 11/06
 2/209
 8,098,872 B2 * 1/2012 Chang H04R 1/1075
 381/370
 D677,243 S * 3/2013 Kitayama D14/205
 D683,329 S * 5/2013 Hagelin D14/205
 D721,052 S * 1/2015 Carr D14/205
 D733,090 S * 6/2015 Petersen D14/205
 D741,289 S * 10/2015 Schaal D14/205
 D758,337 S * 6/2016 Szymanski D14/205
 D765,055 S * 8/2016 Hsieh D14/205
 D789,327 S * 6/2017 Miyake D14/205
 D800,691 S * 10/2017 Ando D14/205
 2003/0182713 A1 * 10/2003 Rolla H04R 1/1066
 2/209
 2010/0310093 A1 * 12/2010 Semcken H04R 1/1058
 381/104

* cited by examiner

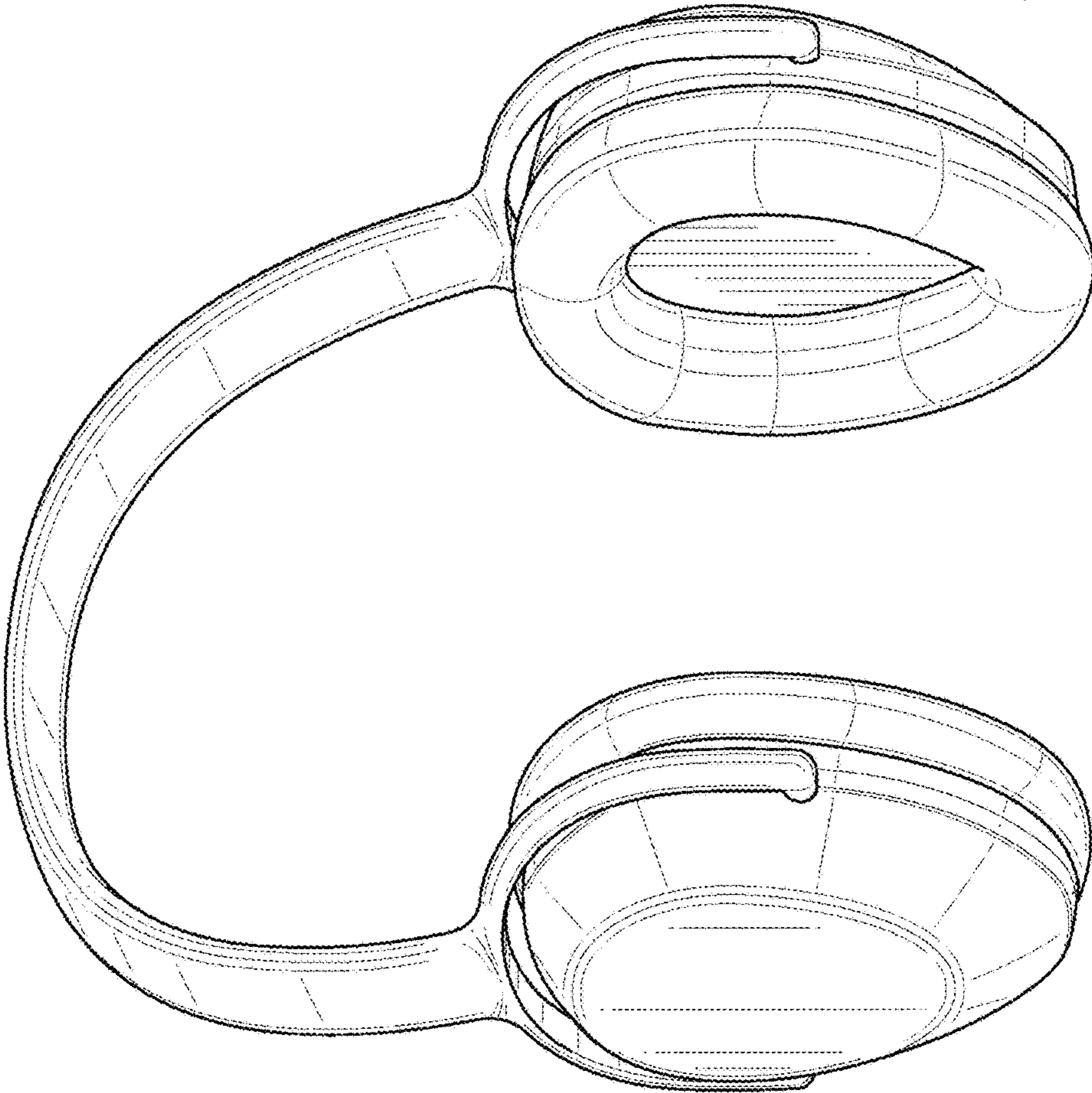


FIG. 1

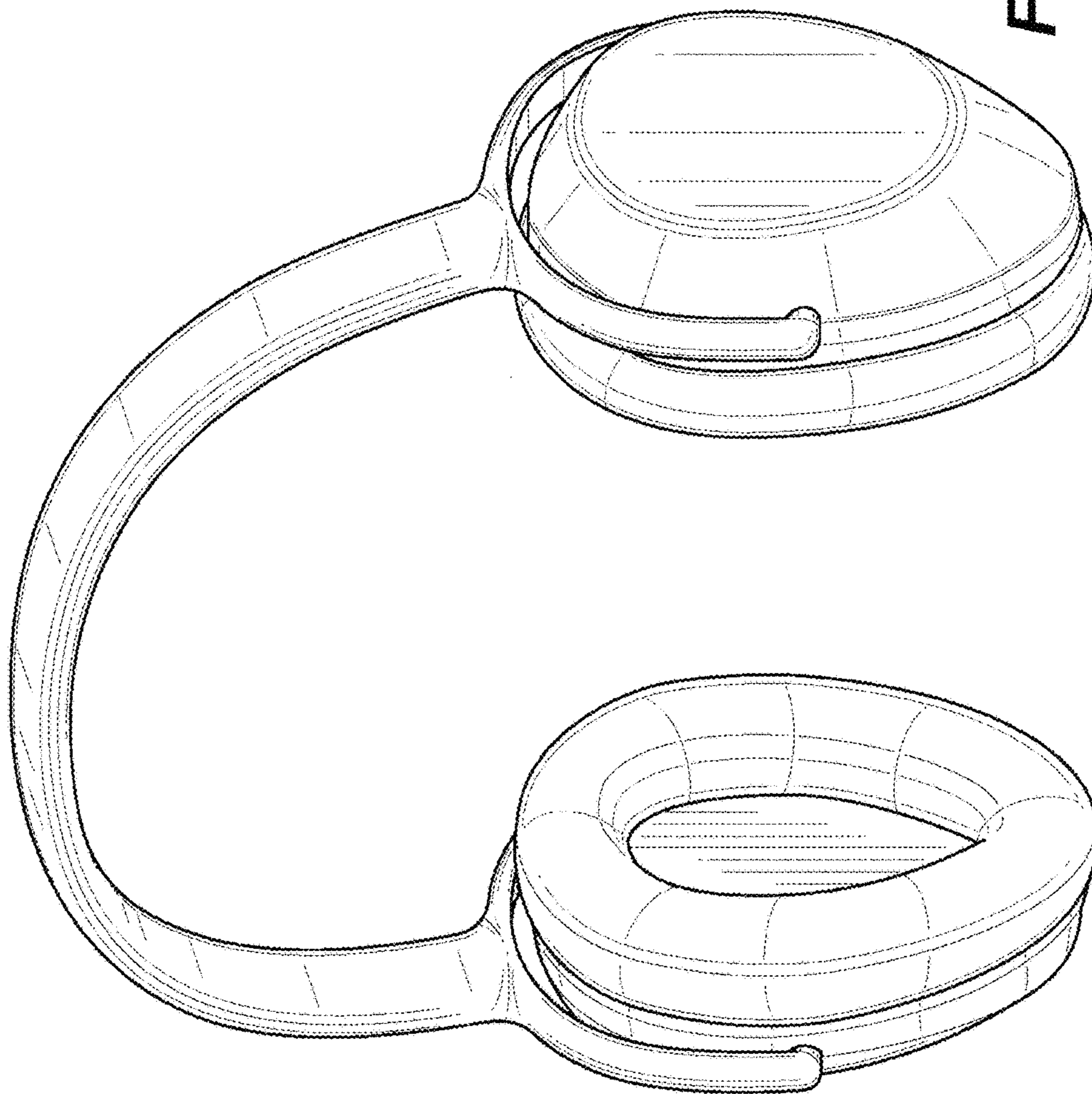


FIG. 2

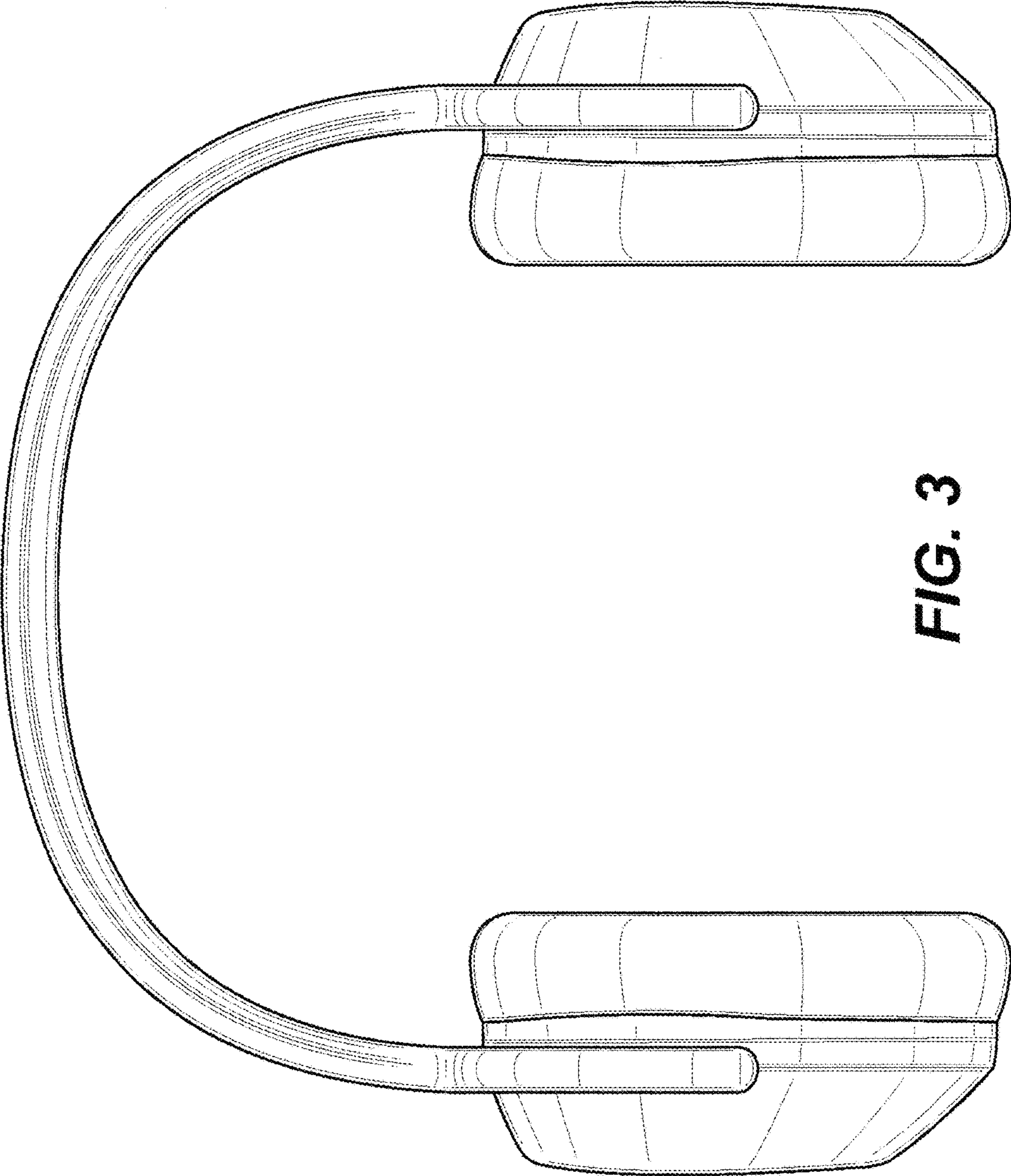


FIG. 3

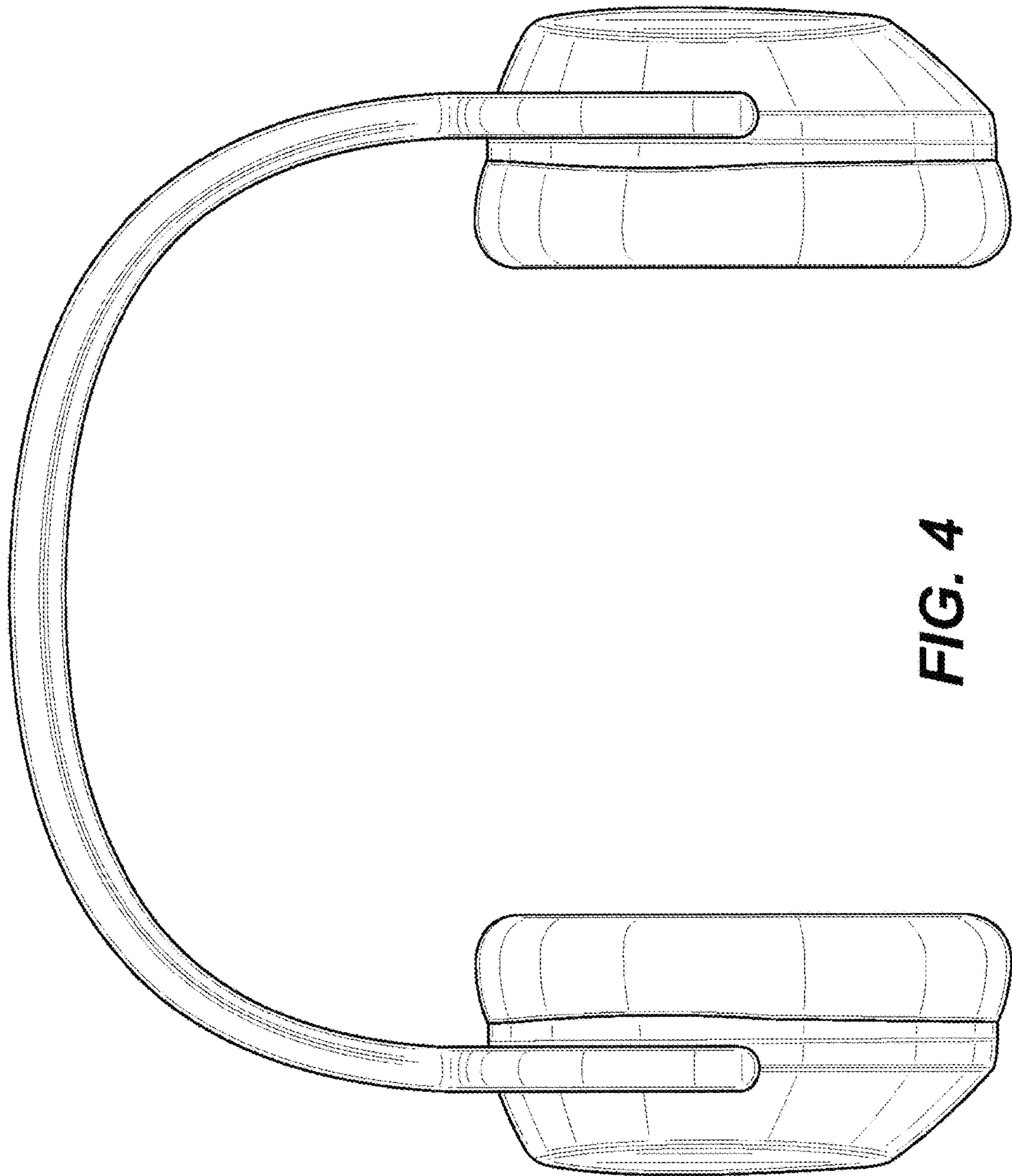


FIG. 4

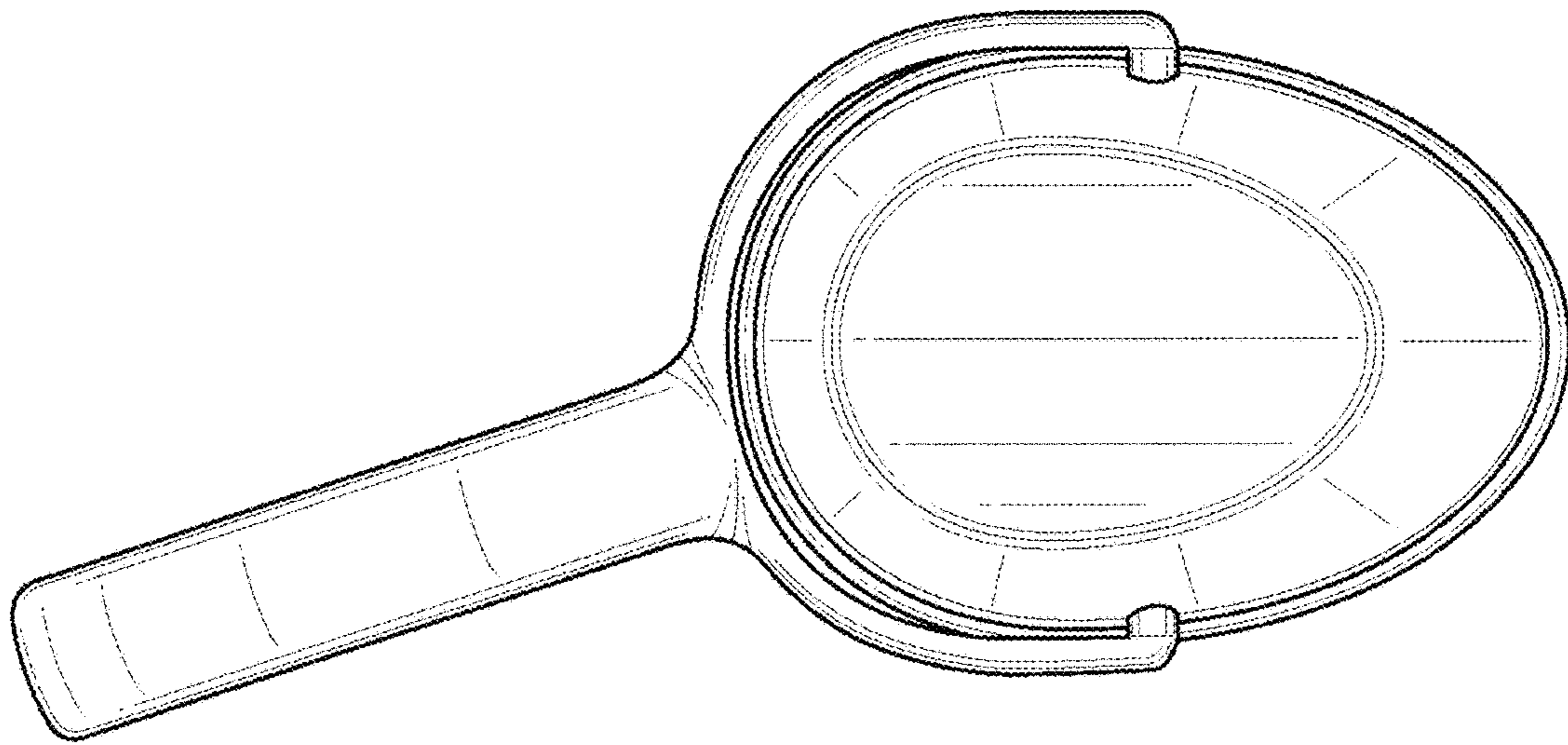


FIG. 5

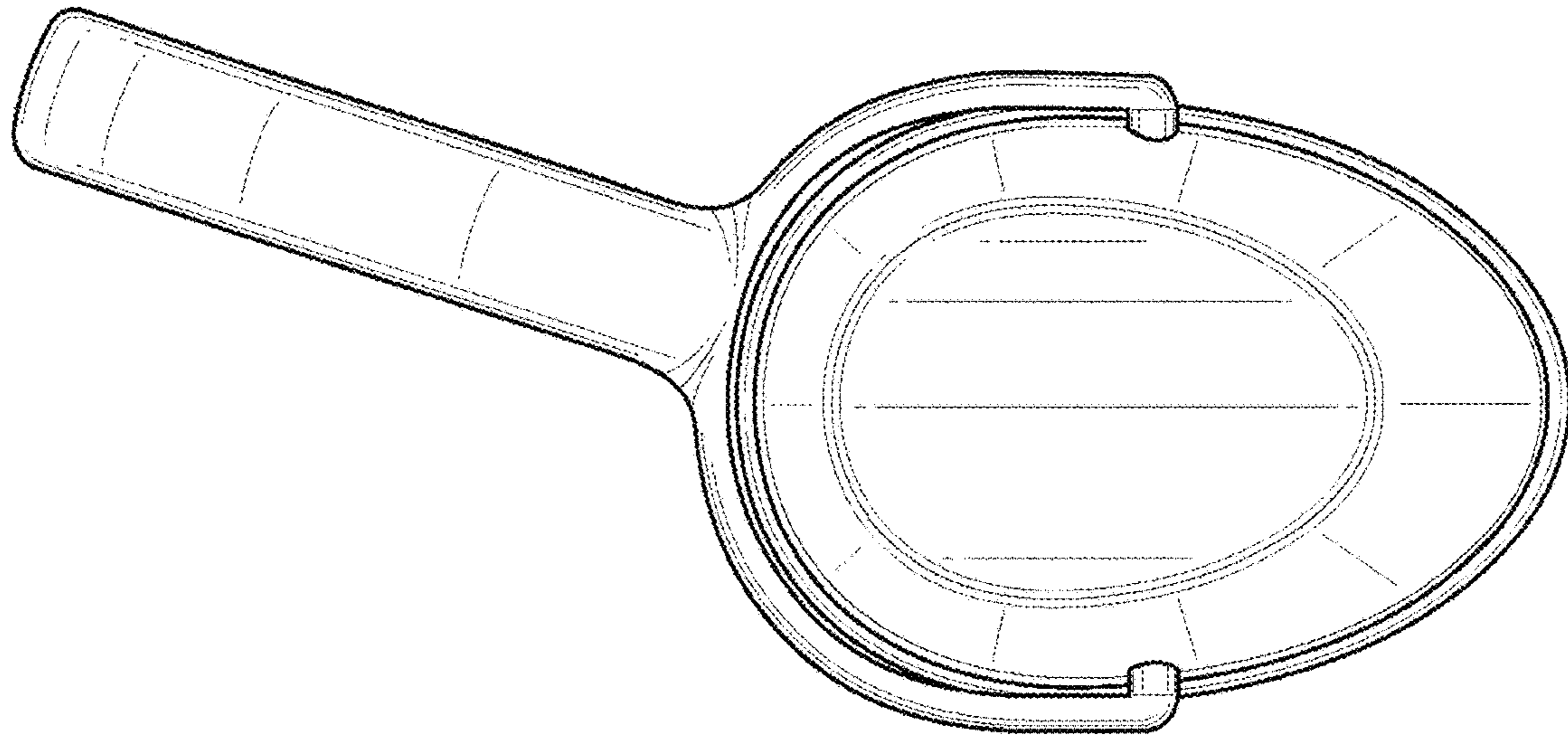


FIG. 6

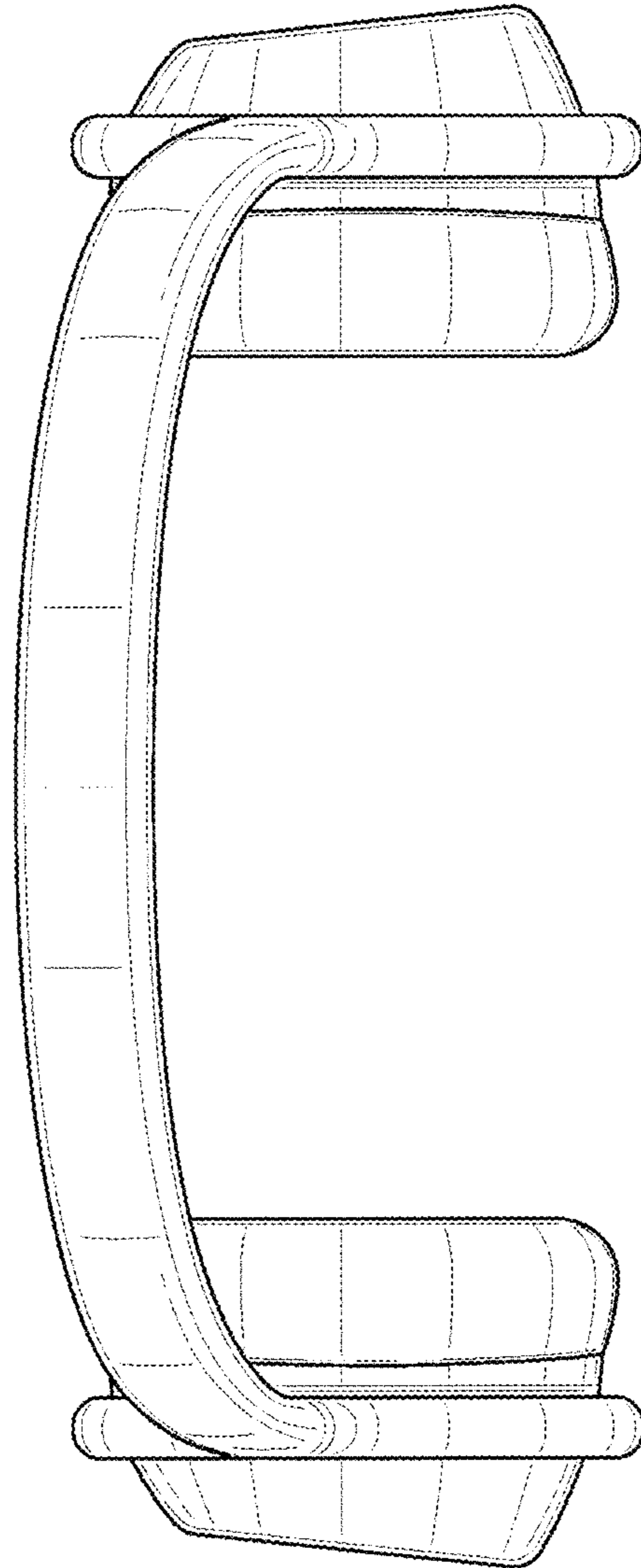


FIG. 7

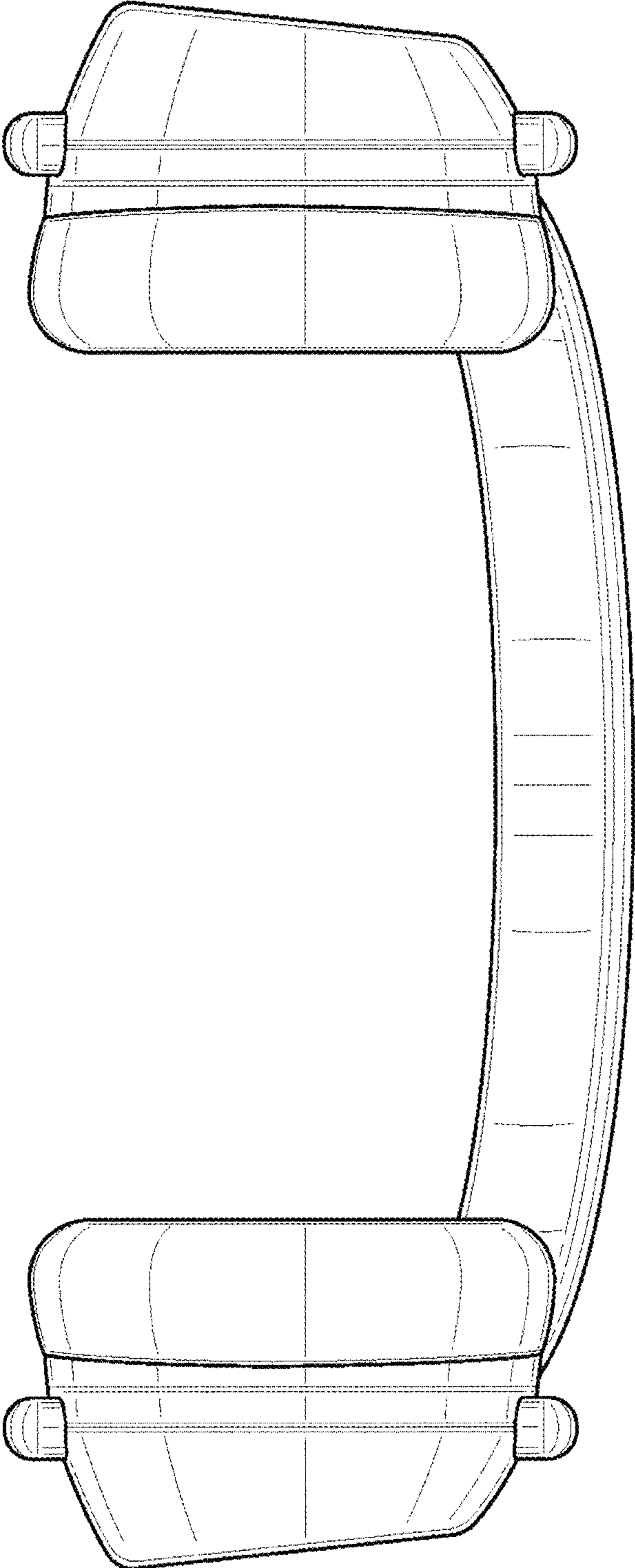


FIG. 8