



US00D812586S

(12) **United States Design Patent** (10) **Patent No.:** **US D812,586 S**
Zhu (45) **Date of Patent:** **** Mar. 13, 2018**

(54) **MOBILE PHONE**
(71) Applicant: **ZTE CORPORATION**, Guangdong (CN)

(72) Inventor: **Siwei Zhu**, Guangdong (CN)

(73) Assignee: **ZTE Corporation**, Shenzhen, Guangdong (CN)

(**) Term: **15 Years**

(21) Appl. No.: **35/501,809**

(22) Filed: **Jul. 13, 2016**

(80) **Hague Agreement Data**

Int. Filing Date: **Jul. 13, 2016**
Int. Reg. No.: **DM/093007**
Int. Reg. Date: **Jul. 13, 2016**
Int. Reg. Pub. Date: **Oct. 28, 2016**

(30) **Foreign Application Priority Data**

Mar. 9, 2016 (CN) 2016 3 0065872
Mar. 11, 2016 (CN) 2016 3 0069252

(51) **LOC (11) Cl.** **14-03**

(52) **U.S. Cl.**
USPC **D14/138 G**

(58) **Field of Classification Search**

USPC D14/138 C, 138 G, 138 AA
CPC H04M 1/0202; H04M 1/0235; H04M 1/0237; H04M 1/0239; H04M 1/0266; H04M 1/0268; H04M 1/0295

See application file for complete search history.

(56) **References Cited**

U.S. PATENT DOCUMENTS

D732,513 S * 6/2015 Ryu D14/138 C
D738,871 S * 9/2015 Ryu D14/138 C
D782,435 S * 3/2017 Yuan D14/138 AA

D784,278 S * 4/2017 Yoon D14/138 AA
D784,946 S * 4/2017 Jun D14/138 AA
D787,466 S * 5/2017 Nishikawa D14/138 G

(Continued)

Primary Examiner — George D Kirschbaum

(74) *Attorney, Agent, or Firm* — Oppedahl Patent Law Firm LLC

(57) **CLAIM**

The ornamental design for a mobile phone, as shown and described.

DESCRIPTION

1.-2. Mobile Phone

1.1 : Perspective

1.2 : Front

1.3 : Back

1.4 : Left

1.5 : Right

1.6 : Top

1.7 : Bottom

1.8 : Perspective

2.1 : Perspective

2.2 : Front

2.3 : Back

2.4 : Left

2.5 : Right


2.6 : Top

2.7 : Bottom

2.8 : Perspective

Fig. 1.1 is a perspective view of a mobile phone showing a first embodiment of our new design; fig. 1.2 is a front view thereof; fig. 1.3 is a back view thereof; fig. 1.4 is a left side view thereof; fig. 1.5 is a right side view thereof; fig. 1.6 is a top view thereof; fig. 1.7 is a bottom view thereof; fig. 1.8 is another perspective view thereof; fig. 2.1 is a perspective view of a mobile phone showing a second embodiment of our new design; fig. 2.2 is a front view thereof; fig. 2.3 is a back view thereof; fig. 2.4 is a left side view thereof; fig. 2.5

(Continued)



is a right side view thereof; fig. 2.6 is a top view thereof; fig. 2.7 is a bottom view thereof; fig. 2.8 is another perspective view thereof.

1 Claim, 16 Drawing Sheets

(56)


References Cited

U.S. PATENT DOCUMENTS


D791,730 S *	7/2017	Li	D14/138 G
D792,366 S *	7/2017	Zhang	D14/138 G
D793,981 S *	8/2017	Seo	D14/138 G
D795,213 S *	8/2017	Kim	D14/138 G
D795,827 S *	8/2017	Seo	D14/138 G
D795,829 S *	8/2017	Seo	D14/138 G
D797,071 S *	9/2017	Seo	D14/138 G
D797,697 S *	9/2017	Lee	D14/138 G
D798,260 S *	9/2017	Seo	D14/138 G

* cited by examiner


1.1




1.2




1.3




1.4



1.5



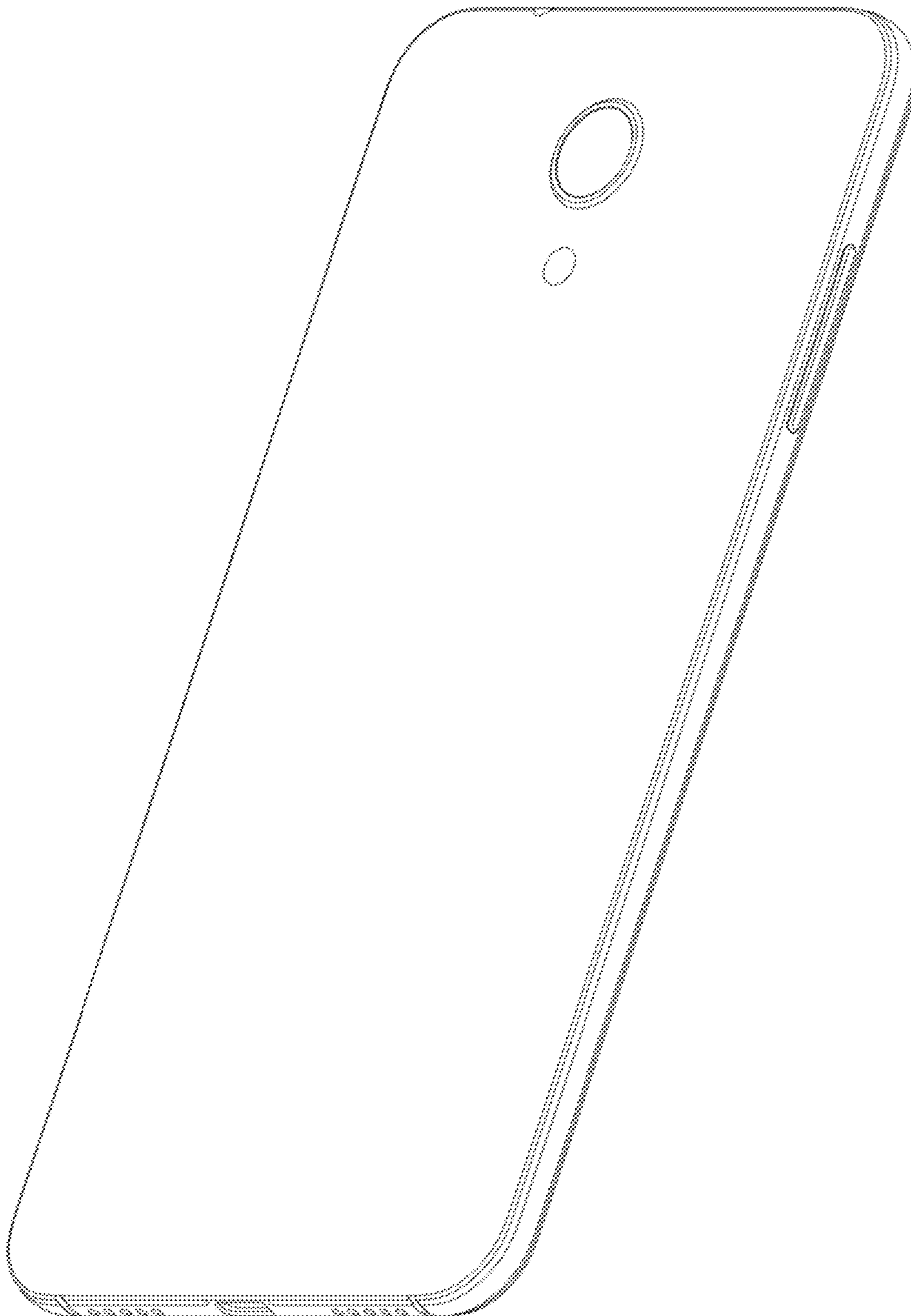
1.6




1.7




1.8




2.1




2.2




2.3




2.4



2.5



2.6



2.7



2.8

