



US00D812579S

(12) **United States Design Patent**
Einaudi et al.

(10) **Patent No.:** **US D812,579 S**
(45) **Date of Patent:** **** Mar. 13, 2018**

(54) **HIGH-DEFINITION MULTIMEDIA
INTERFACE SWITCH**

D530,316 S * 10/2006 Hsu D14/240
D540,747 S * 4/2007 Gerard D13/158
D541,753 S * 5/2007 Gerard D13/158

(71) Applicant: **Caavo Inc**, Milpitas, CA (US)

(Continued)

(72) Inventors: **Andrew E. Einaudi**, San Francisco, CA (US); **Ashish D. Aggarwal**, Stevenson Ranch, CA (US); **Susan McKinney**, San Francisco, CA (US); **Erik Askin**, San Francisco, CA (US); **Gadi Amit**, San Mateo, CA (US); **Ellise N. Smolenyak**, San Francisco, CA (US)

OTHER PUBLICATIONS

Meet Caavo—the Designed in India Set-Top Box That Wants to Rule Them All. gadgets.ndtv.com. [online] 6 pgs. Posted Feb. 28, 2017 [retrieved on Jun. 19, 2017] <http://gadgets.ndtv.com/tv/features/meet-caavo-the-designed-in-india-set-top-box-that-wants-to-rule-them-a11-1664562>.*

(Continued)

(73) Assignee: **Caavo Inc**, Milpitas, CA (US)

Primary Examiner — Susan Bennett Hattan

Assistant Examiner — Marie D. Fast Horse

(**) Term: **15 Years**

(74) *Attorney, Agent, or Firm* — Fiala & Weaver P.L.L.C.

(21) Appl. No.: **29/550,588**

(57) **CLAIM**

(22) Filed: **Jan. 5, 2016**

The ornamental design for a high-definition multimedia interface switch, as shown and described.

(51) **LOC (11) Cl.** **14-03**

(52) **U.S. Cl.**
USPC **D14/125**; D14/496; D14/357

DESCRIPTION

(58) **Field of Classification Search**
USPC D14/356–358, 383–385, 388, 389, 432, D14/433, 434, 472, 474, 496, 125, 155, D14/159, 168, 203.1, 203.7, 240, 243, D14/299, 218; D13/123, 158, 162, 162.1, D13/163, 164, 168, 184, 199; D10/46, D10/49, 75, 104.1, 106.1, 106.95
CPC H04N 21/00; H04N 21/20; H04N 21/40; H04N 7/14; H04N 5/4403; H04L 12/18; G06F 1/1632

FIG. 1 is a top and front perspective view of a high-definition multimedia interface switch showing the new design;
FIG. 2 is a top and left-side perspective view thereof;
FIG. 3 is a top view thereof;
FIG. 4 is a bottom view thereof;
FIG. 5 is a front view thereof;
FIG. 6 is a back view thereof; and,
FIG. 7 is a left-side view thereof.

See application file for complete search history.

Please note that the broken lines shown in the drawings represent portions of the high-definition multimedia interface switch that are included for illustrative purposes only and form no part of the claimed design.

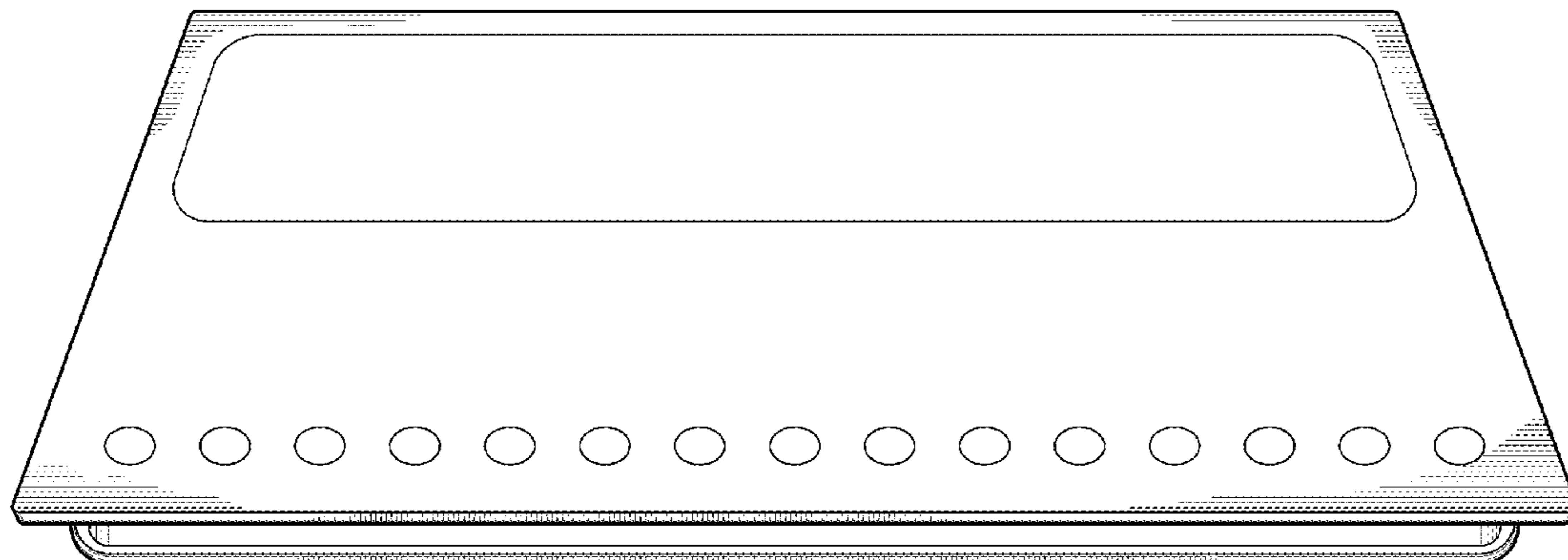
The claim is directed to the design shown in solid line and the unshaded surfaces shown between the broken lines and solid lines in FIG. 4 form no part of the claimed design.

(56) **References Cited**

U.S. PATENT DOCUMENTS

D359,954 S * 7/1995 Shimizu D14/388
D420,662 S * 2/2000 Amron D14/203.7
D449,608 S * 10/2001 Chang D14/357
D496,545 S * 9/2004 McDiarmid D6/675.1

1 Claim, 6 Drawing Sheets



(56)

References Cited

U.S. PATENT DOCUMENTS

D563,334	S	*	3/2008	Wang	D14/125
D572,674	S	*	7/2008	Paradise	D14/125
D574,823	S	*	8/2008	Wung	D14/240
D608,785	S	*	1/2010	Hsu	D14/388
D623,154	S	*	9/2010	Tu	D14/125
D635,978	S	*	4/2011	Chen	D14/434
D641,722	S	*	7/2011	Luo	D14/125
D659,659	S	*	5/2012	Huang	D14/125
D660,799	S	*	5/2012	Grunwald	D13/123
D661,252	S	*	6/2012	Grunwald	D13/123
D661,254	S	*	6/2012	Grunwald	D13/123
D661,670	S	*	6/2012	Huang	D14/125
D666,150	S	*	8/2012	Grunwald	D13/123
D689,858	S	*	9/2013	Lo	D14/357
D707,226	S	*	6/2014	DePaula	D14/357
D721,665	S	*	1/2015	Klepper	D14/125
D735,684	S	*	8/2015	Zealer	D14/125
D740,770	S	*	10/2015	Won	D14/125
D750,083	S	*	2/2016	Chow	D14/434
D761,359	S	*	7/2016	Wormser	D20/43
D763,262	S	*	8/2016	Hallar	D14/434
D781,795	S	*	3/2017	Waterfall	D14/125
2010/0095042	A1	*	4/2010	Thordarson	G06F 1/1632 710/303

OTHER PUBLICATIONS

Set-top boxes. (Design—© Questel). orbit.com. [online PDF] 10 pgs. Print Dates range Apr. 15, 2014 through Sep. 12, 2016 [retrieved on Jun. 19, 2017] <https://sobjprd.questel.fr/export/QPTUJ214/pdf2/7726500e-8b02-4bd9-a838-ab0d4faab85c-181710.pdf>.*

* cited by examiner




FIG. 1

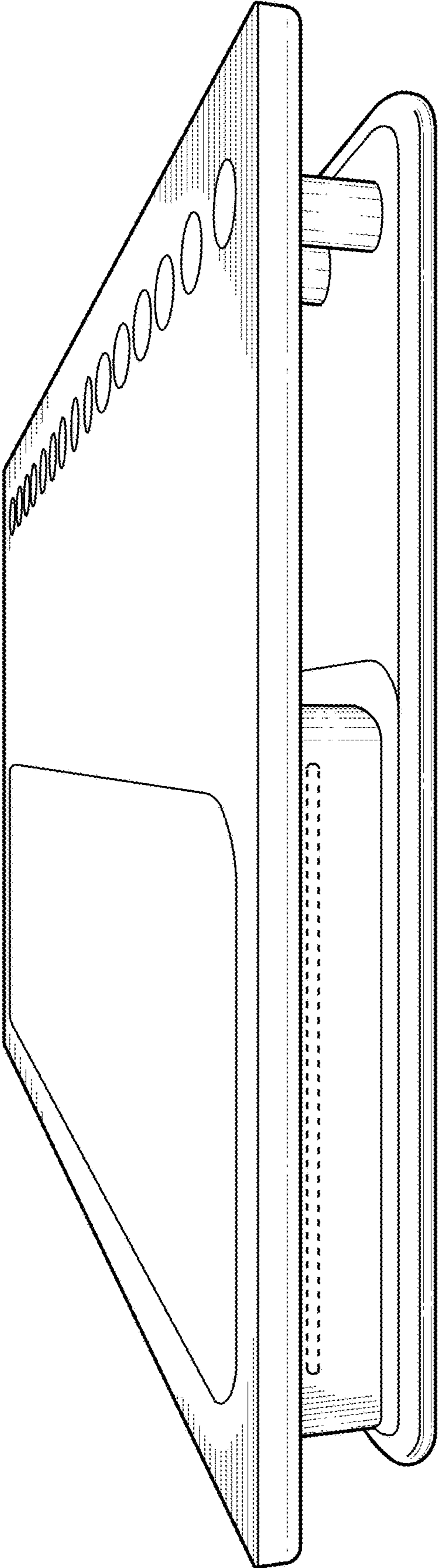


FIG. 2




FIG. 3




FIG. 4

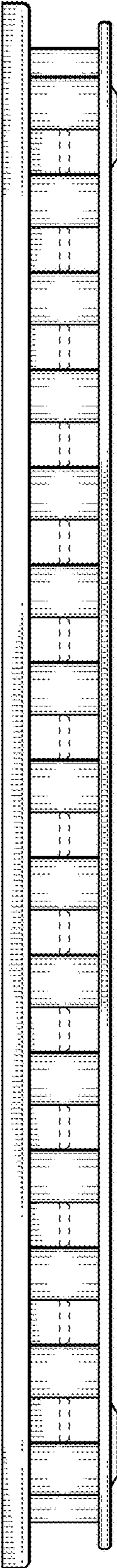


FIG. 5

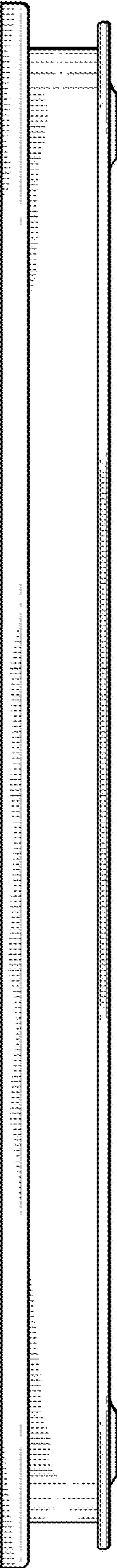


FIG. 6

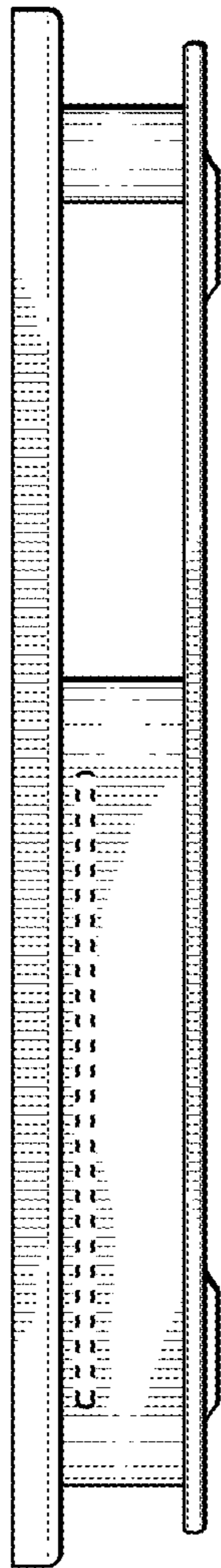


FIG. 7