



US00D812553S

(12) **United States Design Patent**
Anderson et al.

(10) **Patent No.:** **US D812,553 S**
(45) **Date of Patent:** **** *Mar. 13, 2018**

(54) **POCKET SOLAR PANEL CHARGER**

Primary Examiner — Derrick E Holland

(71) Applicant: **World Panel, Inc.**, Boulder, CO (US)

(57) **CLAIM**

The ornamental design for a pocket solar panel charger, as shown and described.

(72) Inventors: **John Augustus Anderson**, Superior, CO (US); **Nathan Daniel Cook**, Denver, CO (US)

DESCRIPTION

(73) Assignee: **SunStream Technology, Inc.**, Westminster, CO (US)

FIG. 1 is a front perspective view of a pocket solar panel charger;

(*) Notice: This patent is subject to a terminal disclaimer.

FIG. 2 is a front view thereof;

FIG. 3 is a back view thereof;

(**) Term: **14 Years**

FIG. 4 is a top view thereof;

FIG. 5 is a bottom view thereof;

(21) Appl. No.: **29/518,941**

FIG. 6 is a right-side view thereof;

(22) Filed: **Feb. 27, 2015**

FIG. 7 is a left-side view thereof;

FIG. 8 is a front perspective view of a second embodiment of a pocket solar panel charger;

Related U.S. Application Data

FIG. 9 is a front view thereof;

(63) Continuation-in-part of application No. 29/501,403, filed on Sep. 4, 2014, now Pat. No. Des. 751,032.

FIG. 10 is a back view thereof;

(51) **LOC (11) Cl.** **13-02**

FIG. 11 is a top view thereof;

(52) **U.S. Cl.**

USPC **D13/102**

FIG. 12 is a bottom view thereof;

(58) **Field of Classification Search**

USPC D13/102, 103, 104, 107, 110, 118, 119, D13/184, 199

FIG. 13 is a right-side view thereof;

FIG. 14 is a left-side view thereof;

FIG. 15 is a front perspective view of a third embodiment of a pocket solar panel charger;

(Continued)

FIG. 16 is a front view thereof;

FIG. 17 is a back view thereof;

FIG. 18 is a top view thereof;

FIG. 19 is a bottom view thereof;

FIG. 20 is a right-side view thereof;

FIG. 21 is a left-side view thereof;

FIG. 22 is a front perspective view of a fourth embodiment of a pocket solar panel charger;

References Cited

U.S. PATENT DOCUMENTS

D255,522 S * 6/1980 Quigley, Jr. 5/53.1

D389,454 S * 1/1998 Mori D13/102

(Continued)

FIG. 23 is a front view thereof;

FIG. 24 is a back view thereof;

FIG. 25 is a top view thereof;

FIG. 26 is a bottom view thereof;

FIG. 27 is a right-side view thereof; and,

FIG. 28 is a left-side view thereof.

FOREIGN PATENT DOCUMENTS


CN 301393269 S 11/2010

CN 302392747 S 4/2013

(Continued)

The broken lines shown represent unclaimed subject matter and form no part of the claimed design.

1 Claim, 12 Drawing Sheets



(58) **Field of Classification Search**

CPC Y02B 10/12; Y02E 10/50; Y02E 10/544;
H02S 30/10; H02S 20/04; H01L 31/042;
H01L 31/048; H01L 31/02008

See application file for complete search history.

(56) **References Cited**

U.S. PATENT DOCUMENTS

D391,921	S	*	3/1998	Zimmer	D13/102
6,476,311	B1	*	11/2002	Lee	H02J 7/355 136/244
D467,225	S	*	12/2002	Sudo	D13/102
D510,316	S		10/2005	Hayakawa		
D560,606	S	*	1/2008	McClintock	D13/102
D582,842	S	*	12/2008	Wei	D13/102
D628,534	S	*	12/2010	Daniel	D13/102
D652,376	S	*	1/2012	Nomi	D13/102
D695,213	S	*	12/2013	Anderson	D13/102
D724,012	S	*	3/2015	Zhan	D13/102
D745,845	S	*	12/2015	Anderson	D13/102
2005/0103376	A1	*	5/2005	Matsushita	H02S 30/10 136/251

FOREIGN PATENT DOCUMENTS

CN	302414398	S	4/2013
CN	302496662	S	7/2013
JP	20102680	S	8/2010
JP	20102681	S	11/2010
JP	20107153	S	1/2011
JP	201023327	S	5/2011
KR	3020070017579		11/2007

* cited by examiner

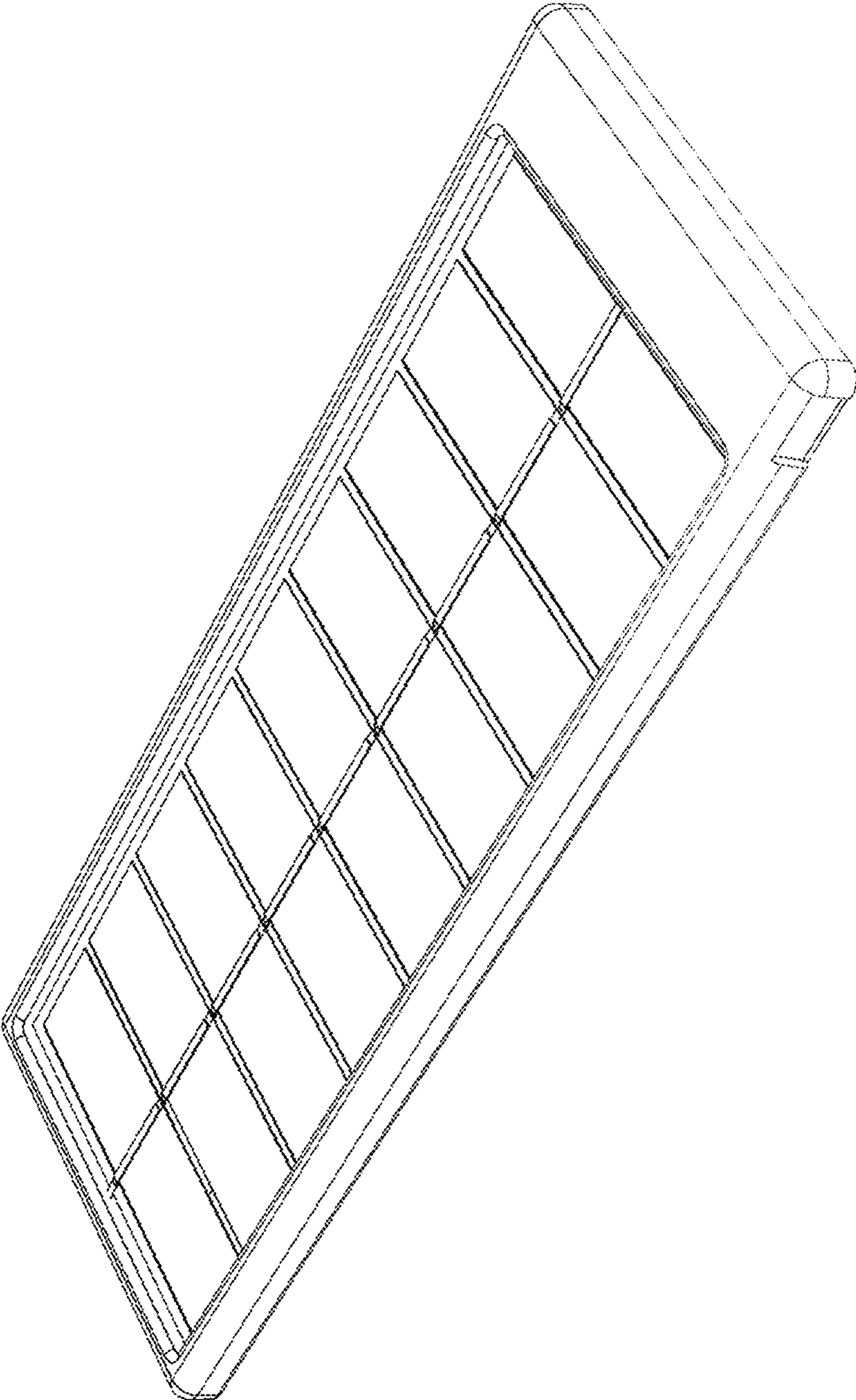


FIG. 1




FIG. 2




FIG. 3




FIG. 4




FIG. 6




FIG. 7




FIG. 5

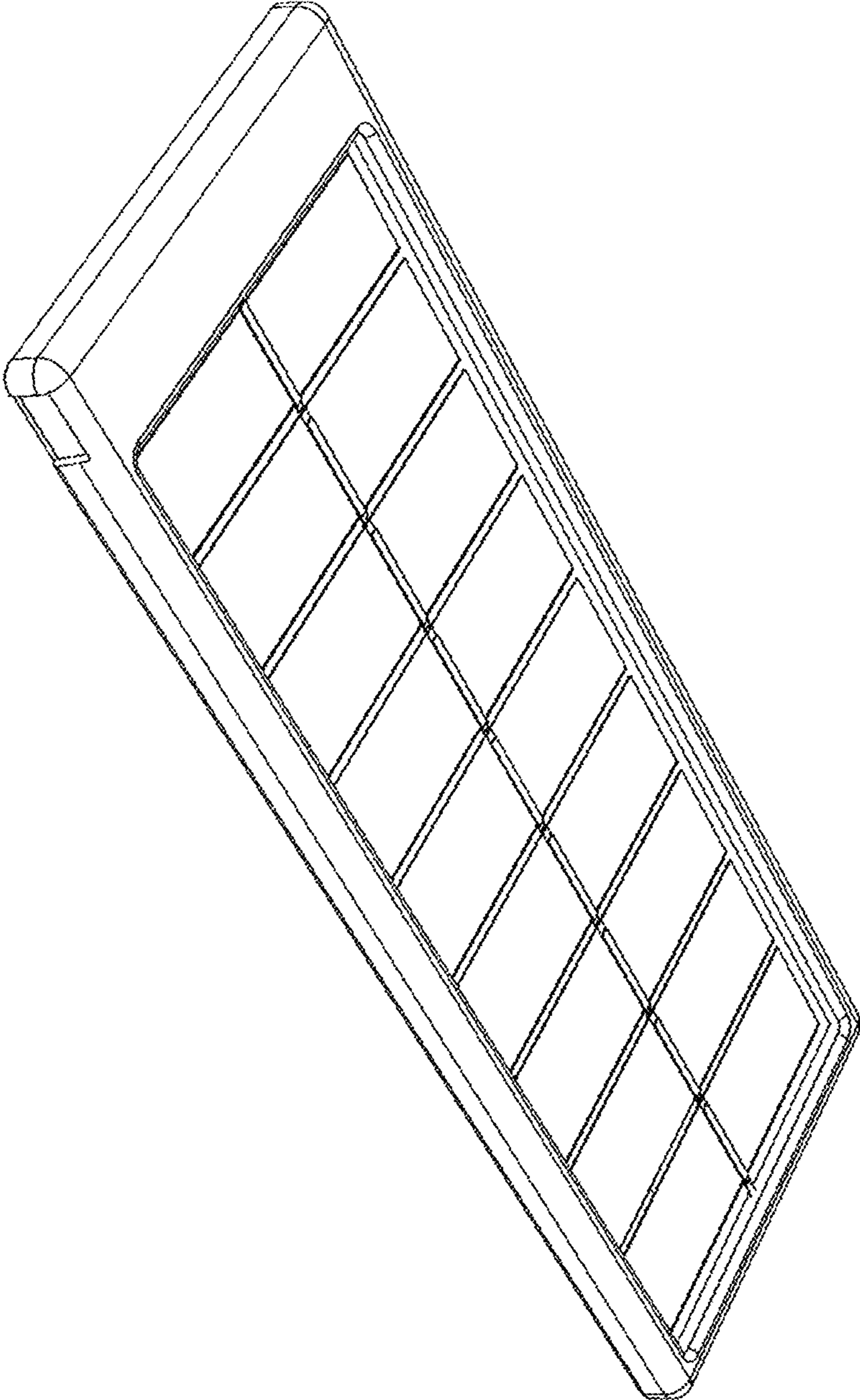


FIG. 8




FIG. 9




FIG. 10




FIG. 11




FIG. 13




FIG. 14




FIG. 12

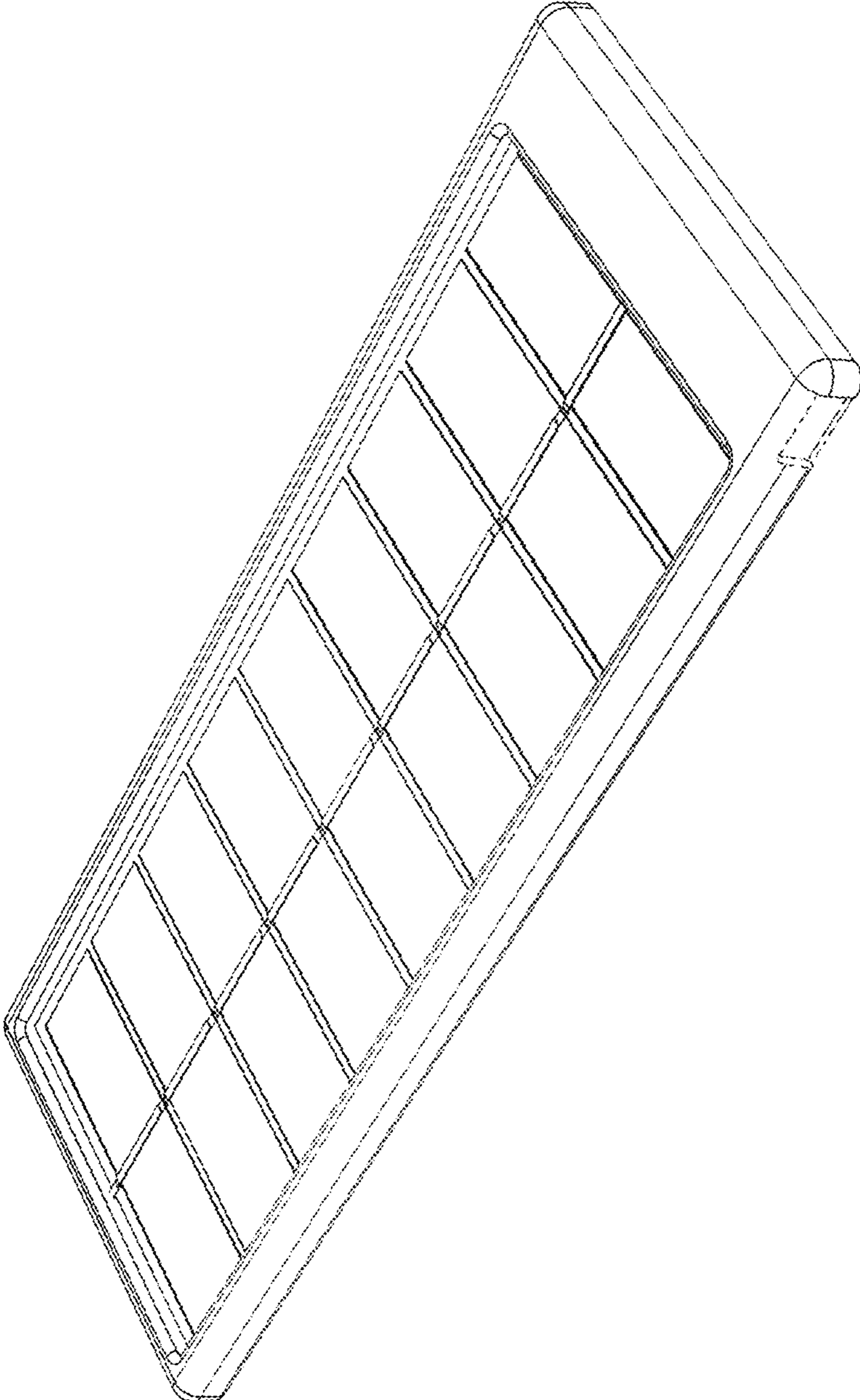


FIG. 15




FIG. 16




FIG. 17




FIG. 18




FIG. 20




FIG. 21




FIG. 19

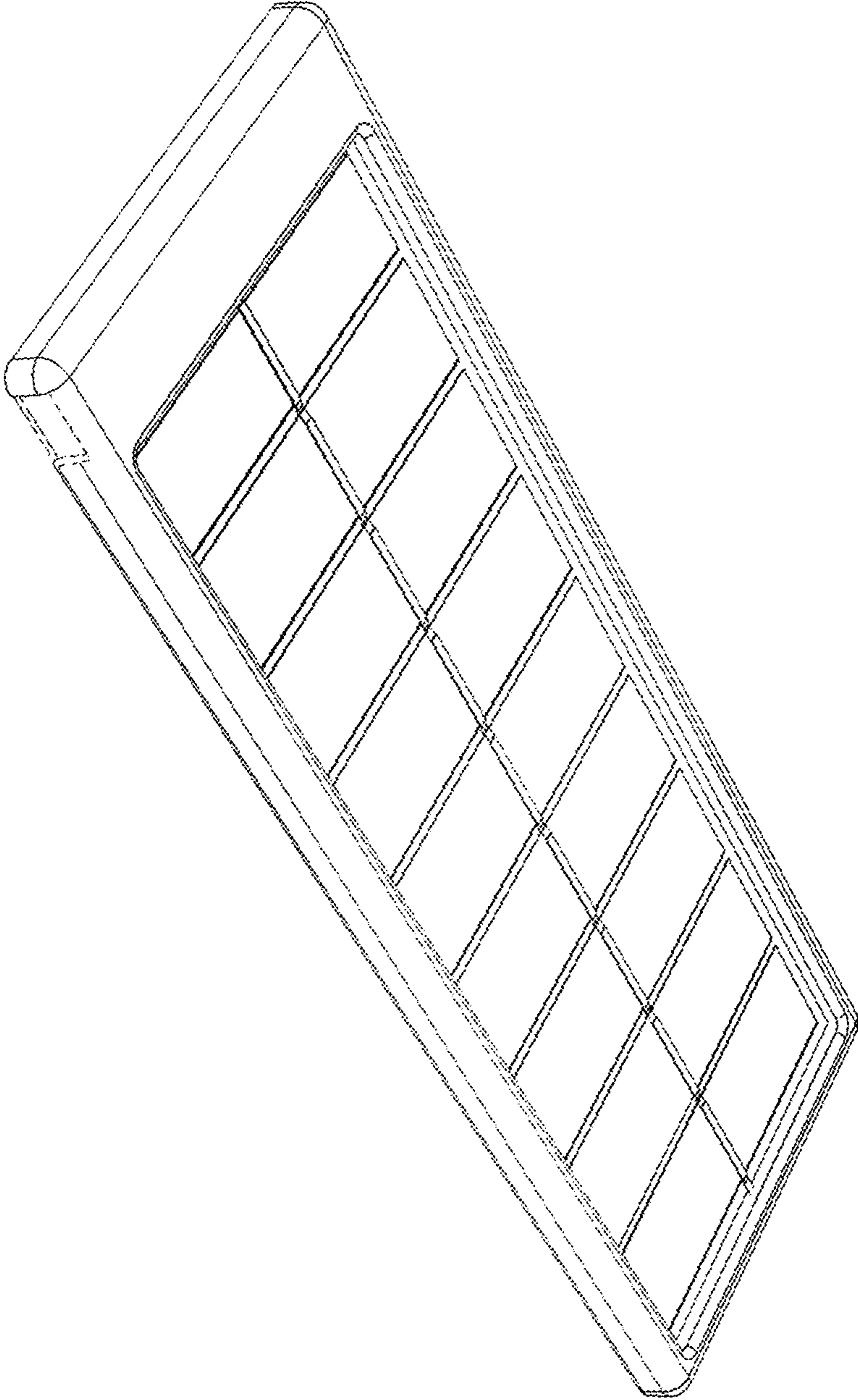


FIG. 22




FIG. 23




FIG. 24




FIG. 25




FIG. 27




FIG. 28




FIG. 26