



US00D812551S

(12) **United States Design Patent**
Stanley

(10) **Patent No.:** **US D812,551 S**

(45) **Date of Patent:** **** *Mar. 13, 2018**

(54) **TIRE TREAD**

(71) Applicants: **Compagnie Generale des Etablissements Michelin, Clermont-Ferrand (FR); Michelin Recherche et Technique S.A., Granges-Paccot (CH)**

(72) Inventor: **Drew Stanley, Greenville, SC (US)**

(73) Assignees: **Compagnie Generale des Etablissements Michelin, Clermont-Ferrand (FR); Michelin Recherche et Technique S.A., Granges-Paccot (CH)**

(*) Notice: This patent is subject to a terminal disclaimer.

(**) Term: **15 Years**

(21) Appl. No.: **29/535,893**

(22) Filed: **Aug. 11, 2015**

(51) **LOC (11) Cl.** **12-15**

(52) **U.S. Cl.**
USPC **D12/601**

(58) **Field of Classification Search**
USPC D12/568-604, 900
CPC B60C 1/0016; B60C 11/0306; B60C 11/0302; B60C 3/06; B60C 9/17
See application file for complete search history.

(56) **References Cited**

U.S. PATENT DOCUMENTS

D405,741 S * 2/1999 Weber D12/600
D421,584 S * 3/2000 Lovell D12/600

D458,897 S * 6/2002 Weber D12/588
D639,234 S * 6/2011 Reim D12/588
D639,235 S * 6/2011 Reim D12/600
D674,743 S * 1/2013 Uphouse D12/600
D701,487 S * 3/2014 Ebel D12/588
D736,693 S * 8/2015 Wang D12/580
D738,298 S * 9/2015 Wang D12/600
D738,299 S * 9/2015 Jacobs D12/588
D741,788 S * 10/2015 Lo Vercio D12/583
D748,044 S * 1/2016 Schuessler D12/580

* cited by examiner

Primary Examiner — Robert M Spear

Assistant Examiner — John Voytek

(74) *Attorney, Agent, or Firm* — John Steckler Schwab

(57) **CLAIM**

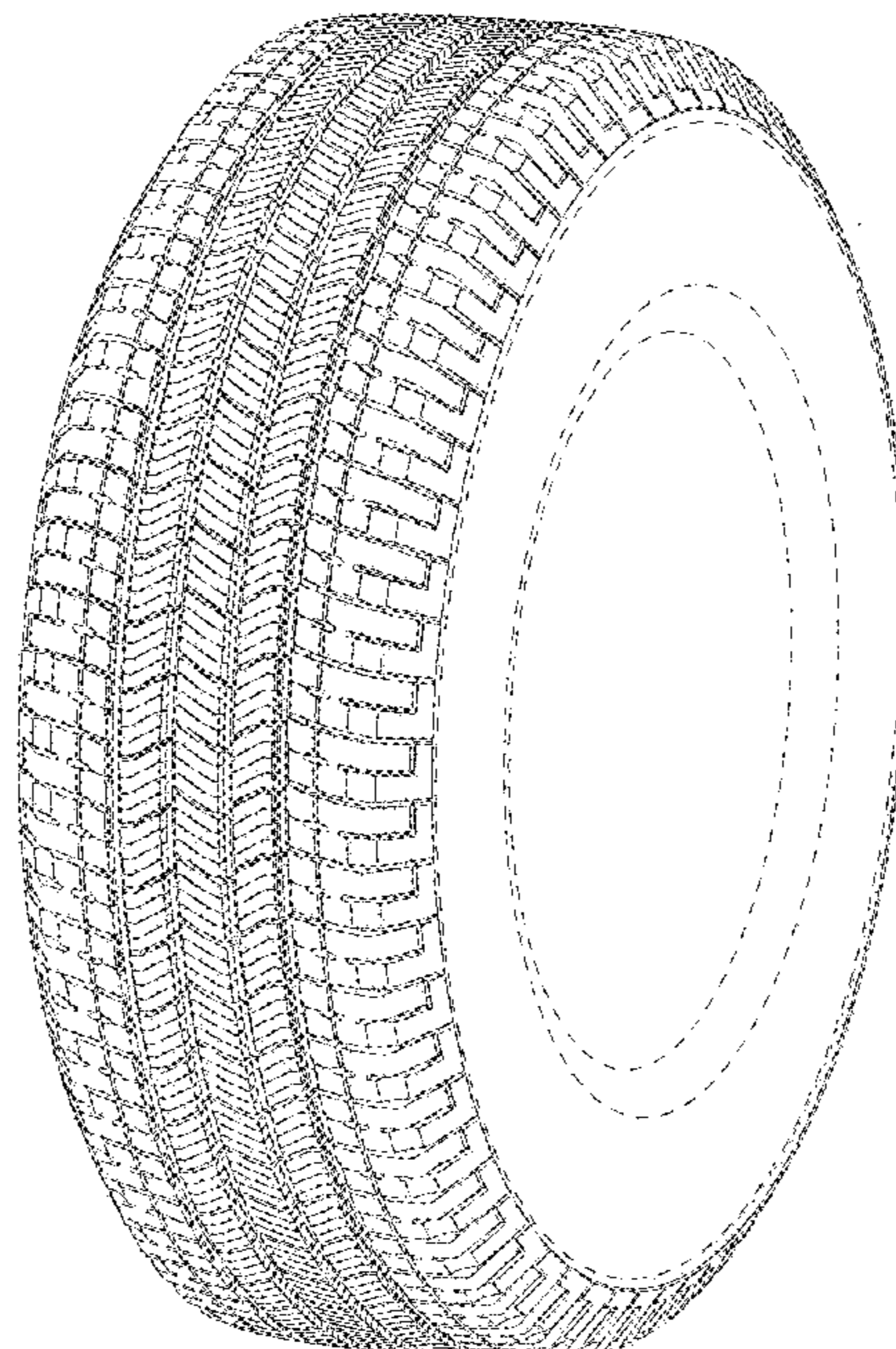
The ornamental design for a tire tread, as shown and described.

DESCRIPTION

FIG. 1 is a perspective view of a tire tread showing our new design, it being understood that the tread pattern repeats throughout the outer circumference and shoulder of the tire, the opposite side perspective being identical thereto; FIG. 2 is a front elevation view thereof; FIG. 3 is a side elevation view of the right side thereof, the left side elevation being identical thereto; and, FIG. 4 is a cross-sectional view taken along line 4-4 of FIG. 2.

In the drawings, the broken line disclosure of the tire sidewall and inner bead depicts environmental structure and forms no part of the claimed design.

1 Claim, 4 Drawing Sheets



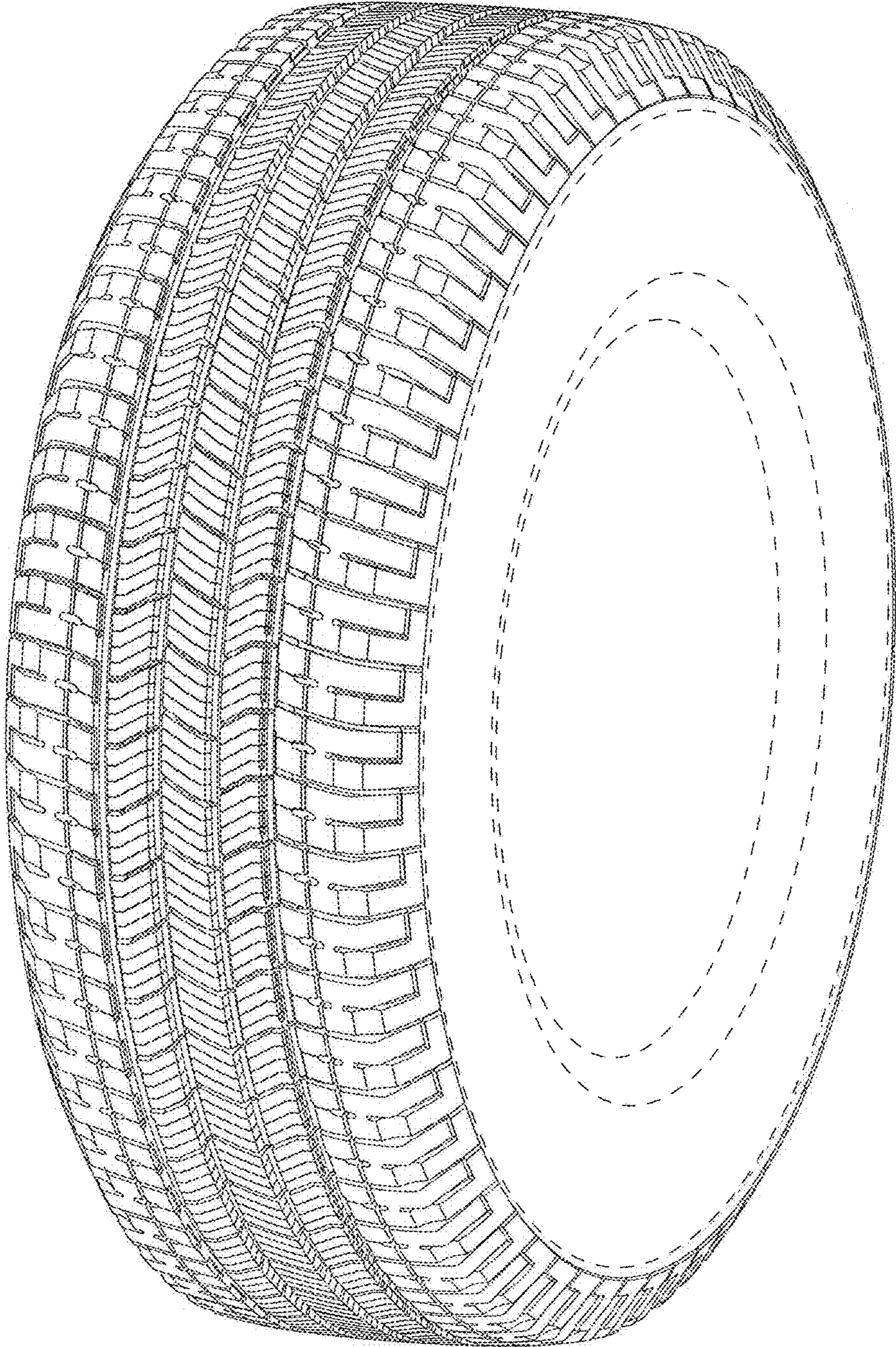


Fig. 1

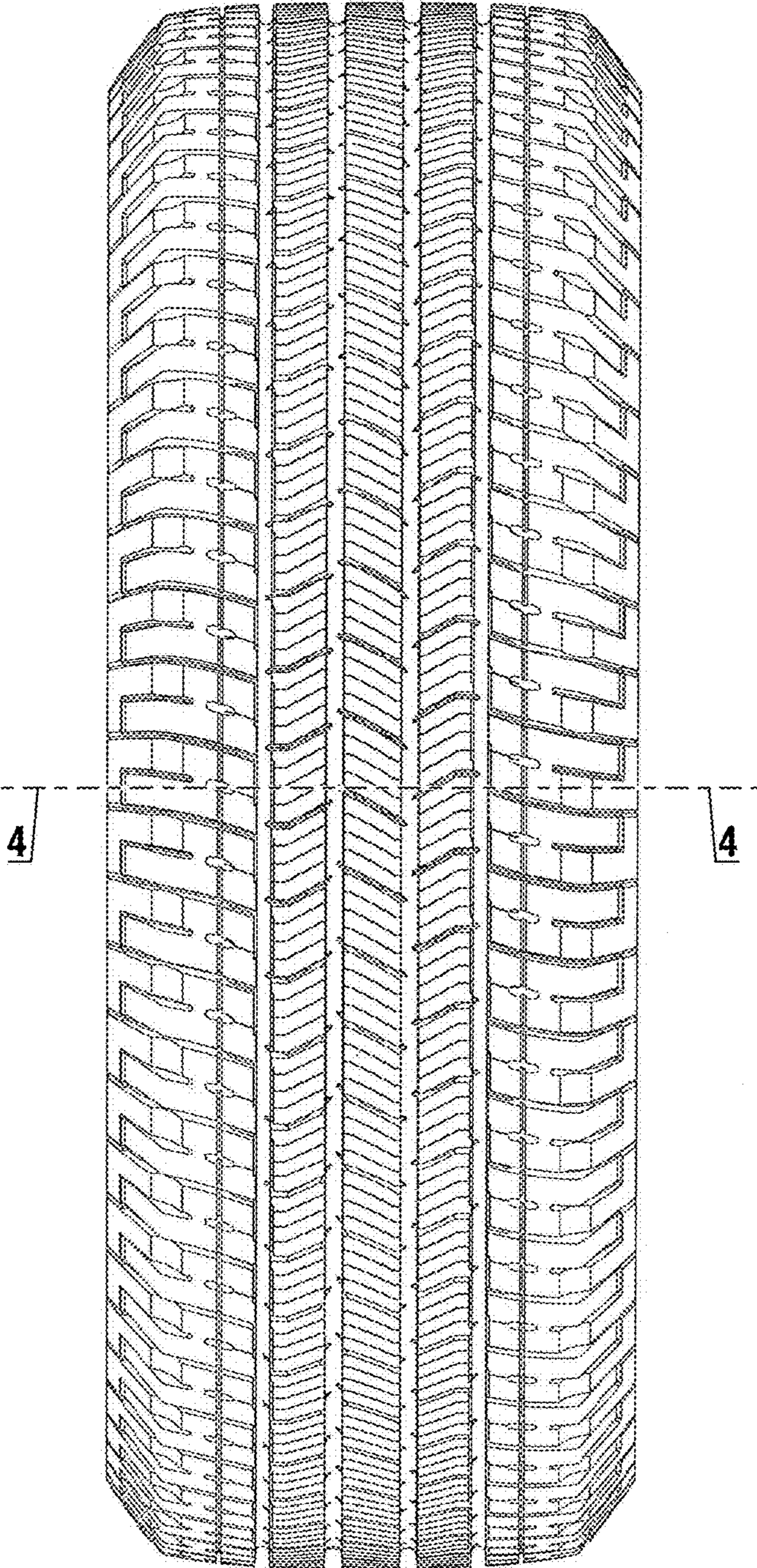


Fig. 2

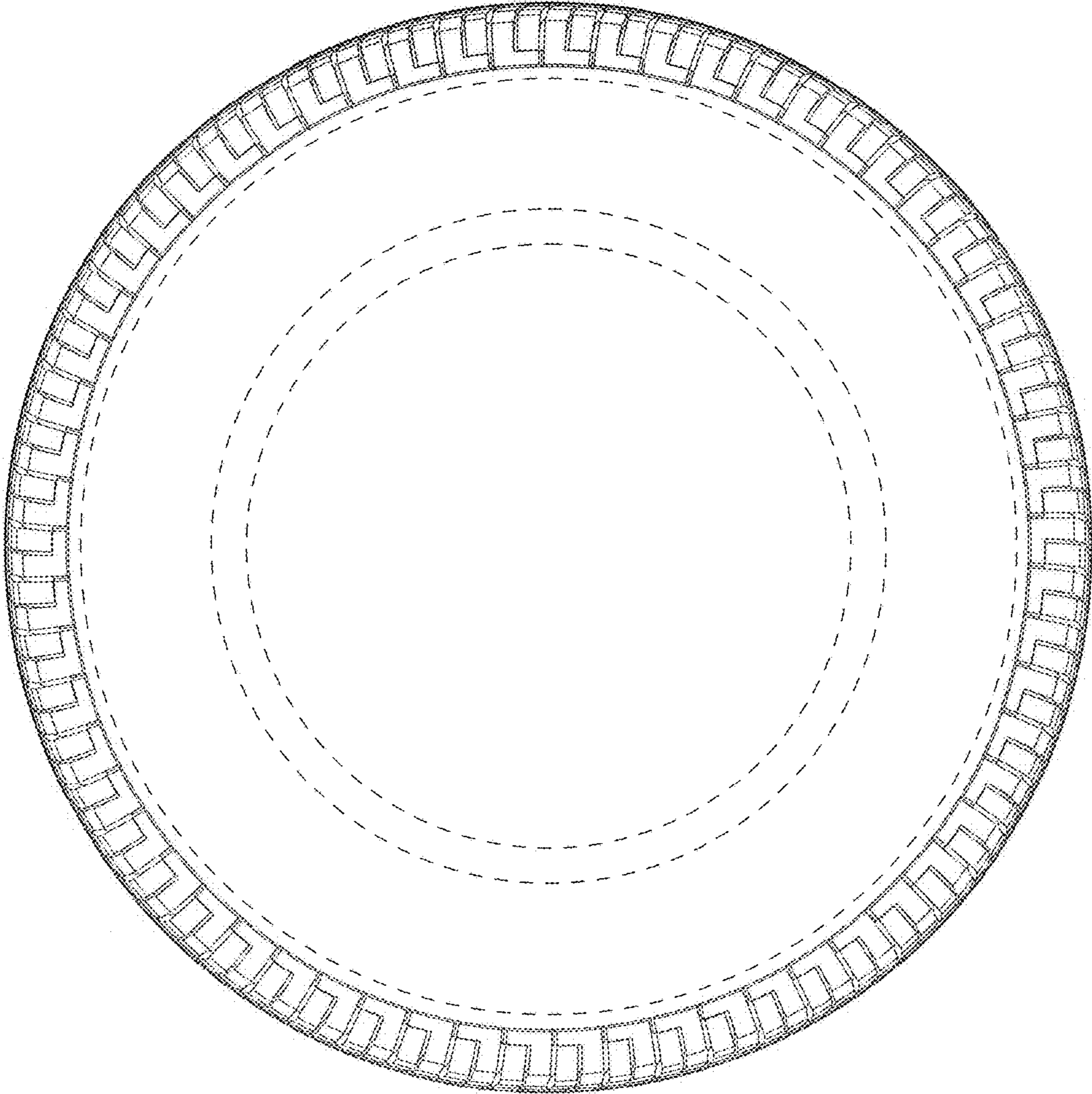


Fig. 3




Fig. 4