



US00D812547S

(12) **United States Design Patent** (10) **Patent No.:** **US D812,547 S**
Rade (45) **Date of Patent:** **** Mar. 13, 2018**

(54) **TIRE TREAD**

(71) Applicants: **COMPANGNIE GENERALE DES
ETABLISSEMENTS MICHELIN,**
Clermont-Ferrand (FR); **Michelin
Recherche et Technique S.A.,**
Granges-Paccot (CH)

(72) Inventor: **Arthur Rade,** Rio de Janeiro (BR)

(73) Assignees: **Compagnie Generale Des
Etablissements Michelin (FR);
Michelin Recherche Et Technique
S.A. (CH)**

(**) Term: **15 Years**

(21) Appl. No.: **29/587,948**

(22) Filed: **Dec. 16, 2016**

(30) **Foreign Application Priority Data**

Jun. 17, 2016 (FR) 2016-3193

(51) **LOC (11) Cl.** **12-15**

(52) **U.S. Cl.**
USPC **D12/548**

(58) **Field of Classification Search**
USPC D12/533-567
CPC B60C 11/00; B60C 11/0302
See application file for complete search history.

(56) **References Cited**

U.S. PATENT DOCUMENTS

D340,898 S 11/1993 Kuroda
D390,510 S 2/1998 Stone et al.
D397,647 S 9/1998 Young et al.
D472,202 S 3/2003 Gillard

D526,954 S * 8/2006 Godeau D12/539
D540,247 S * 4/2007 Lhospitalier D12/548
D540,248 S * 4/2007 Lhospitalier D12/548
D541,733 S * 5/2007 Lhospitalier D12/548
D550,147 S * 9/2007 Radulescu D12/545
D584,217 S 1/2009 Scheuren et al.
D615,483 S * 5/2010 Godeau D12/564
D647,468 S 10/2011 Weaver et al.
D648,259 S * 11/2011 Oki D12/566
D666,965 S * 9/2012 Aoki D12/553
D672,708 S 12/2012 Corsi et al.
D675,981 S 2/2013 Kawahara
D686,145 S 7/2013 Godin et al.
D689,814 S * 9/2013 Cambon D12/564
D717,237 S 11/2014 Bardin et al.

(Continued)

Primary Examiner — George D. Kirschbaum

Assistant Examiner — Joseph J Kukella

(74) *Attorney, Agent, or Firm* — Dickinson Wright PLLC

(57) **CLAIM**


The ornamental design for a tire tread, as shown and described.

DESCRIPTION

FIG. 1 is a perspective view of the tire tread of my design; FIG. 2 is a front elevation view of the tire tread of my design; FIG. 3 is a side elevation view of the tire tread of my design; FIG. 4 is a side elevation view of the tire tread of my design, taken from the opposite side of that shown in FIG. 3; and, FIG. 5 is an enlarged, partial view of the tire tread of FIG. 1, as indicated by the break lines.

In the drawings, the broken lines defining the sidewall and inner bead depict environmental subject matter that forms no part of the claimed design. The dash-dot-dot-dash line defines the peripheral boundary between the claimed tire tread and the unclaimed sidewall. The tread pattern repeats uniformly throughout the circumference of the tire.

1 Claim, 5 Drawing Sheets



(56)

References Cited

U.S. PATENT DOCUMENTS

D718,223	S	11/2014	Gommez	
D720,686	S *	1/2015	Koog	D12/566
D721,031	S *	1/2015	Wang	D12/536
D721,032	S	1/2015	Cambon et al.	
D722,553	S *	2/2015	Corsi	D12/564
D722,950	S	2/2015	Compte et al.	
D724,007	S	3/2015	Belarbi et al.	
D729,726	S	5/2015	Shimizu et al.	
D735,646	S	8/2015	Hair, Jr. et al.	
D739,343	S	9/2015	Gommez et al.	
D741,786	S	10/2015	Koog	
D745,450	S	12/2015	Bardin et al.	
D746,219	S	12/2015	Bardin et al.	
D758,287	S	6/2016	Zivkovic et al.	
D758,289	S	6/2016	Cagneaux et al.	
D758,296	S	6/2016	Oraison et al.	
D761,718	S *	7/2016	Renis	D12/563
D769,803	S	10/2016	Oraison et al.	
D778,228	S	2/2017	Oraison et al.	
D794,543	S *	8/2017	Seo	D12/533

* cited by examiner

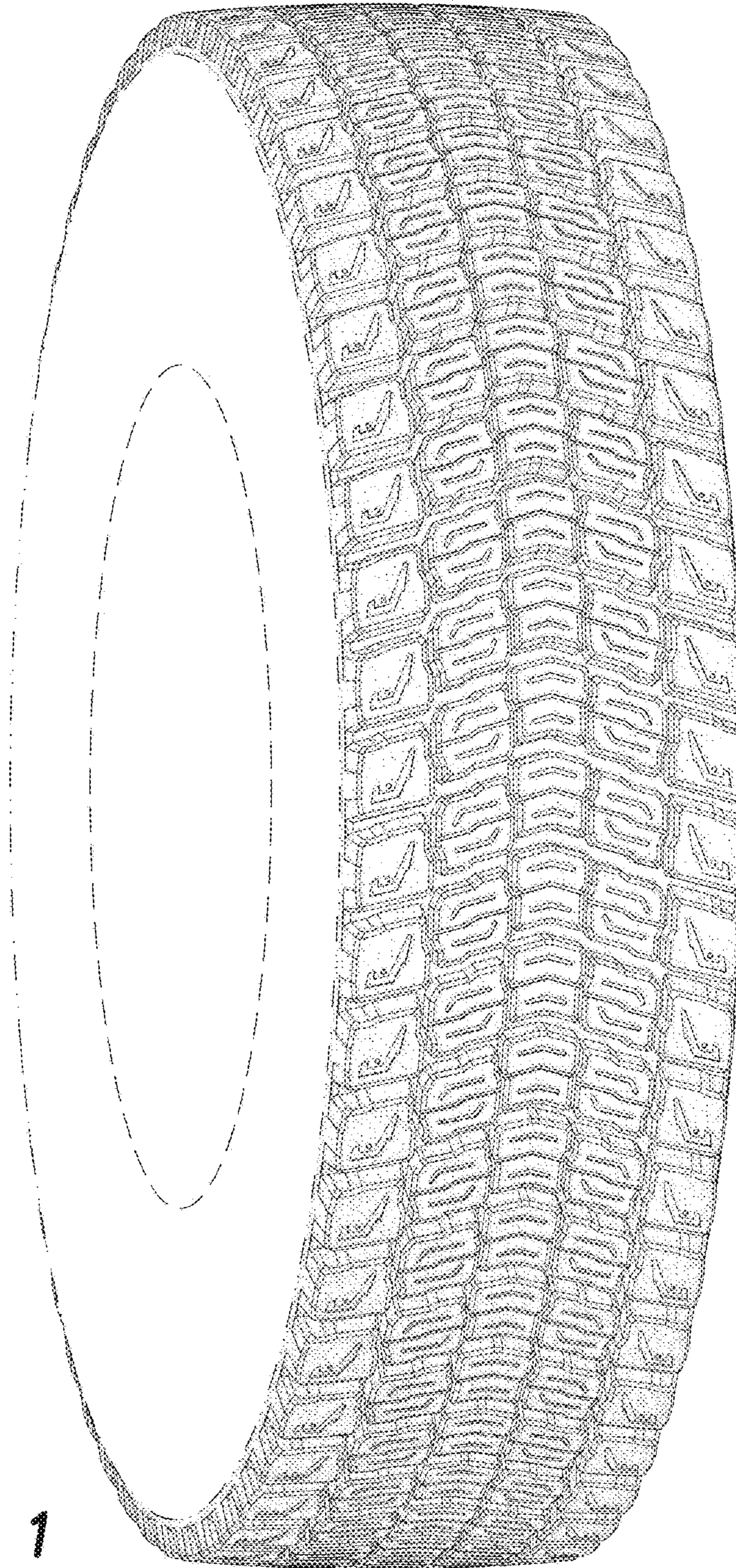


FIG. 1

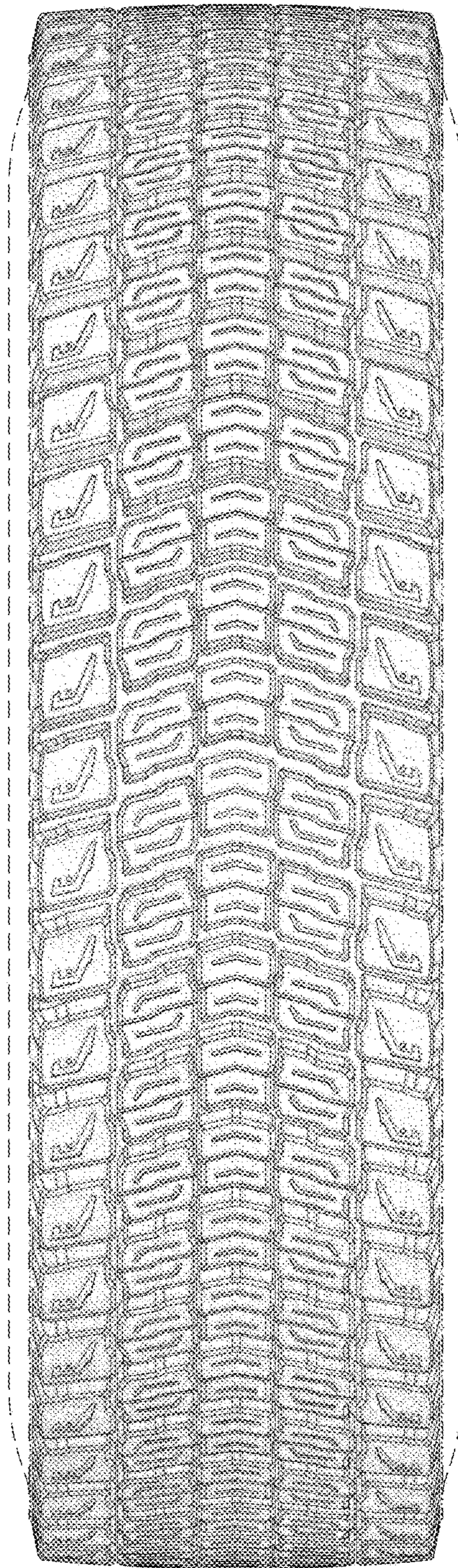


FIG. 2

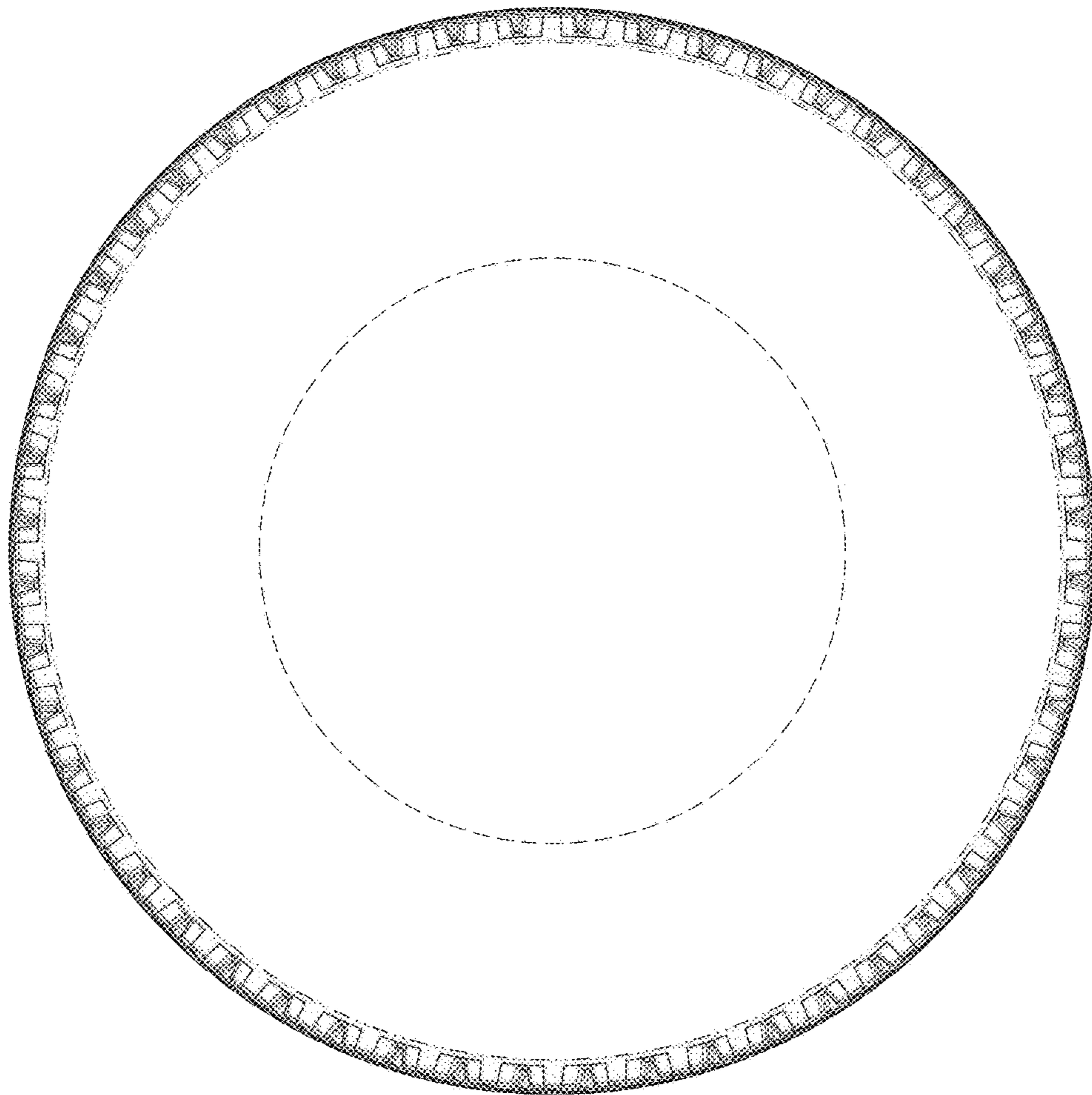


FIG. 3

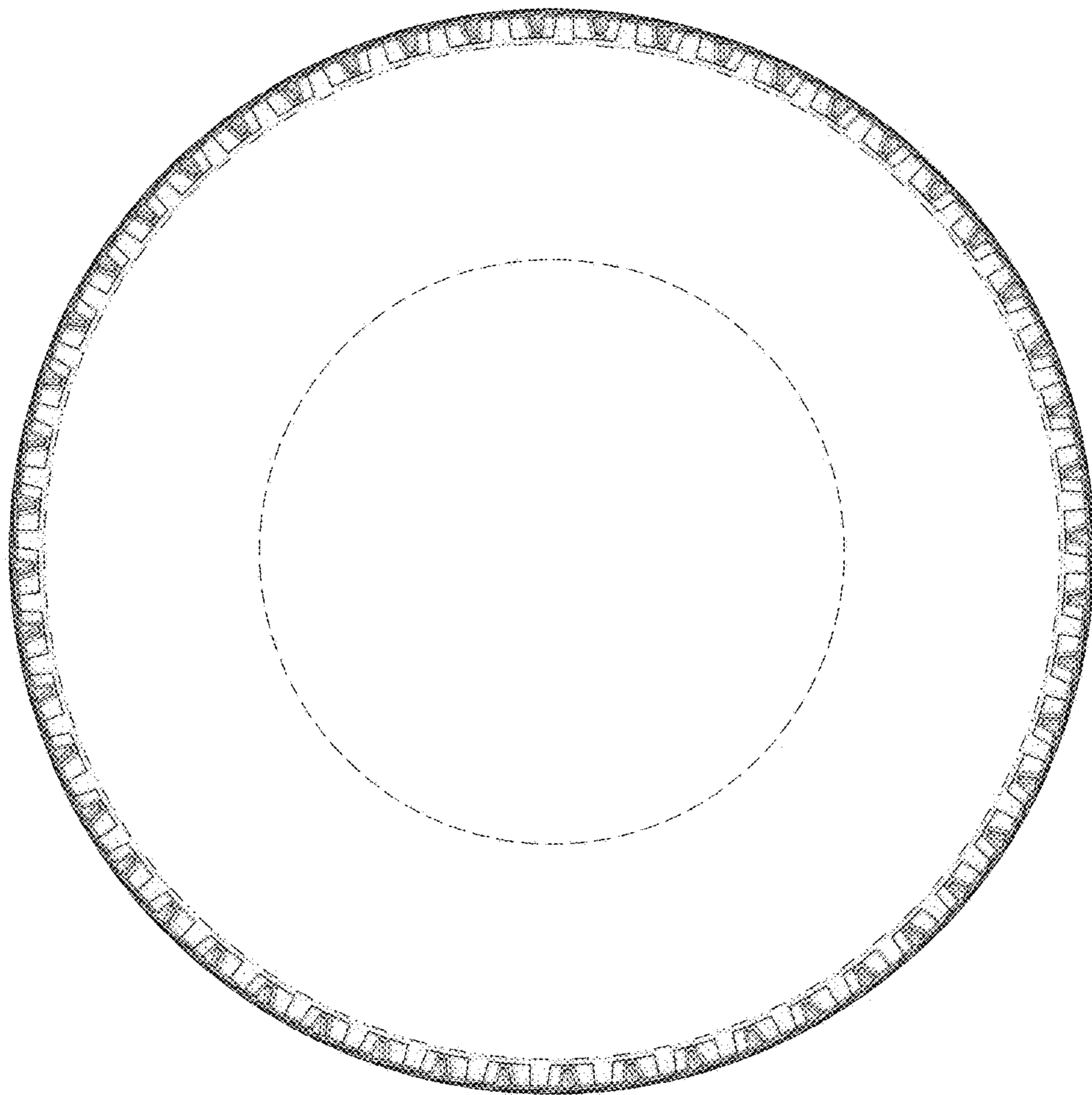


FIG. 4

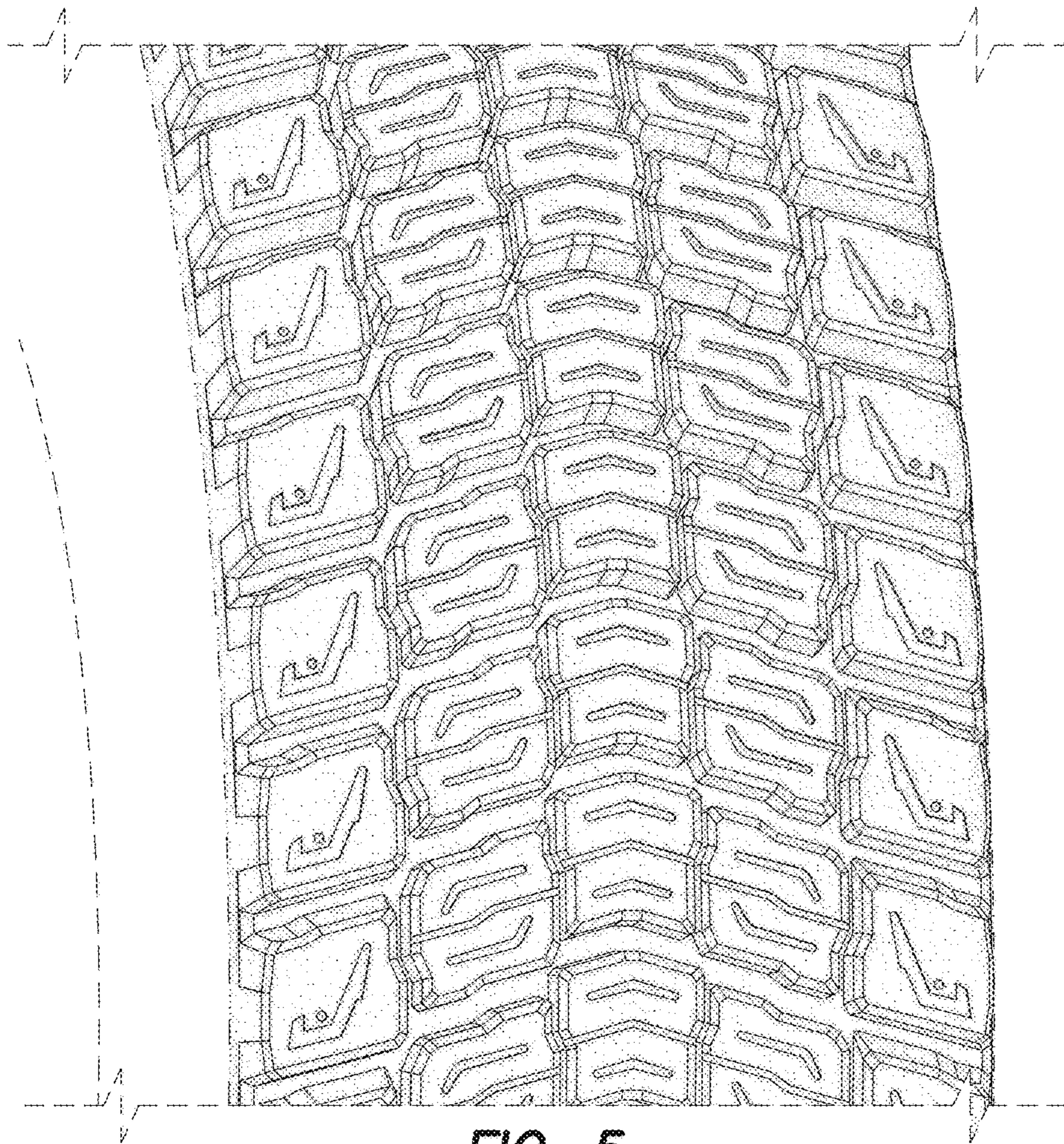


FIG. 5