

US00D812543S

(12) **United States Design Patent**
Yi et al.

(10) **Patent No.:** **US D812,543 S**
(45) **Date of Patent:** **** Mar. 13, 2018**

- (54) **BOAT**
- (71) Applicants: **Lu Yi**, Nagoya (JP); **Masayuki Sugiura**, Nagoya (JP); **Masahiko Nakamura**, Nisshin (JP)
- (72) Inventors: **Lu Yi**, Nagoya (JP); **Masayuki Sugiura**, Nagoya (JP); **Masahiko Nakamura**, Nisshin (JP)
- (73) Assignee: **TOYOTA JIDOSHA KABUSHIKI KAISHA** (JP)
- (**) Term: **15 Years**
- (21) Appl. No.: **29/581,759**
- (22) Filed: **Oct. 21, 2016**
- (51) **LOC (11) Cl.** **12-06**
- (52) **U.S. Cl.**
USPC **D12/300; D12/317**
- (58) **Field of Classification Search**
USPC D12/300, 302, 303, 304, 307, 310–314, D12/316, 317; 114/39.11–39.15, 114/39.21–39.32, 61.1, 61.2, 61.32, 114/61.33, 62, 355–358, 271, 273, 283, 114/288–292, 343, 363; 440/27, 35
CPC B63B 17/00; B63B 17/02; B63B 35/81; B63B 35/816; B62B 21/04
See application file for complete search history.

- D540,889 S * 4/2007 Yuen D12/314
- D586,719 S * 2/2009 Morris D12/300
- 7,543,544 B2 * 6/2009 Yap B63B 1/322
114/273
- D646,615 S * 10/2011 Starck D12/314
- D686,559 S * 7/2013 Mannerfelt D12/314
- D770,964 S * 11/2016 Wagener D12/300

OTHER PUBLICATIONS

Peugeot, Peugeot Concept Powerboat (2012), <<http://www.carbodydesign.com/2012/06/peugeot-concept-powerboat/>>, available as early as Jun. 14, 2012.
Alessandro Pannone, Racey tenders (2012), <http://www.debutesq.com/_blog/debutesq_lounge/post/Racey_tenders_and_an_escape_from_the_superyacht>, available as early as Jun. 26, 2012.

* cited by examiner

Primary Examiner — Cynthia M Chin
(74) *Attorney, Agent, or Firm* — Saidman DesignLaw Group, LLC

(57) **CLAIM**


The ornamental design for a boat, as shown and described.

DESCRIPTION

FIG. 1 is a front right perspective view of a boat showing our new design;
FIG. 2 is a rear right perspective view thereof;
FIG. 3 is a front view thereof;
FIG. 4 is a rear view thereof;
FIG. 5 is a top view thereof;
FIG. 6 is a bottom view thereof;
FIG. 7 is a right side view thereof; and,
FIG. 8 is a left side view thereof.
The dashed broken lines form no part of the claimed design and the lightened areas outside the dashed broken lines form no part of the claimed design.

1 Claim, 8 Drawing Sheets

- (56) **References Cited**
U.S. PATENT DOCUMENTS
D244,769 S * 6/1977 Nescher D12/314
D335,118 S * 4/1993 Alexander D12/314
D343,610 S * 1/1994 Leach D12/313
5,452,676 A * 9/1995 Fiore B63B 1/32
114/291
D374,852 S * 10/1996 Mannerfelt D12/313
D379,451 S * 5/1997 Mannerfelt D12/313
D464,925 S * 10/2002 Bassani Antivari D12/300



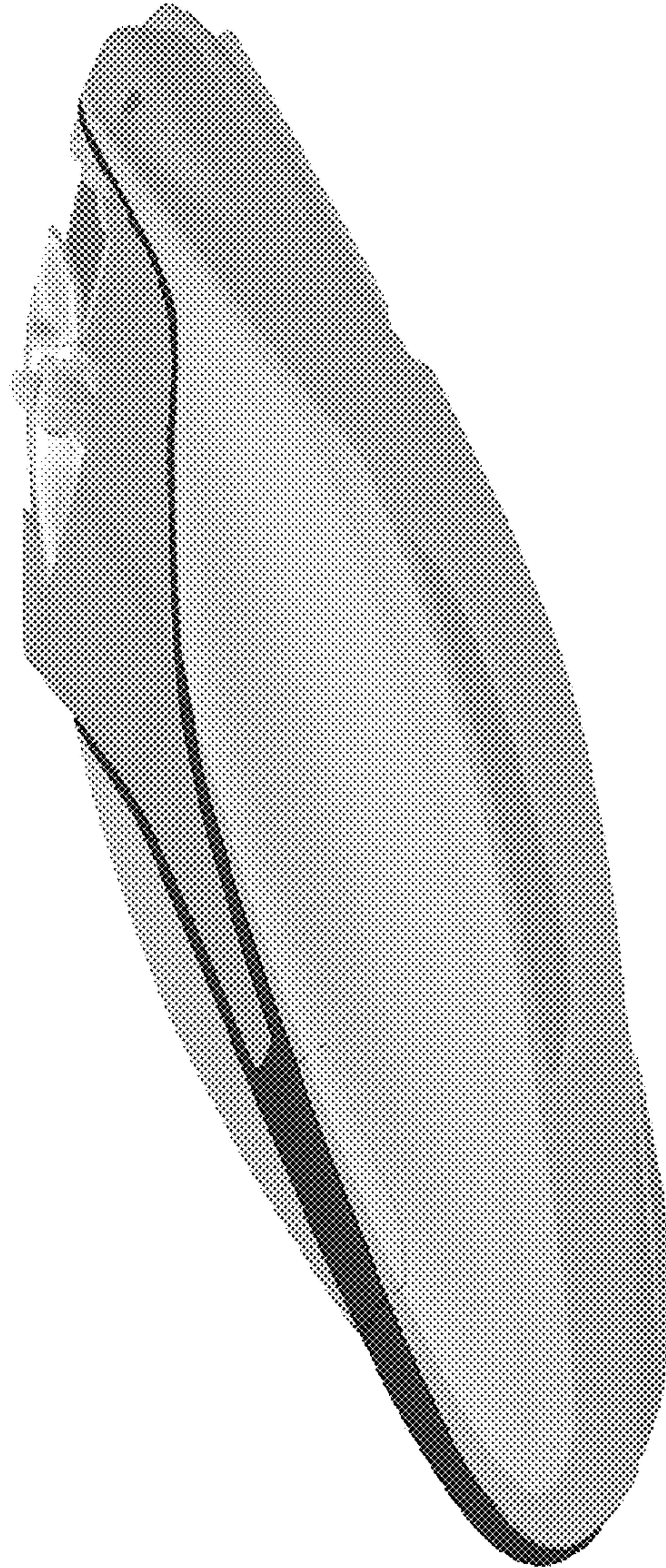


FIG. 1



FIG. 2

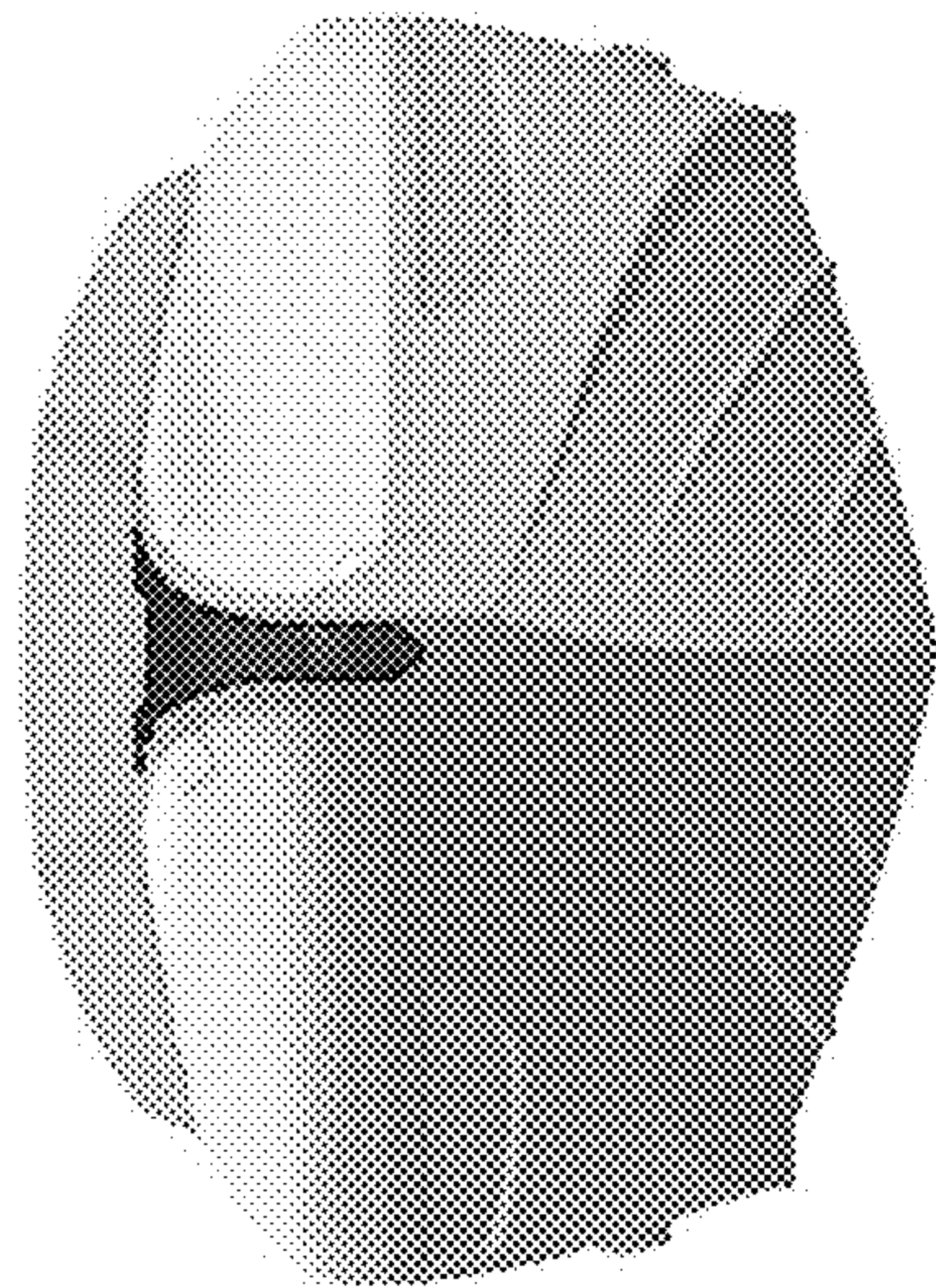


FIG. 3

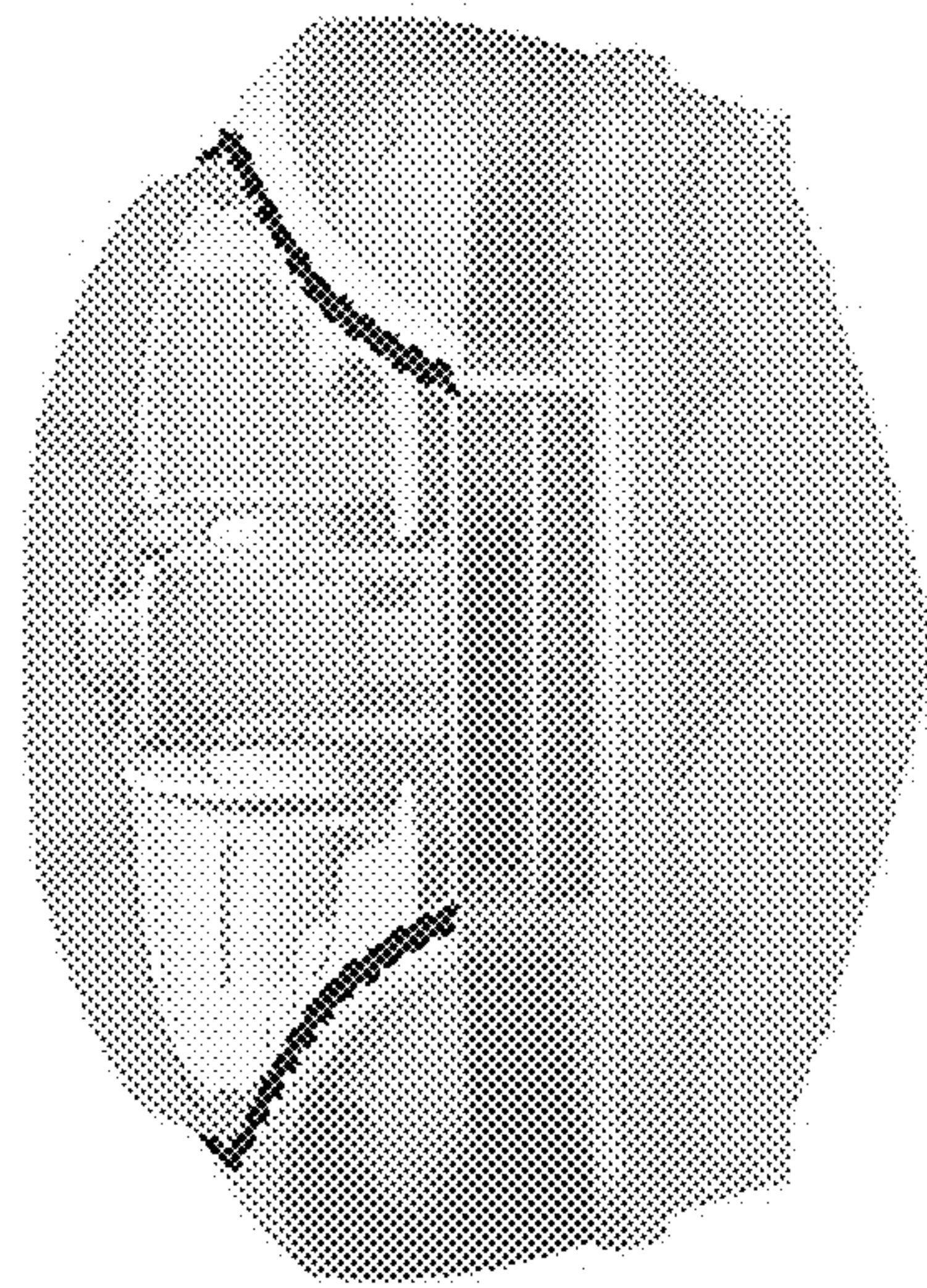


FIG. 4




FIG. 5




FIG. 6

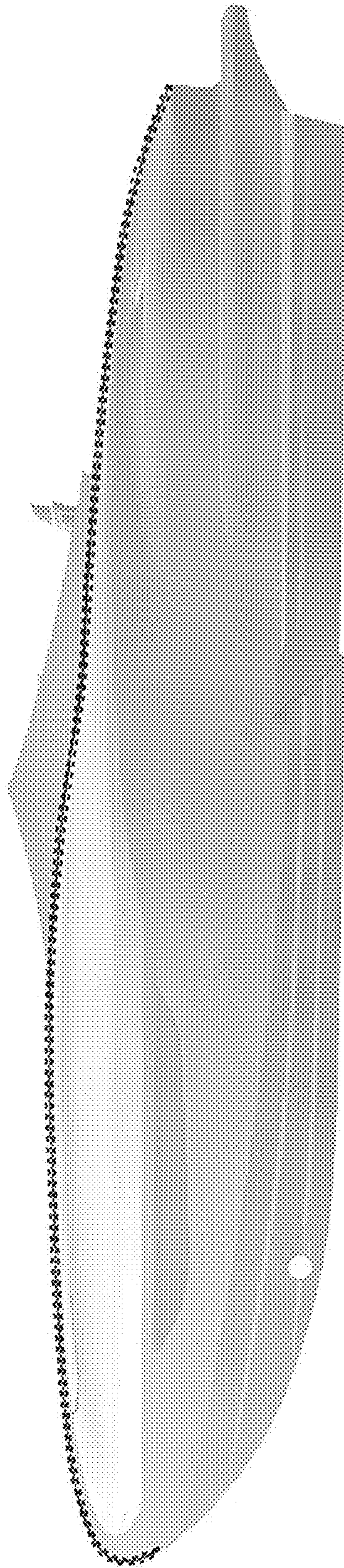


FIG. 7

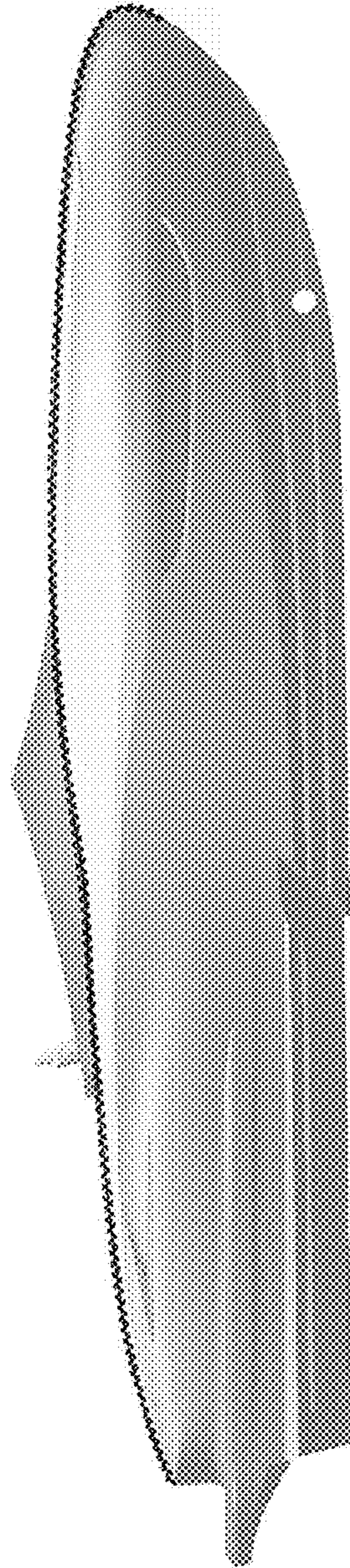


FIG. 8

UNITED STATES PATENT AND TRADEMARK OFFICE
CERTIFICATE OF CORRECTION

PATENT NO. : D812,543 S
APPLICATION NO. : 29/581759
DATED : March 13, 2018
INVENTOR(S) : Lu Yi, Masayuki Sugiura and Masahiko Nakamura

Page 1 of 10

It is certified that error appears in the above-identified patent and that said Letters Patent is hereby corrected as shown below:

On the Title Page

Delete the title page and substitute therefore with the attached title page consisting of the corrected illustrative figure.

In the Drawings

Please replace FIGS. 1-8 with FIGS. 1-8 as shown on the attached pages.

Signed and Sealed this
Fifth Day of March, 2019



Andrei Iancu
Director of the United States Patent and Trademark Office

(12) **United States Design Patent** (10) **Patent No.:** **US D812,543 S**
Yi et al. (45) **Date of Patent:** **** Mar. 13, 2018**

(54) **BOAT**

(71) Applicants: **Lu Yi, Nagoya (JP); Masayuki Sugiura, Nagoya (JP); Masahiko Nakamura, Nisshin (JP)**

(72) Inventors: **Lu Yi, Nagoya (JP); Masayuki Sugiura, Nagoya (JP); Masahiko Nakamura, Nisshin (JP)**

(73) Assignee: **TOYOTA JIDOSHA KABUSHIKI KAISHA (JP)**

(**) Term: **15 Years**

(21) Appl. No.: **29/581,759**

(22) Filed: **Oct. 21, 2016**

(51) **LOC (11) Cl.** **12-06**

(52) **U.S. Cl.**
 USPC **D12/300; D12/317**

(58) **Field of Classification Search**
 USPC D12/300, 302, 303, 304, 307, 310-314, D12/316, 317; 114/39.11-39.15, 114/39.21-39.32, 61.1, 61.2, 61.32, 114/61.33, 62, 355-358, 271, 273, 283, 114/288-292, 343, 363; 440/27, 35
 CPC B63B 17/00; B63B 17/02; B63B 35/81; B63B 35/816; B62B 21/04
 See application file for complete search history.

(56) **References Cited**

U.S. PATENT DOCUMENTS

D244,769 S * 6/1977 Nescher D12/314
 D335,118 S * 4/1993 Alexander D12/314
 D343,610 S * 1/1994 Leach D12/313
 5,452,676 A * 9/1995 Fiore B63B 1/32
 114/291
 D374,852 S * 10/1996 Mannerfelt D12/313
 D379,451 S * 5/1997 Mannerfelt D12/313
 D464,925 S * 10/2002 Bassani Antivari D12/300

D540,889 S * 4/2007 Yuen D12/314
 D586,719 S * 2/2009 Morris D12/300
 7,543,544 B2 * 6/2009 Yap B63B 1/322
 114/273
 D646,615 S * 10/2011 Starck D12/314
 D686,559 S * 7/2013 Mannerfelt D12/314
 D770,964 S * 11/2016 Wagener D12/300

OTHER PUBLICATIONS

Peugeot, Peugeot Concept Powerboat (2012), <<http://www.carbodydesign.com/2012/06/peugeot-concept-powerboat/>>, available as early as Jun. 14, 2012.
 Alessandro Pannone, Racey tenders (2012), <http://www.debutesq.com/blog/debutesq_lounge/post/Racey_tenders_and_an_escape_from_the_superyacht>, available as early as Jun. 26, 2012.

* cited by examiner

Primary Examiner — Cynthia M Chin

(74) *Attorney, Agent, or Firm* — Saidman DesignLaw Group, LLC


(57) **CLAIM**

The ornamental design for a boat, as shown and described.

DESCRIPTION

FIG. 1 is a front right perspective view of a boat showing our new design;
 FIG. 2 is a rear right perspective view thereof;
 FIG. 3 is a front view thereof;
 FIG. 4 is a rear view thereof;
 FIG. 5 is a top view thereof;
 FIG. 6 is a bottom view thereof;
 FIG. 7 is a right side view thereof; and,
 FIG. 8 is a left side view thereof.
 The dashed broken lines form no part of the claimed design and the lightened areas outside the dashed broken lines form no part of the claimed design.

1 Claim, 8 Drawing Sheets






FIG. 1



FIG. 2

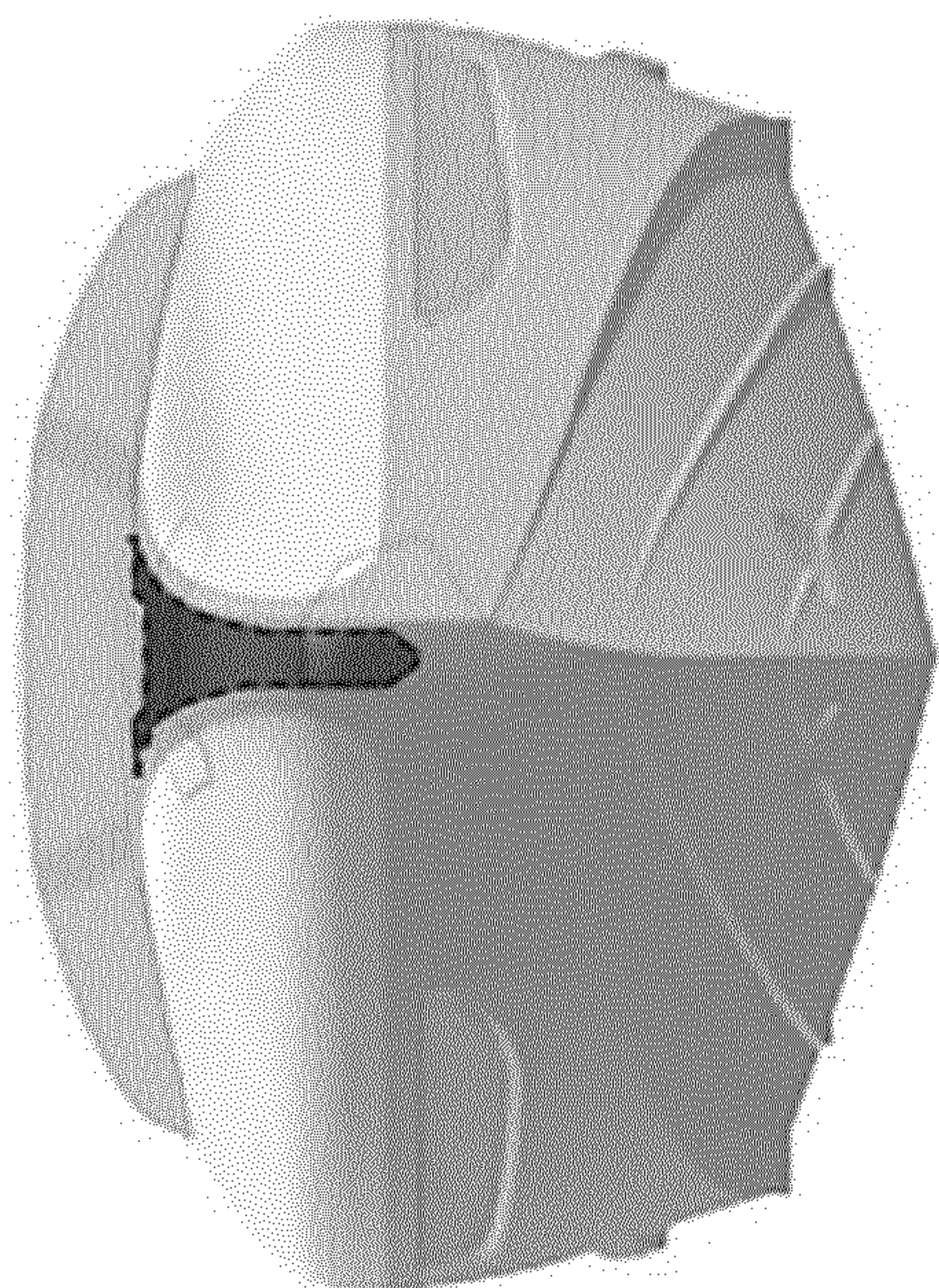


FIG. 3

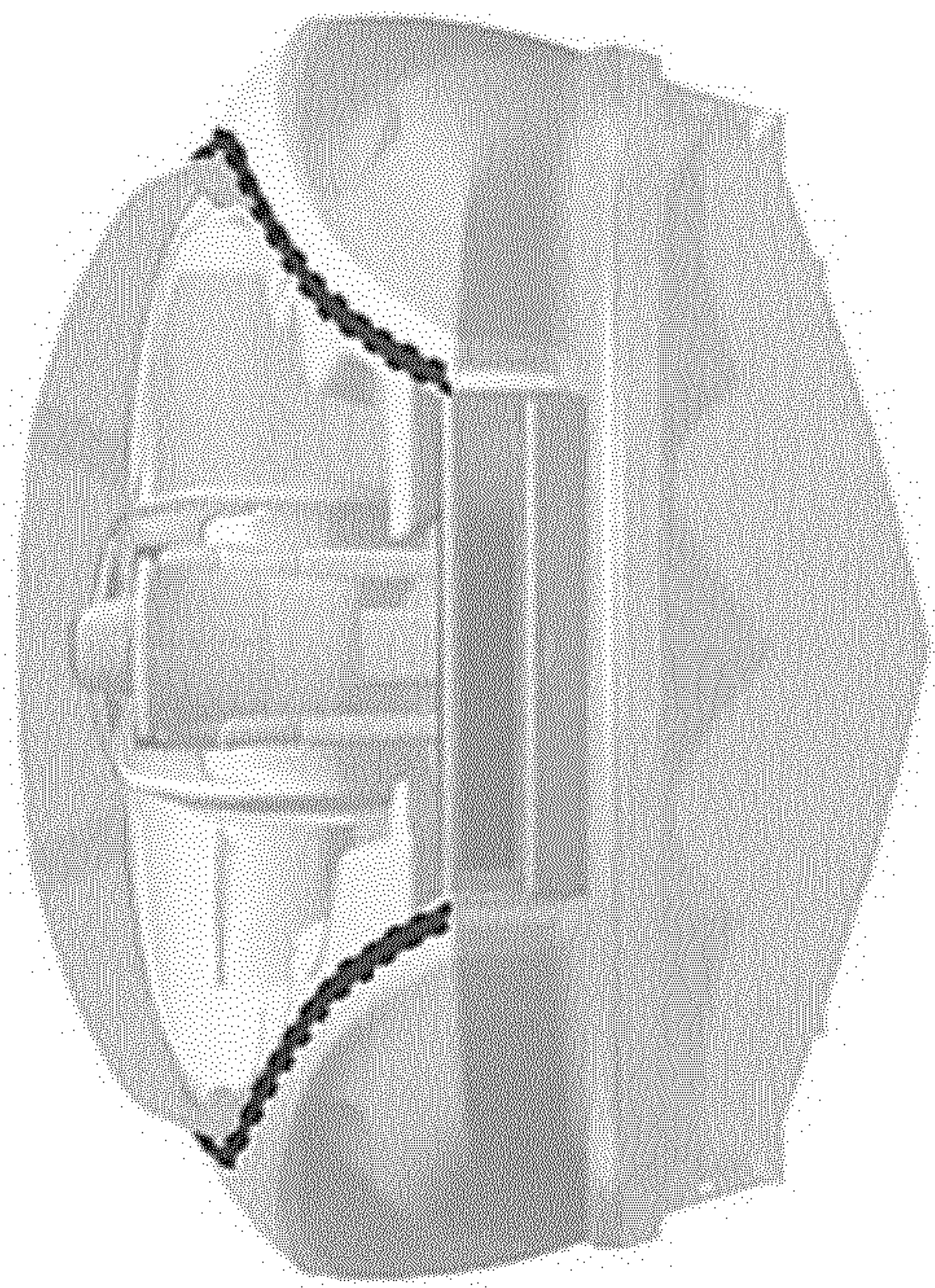


FIG. 4



FIG. 5



FIG. 6




FIG. 7

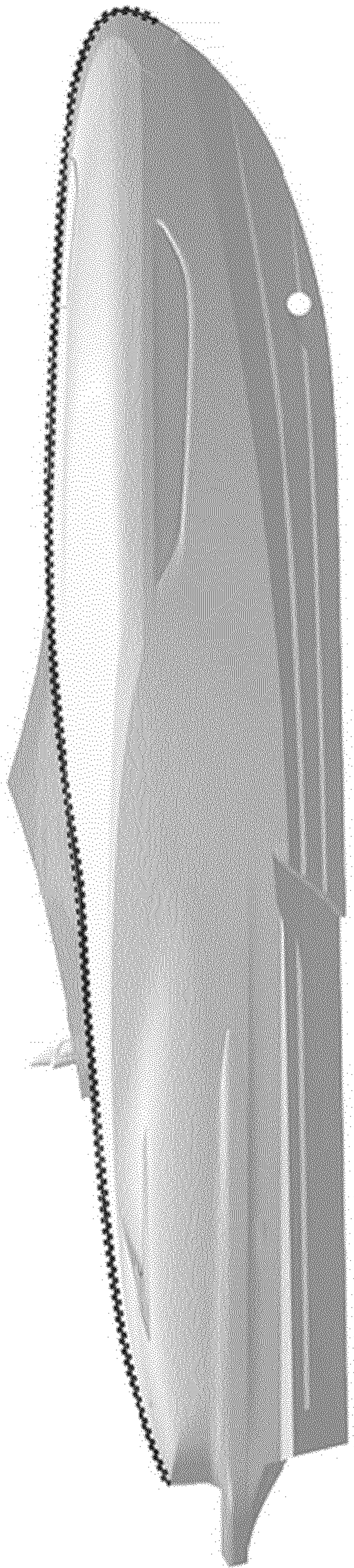


FIG. 8